



Medtronic

Cardiac Rhythm Disease Management

Product Performance Report

*Important Patient Management Information
for Physicians*

2012

First Edition – Issue 66

This report is available online at
www.medtronic.com/CRDMProductPerformance

A Message from the Vice President

Dear Customer,

At Medtronic, product quality and reliability have been and will continue to be a priority. For over 28 years, Medtronic has compiled and produced product performance reports with one primary goal, to provide you with the product information you need to best care for your patients.

Our commitment to you is best expressed in Medtronic's mission: "To strive without reserve for the greatest possible reliability and quality in our products; to be the unsurpassed standard of comparison and to be recognized as a company of dedication, honesty, integrity, and service." To this end, we continually explore new ways to expand, improve, and learn from our product performance systems and measures.

Our quality goals cannot be reached alone. We welcome your collaboration, insight, and recommendations. Please contact our Technical Services Department at 1 (800) 723-4636 with your feedback comments and any questions.

Your participation and assistance in returning explanted products are also critical. Returned products are tested and evaluated so that we can fully measure the performance of our devices. Please refer to the instructions on the next page for assistance in returning products to the Medtronic CRDM Returned Product Analysis Laboratory.

As we constantly strive to exceed your expectations, we thank you for your dedication to improving and saving the lives of those suffering from cardiac rhythm disorders.

With appreciation and warm regards,

A handwritten signature in blue ink, appearing to read 'T. Samsel', with a stylized flourish at the end.

Tim Samsel
Vice President, Quality and Regulatory
Medtronic Cardiac Rhythm Disease Management
Medtronic, Inc.

Contact Information

We invite our customers to use these telephone numbers to call with suggestions, inquiries, or specific problems related to our products.

US Technical Services Department

Phone: 1 (800) 723-4636 (Tachy)
1 (800) 505-4636 (Brady)
Fax: 1 (800) 824-2362
www.medtronic.com/corporate/contact.jsp

International Technical Centers

Europe (Heerlen NL) +31-45-566-8844
Japan (Tokyo) +81-3-5753-4116

For questions related to this CRDM Product Performance Report, please call US Technical Services at the number above, or write to:

Jia Guo, Ph.D.
Medtronic, Inc.
8200 Coral Sea Street NE MS MVN61
Mounds View, MN 55112 USA

Email: jia.guo@medtronic.com

For questions related to returning explanted product or returning product that shows signs of malfunction, please contact:

Outside the United States:

Your Medtronic representative or international technical center at the number above.

Within the United States:

Your Medtronic representative or

CRDM Returned Product Analysis Laboratory

Phone: 1 (800) 328-2518, ext. 44800

Email: crdm.returnedproduct@medtronic.com

Editorial Staff

Independent Physician Quality Panel

Steven J. Compton, MD, Anchorage, AK
John P. DiMarco, MD, PhD, Charlottesville, VA
Kevin Hackett, MD, Columbus, OH
R. Hardwin Mead, MD, Palo Alto, CA
N.A. Mark Estes, MD, Boston, MA

Editor

Tim Samsel, *Vice President, CRDM Quality and Regulatory*

Authors

Jia Guo, Ph.D. *Senior Statistician*
Customer Quality Engineering Services, CRDM
Becky DeBus, *Senior Principal Clinical IT Developer,*
Medtronic Clinical Research Institute

Acknowledgement

Mary Learmont, *Principal Reliability Engineer, Released Product Reliability Device Vigilance, CRDM*
Sherice Nelson, *Communications Specialist, Marketing Communications*
Christine Altenhofen-Sonner, *Graphic Production, CRDM*
Carol Spooner, *Proofreader, CRDM*

Trademarks of Medtronic, Inc.

Adapta®	InSync III	Quick Look™
AT500®	Protect™	Relia™
Attain®	InSync Sentry®	Revo MRI®
CapSure®	Intrinsic®	Secura®
CapSure Sense®	Jewel®	SelectSecure®
CapSureFix®	Kappa®	Sensia®
Capture	Legend®	Sensing Assurance
Management®	Marquis®	Sigma®
CareLink®	Maximo®	Spectraflex
Concerto®	Medtronic	Sprint®
Consulta®	CareAlert®	Sprint Fidelis®
EnPulse®	Medtronic	Sprint Quattro®
EnRhythm®	CareLink®	Sprint Quattro
EnTrust®	Micro Jewel	Secure®
GEM®	Micro Minix	Sprint Quattro
InSync®	Minix	Secure S®
InSync ICD®	Minuet	SureFix®
InSync Marquis™	MVP®	Syncra™
InSync II Marquis™	Onyx®	Target Tip®
InSync III Marquis™	Patient Alert™	Tenax
InSync Maximo®	Preva	Thera®-i
InSync II	Prevail®	Transvene
Protect™	Prodigy	Versa®
	Protecta®	Virtuoso®

CRDM Product Performance Report

2012 First Edition
Issue 66

Date cutoff for this edition is February 6, 2012 for devices and January 31, 2012 for SLS Leads data

Introduction 1
Method for Estimating CRT, ICD, and IPG Device Performance 6

CRT Cardiac Resynchronization Therapy 10

CRT Survival Summary 19
CRT Reference Chart 22

ICD Implantable Cardioverter Defibrillators 24

ICD Survival Summary 36
ICD Reference Chart 40
ICD Connector Styles 42

IPG Implantable Pulse Generators 43

IPG Survival Summary 71
IPG Reference Chart 78

Leads

Method for Estimating Lead Performance 81

Left-Heart Leads 86

Lead Survival Summary 90
US Returned Product Analysis Summary 90
US Reports of Acute Lead Observations Reference Chart 91

Defibrillation Leads 92

Lead Survival Summary 100
US Returned Product Analysis Summary 101
US Reports of Acute Lead Observations Reference Chart 102

Pacing Leads 103

Lead Survival Summary 126
US Returned Product Analysis Summary 129
US Reports of Acute Lead Observations Reference Chart 131

Epi/Myocardial Pacing Leads 133

Lead Survival Summary 135
US Returned Product Analysis Summary 136
US Reports of Acute Lead Observations Reference Chart 136

VDD Single Pass Pacing Leads 137

Lead Survival Summary 138
US Returned Product Analysis Summary 138
US Reports of Acute Lead Observations Reference Chart 138

ICD and CRT-D Charge Time Performance 139

Advisories 147

(in order of communication date, from most recent to oldest)

Performance Notes 159

Dual Chamber Pacemakers with Measurement Lock-up ERI
Kappa 600, 700, 800, 900, EnPulse, Adapta, Versa, Sensia, Relia,
and Vitatron Models E50A1, E60A1, and G70A1 159
Helix Retraction of the Sprint Quattro Secure S 6935 and
Sprint Quattro Secure 6947 160
Potential Malfunction of CRT, ICD, and IPG Products due to Anomalies in MOSFET
Integrated Circuit Technology 161
Clinical Management of VCM near Elective Replacement 162
Ensuring the Accuracy of Battery Longevity Estimates 163
AT500 Pacing System Follow-Up Protocol 164
Insertion of the Lead into the Device 165
GEM II DR/VR and GEM III DR/VR/AT ICD Battery Discharge Behavior 166
General Follow-Up and Replacement of ICD Leads 167
Clinical Management of High-Voltage Lead System Oversensing 168
Tests and Observations for Clinical Assessment of Chronic Pacing Leads 169

This report is available online at
[www.medtronic.com/CRDM
ProductPerformance](http://www.medtronic.com/CRDM/ProductPerformance)

Introduction

All product performance reports are not created equal. For 28 years, Medtronic has monitored performance via both returned product analysis and multicenter clinical studies.

This Product Performance Report (PPR) presents device survival estimates, advisory summaries, performance notes, and other information pertinent to assessing the performance of Medtronic implantable pulse generators (IPGs), implantable cardioverter defibrillators (ICDs), cardiac resynchronization therapy (CRT) devices, and implantable pacing and defibrillation leads.

This Product Performance Report has been prepared in accordance with International Standard ISO 5841-2:2000(E).

The survival estimates provided in this report are considered to be representative of worldwide performance.

Survival Estimates

Medtronic, like other companies, monitors CRT, ICD, and IPG device performance using returned product analysis. We also monitor CRT, ICD, and IPG device performance using an active multicenter clinical study.

Returned product analysis is a passive approach to assessing product performance. This approach provides a suitable measure of product performance only when a significant number of explanted products are returned to the manufacturer. Returned product analysis provides a measure of hardware performance, but not necessarily the total clinical performance (e.g., the incidence of complications such as infection, erosion, muscle stimulation, etc. are not estimated).

The survival estimates provided in this report for CRT, ICD, and IPG devices are based on returned product analysis. This approach is suitable because a significant number of explanted generators are returned for analysis.

Lead performance is monitored differently. In contrast to CRT, ICD, and IPG devices, a very small percentage of leads are returned to the manufacturer due to the difficulty of explanting them. For leads, an active clinical study provides more accurate survival estimates compared to estimates based solely on returned product analysis.

Survival estimates for leads are based on clinical observations recorded via Medtronic CRDM's System Longevity Study. This multicenter clinical study is designed to record clinical observations representative of the total clinical experience. Therefore, the lead survival estimates include both lead hardware failure and lead-related medical complications, and do not differentiate a lead hardware failure from other clinical events such as exit block, perforation, dislodgement, or concurrent pulse generator failure.

The actuarial life table method is applied to the data collected for CRT, ICD, and IPG devices and leads to provide the survival estimates included in this report. A general introduction to understanding this method of survival analysis is given later in this introduction.

ICD Charge Times

Since May 2000, Medtronic has provided important information on charge time performance of ICDs. The information provided in this report shows how ICD charge time can vary during the time a device is implanted. The information is presented in graphical format showing charge time as a function of implant time. The data for charge times are collected from devices enrolled in the System Longevity Study.

Advisory Summaries

This Product Performance Report includes summaries of all advisories applicable to the performance of the products included in the report. An advisory is added to the report when any product affected by the advisory remains in service and at risk of experiencing the behavior described in the advisory. The advisory will remain in the report until Medtronic estimates no product affected by the advisory remains active, or the risk of experiencing the behavior described in the advisory has passed.

For most advisories, the products subject to the advisory retain essentially the same survival probability as the products of the same model(s) not affected by the advisory. For those advisories where the survival probabilities of the affected and non-affected populations do differ significantly, Medtronic will provide separate survival data for each population. The separate survival data will remain in the report until Medtronic estimates no affected product remains in active service.

Performance Notes

This report concludes with a number of Performance Notes developed by Medtronic to provide additional product performance information relevant to follow-up practice and patient management.

continued

Medtronic urges all physicians to return explanted products and to notify Medtronic when a product is no longer in use, regardless of reason for explant or removal from use.

How You Can Help

Medtronic urges all physicians to return explanted products and to notify Medtronic when a product is no longer in use, regardless of the reason for explant or removal from use. The procedures for returning products vary by geographic location.

Mailer kits with prepaid US postage are available for use within the United States to send CRTs, ICDs, IPGs, and leads to Medtronic's CRDM Returned Product Analysis Lab. These mailers are sized to accommodate the devices and leads from a single patient or clinical event and are designed to meet US postal regulations for mailing biohazard materials.

If the product being returned is located outside the United States, please contact your local Medtronic representative for instructions.

Medtronic also requests the return of explanted products from non-clinical sources, such as funeral homes, and will assume responsibility for storage and disposal of the product once received.

Mailer kits can be obtained by contacting the Returned Product Lab. For information on how to contact the Lab, refer to the Contact Information page of this report.

We continually strive to improve this CRDM Product Performance Report. In keeping with this philosophy, we ask for your suggestions on the content and format of this report, as well as any information you have regarding the performance of Medtronic products. For information on how to comment on this report, see the Contact Information page of this report.

Overview of Survival Analysis

Medtronic uses the Cutler-Ederer actuarial life table method to estimate the length of time over which devices and leads will perform within performance limits established by Medtronic. This probability to perform within performance limits over time is called the *survival probability*.

Devices and leads are followed until an *event* occurs where the device or lead ceases to operate within performance limits. The length of time from implant to the event is recorded for individual devices and leads in the *population sample*. The population sample for

CRT, ICD, and IPG devices is made up of patients whose devices are registered as implanted in the United States. For leads, the population sample is the patients enrolled in our multicenter, international prospective System Longevity Study.

For IPGs and ICDs, the events can be normal battery depletion or a device malfunction. For leads, the events are complications as defined in the study protocol.

The actuarial life table method allows Medtronic to account for devices and leads removed from service for reasons unrelated to performance. Devices and leads removed for these reasons are said to be *suspended*. Examples include devices and leads:

- still in service at the time the analysis is performed
- removed to upgrade the device or lead
- no longer in service due to the death of the patient for reasons unrelated to the device or leads
- implanted in patients who are lost to follow-up

For each suspension, the device or lead has performed within performance limits for a period of time, after which its performance is unknown.

An Example

The following example describes the survival analysis method used to establish the survival probability estimates for Medtronic CRDM devices and leads. The example is intended to provide an overview of the analysis process. The definitions of malfunctions and complications, and other details specific to calculating device and lead survival estimates, are provided in the articles *Method for Estimating CRT, ICD, and IPG Device Performance* (page 6) and *Method for Estimating Lead Performance* (page 81).

continued

This simple example describes the survival analysis method used to establish the survival probability estimates for Medtronic CRDM devices and leads.

Figure 1

Implant times for devices of 16 patients. Gray bars with a yellow X indicate devices removed from service due to an event. Blue bars indicate suspended devices.

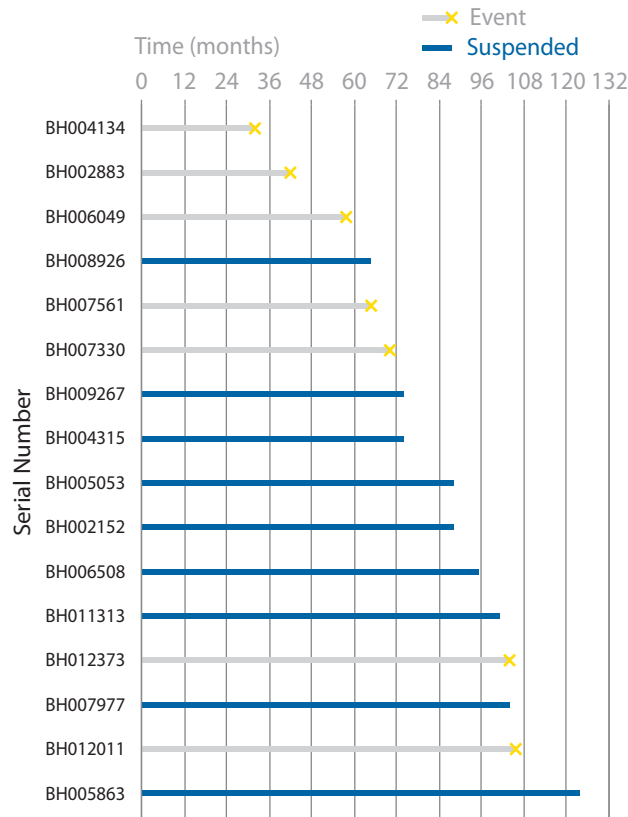


Figure 1 illustrates 16 patients who have implanted devices. The first patient’s device (serial number BH004134) operated within performance limits for 32 months. At that time an event occurred. The fourth patient’s device (serial number BH008926) did not have an event but is suspended, perhaps because it was still in service at the time of the analysis. This patient had 66 months of implant experience. In this example, Figure 1 shows that seven of the 16 devices suffered events, and nine are suspended.

The first step in the life table method is to divide the implant time into intervals of a specific length. This example will use 12-month intervals.

The number of devices entered, suspended, and removed due to an event are counted and summarized, as shown in Table 1. For the first two intervals, all 16 devices survived and none were removed. In the interval (24-36 months), device BH004134 was removed due to an event. Therefore the table entries show that 16 entered the interval, none were suspended, and one was removed due to an event.

For the interval from 36-48 months, only 15 devices entered the interval and one was removed for an event. The remaining intervals are examined and the data entered in columns A, B, and C in like manner. The rest of the columns are filled in using calculations on the data in columns A, B, and C.

The *Effective Sample Size (D)* is the number of devices with full opportunity to experience a qualifying event in the interval. This is computed by subtracting one half the number suspended in the interval from the number that entered the interval. This calculation more accurately reflects the number of devices that could have experienced a qualifying event than simply using the number that entered the interval. Using the number of devices that enter an interval overestimates the sample size because the suspended devices do not complete the interval. Ignoring the suspended devices underestimates the sample size because suspended devices are not credited with their full service time. Using one half the number of suspended devices effectively splits the difference.

The next column in the table is the *Proportion with Event (E)*. This is the proportion of devices that had an event in the interval. It is calculated by dividing the *Number of Events (C)* by the *Effective Sample Size (D)*. The number can be interpreted as the estimated rate at which events occur in the time interval.

The *Interval Survival Probability (F)* is the estimate of probability of surviving to the end of the interval assuming the device was working at the beginning of the interval. It is calculated as 1 minus the *Proportion with Event (E)*. This number can be interpreted as the estimated rate at which events **do not** occur in the time interval.

continued

The **Cumulative Survival Probabilities (G)** from the last column of the life table can be plotted versus time intervals in the first column to give a survival curve. Figure 2 shows the survival curve for the data shown in Table 1.

Table 1 Life Table for Figure 1

	A	B	C	D	E	F	G
Interval in Months	Number Entered	Number Suspended	Number of Events	Effective Sample Size	Proportion with Event	Interval Survival Probability	Cumulative Survival Probability
0	16	0	0	16	0.000	1.000	1.000
0-12	16	0	0	16	0.000	1.000	1.000
12-24	16	0	0	16	0.000	1.000	1.000
24-36	16	0	1	16	0.063	0.938	0.938
36-48	15	0	1	15	0.067	0.933	0.875
48-60	14	0	1	14	0.071	0.929	0.813
60-72	13	1	2	12.5	0.160	0.840	0.683
72-84	10	2	0	9	0.000	1.000	0.683
84-96	8	3	0	6.5	0.000	1.000	0.683
96-108	5	2	2	4	0.500	0.500	0.341
108-120	1	0	0	1	0.000	1.000	0.341
120-132	1	1	0	0.5	0.000	1.000	0.341

Definitions:

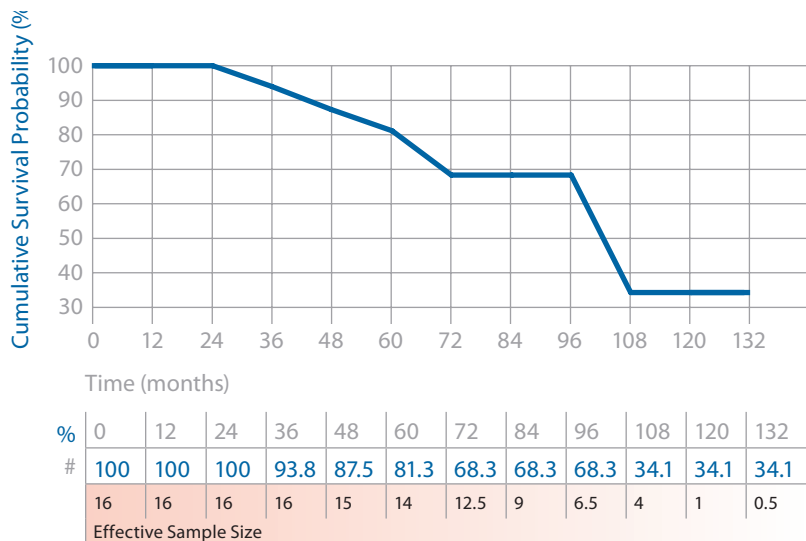
A	B	C	D	E	F	G
Number Entered	Number Suspended	Number of Events	Effective Sample Size	Proportion with Event	Interval Survival Probability	Cumulative Survival Probability
Number of devices active at the start of the interval	Number of devices removed from service for reasons other than an event	Number of units removed from service due to an event	Number of units with full opportunity to experience a qualifying event in the interval. Computed by subtracting one half the Number Suspended from the Number Entered.	Proportion of devices that had an event in the interval. Computed by dividing the Number of Events by the Effective Sample Size.	The probability of surviving to the end of the interval, assuming the device was working at the beginning of the interval. Computed as 1 minus the Proportion With Event.	The overall probability of surviving to the end of the interval. Computed by multiplying the Interval Survival Probability by the previous interval's Cumulative Survival Probability.

Cumulative Survival Probability (G) is the estimate of the unconditional probability of surviving to the end of the interval. It is computed by multiplying the *Interval Survival Probability (F)* by the previous interval's *Cumulative Survival Probability*. The probability of surviving to 132 months in the example is estimated for the table to be 0.341, or 34.1%.

The *Cumulative Survival Probabilities (G)* of the life table can be plotted versus time intervals in the first column to give a survival curve. Figure 2 shows the survival curve for the data in Table 1.

continued

Figure 2 Survival Curve for Data Given in Table 1



Confidence Intervals

Since survival curves are based on a sample of the device and lead population, they are only estimates of survival. The larger the effective sample size, the more confident the estimate. A confidence interval can be calculated to assess the confidence in an estimate. In the Product Performance Report, Medtronic provides a 95% confidence interval. This can be interpreted as meaning that 95% of the time, the true survival of the device will fall somewhere in the interval.

Survival Curves in the Product Performance Report

Since the survival estimate can become very imprecise with small effective sample sizes, Medtronic truncates the survival curve when the effective sample size is less than 100 for CRTs, ICDs, and IPGs, and when the number entered is less than 50 for leads. The survival charts in the Product Performance Report show the effective sample size for each year interval where Medtronic has experience. When the effective sample size reaches 100 for CRTs, ICDs, and IPGs or when the number entered reaches 50 for leads, the next data point is added to the survival curve.

Although the report provides tabular data in one-year intervals, the curves are actually computed and plotted using 1-month intervals (for CRT, ICD, and IPG devices) or 3-month intervals (for leads).

A number of references are available for additional information on survival analysis using the Cutler-Ederer life table method.¹

¹ Lee, Elisa T.(2003) Statistical Methods for Survival Data Analysis – 3rd Edition (Wiley Series in Probability and Statistics).

Method for Estimating CRT, ICD, and IPG Device Performance

Medtronic urges all physicians to return explanted products and to notify Medtronic when a product is no longer in use, regardless of reason for explant or removal from use.

The performance of CRT, ICD, and IPG devices is expressed in terms of device survival estimates, where “survival” refers to the function of the device, not the survival of the patient. These survival estimates are intended to illustrate the probability that a device will survive for a given number of years with neither malfunction nor battery depletion.

The survival estimates are determined from the analysis of Medtronic CRDM’s United States device registration data and US returned product analysis data. These data are presented graphically and numerically.

Because this analysis is based on returned product analysis, the performance data does not reflect any device-related medical complications such as erosion, infection, muscle stimulation, or muscle inhibition.

Categorization of Depleted and Malfunctioning Devices for Survival Analysis

For survival estimation, every device returned to Medtronic CRDM and analyzed in the CRDM Returned Product Analysis laboratory is assigned to one of three categories. The device 1) is functioning normally, 2) has reached normal battery depletion, or 3) has malfunctioned. This categorization is combined with data from our device registry for the total number of implants and the implant durations to create the survival curves presented on the following pages.

Definition of Malfunction

Medtronic CRDM considers a device as having malfunctioned whenever the analysis shows that any parameter was outside the performance limits established by Medtronic while implanted and in service. To be considered a malfunction or battery depletion, the device must have been returned to Medtronic and analyzed.

Devices damaged after explant, damaged due to failure to heed warnings or contraindications in the labeling, or damaged due to interaction with other implanted devices (including leads) are not considered device malfunctions.

A device subject to a safety advisory is not considered to have malfunctioned unless it has been returned to Medtronic CRDM and found, through analysis, to actually have performed outside the performance limits established by Medtronic.

Not all malfunctions expose the patient to a loss of pacing or defibrillation therapy. Some malfunctions included in the following survival estimates may not have been detected at all by the physician or the patient. These malfunctions, however, are included in the survival estimates and provide important feedback to our product development organization.

To provide insight into the nature of malfunctions, each malfunction is categorized as Malfunction with Compromised Therapy Function or Malfunction without Compromised Therapy Function. A summary of these malfunctions is presented for the most recently market-released models.

For this report, Normal Battery Depletion, Malfunction with Compromised Therapy Function, and Malfunction without Compromised Therapy Function are defined as follows:

Normal Battery Depletion – The condition when:

- (a) a device is returned with no associated complaint and the device has reached its elective replacement indicator(s) with implant time that meets or exceeds the nominal (50 percentile) predicted longevity at default (labeled) settings, or
- (b) a device is returned and the device has reached its elective replacement indicator(s) with implant time exceeding 80% of the expected longevity calculated using the available device setting information.

Medtronic CRDM establishes expected longevity by statistically characterizing the power consumed by the device and the power available from the device battery. This characterization is applied to a number of parameter configurations to derive a statistical mean longevity value and standard deviation for each parameter configuration. The statistical mean value minus three standard deviations is used as the expected longevity for determining if a battery depleted normally.

continued

The Standard Actuarial Method is used to estimate IPG and ICD survival. This product performance report has been prepared in accordance with International Standard ISO 5841-2:2000(E).

For reference purposes, the following pages include estimated longevity for each model. The actual longevity achieved for any device while implanted will depend on the actual programmed parameters and patient factors, and may differ significantly from these estimates.

Malfunction with Compromised Therapy Function

The condition when a device is found to have malfunctioned in a manner that compromised pacing or defibrillation therapy (including complete loss or partial degradation), while implanted and in service, as confirmed by returned product analysis.

Examples: Sudden loss of battery voltage; accelerated current drain such that low battery was not detected before loss of therapy; sudden malfunction during defibrillation therapy resulting in aborted delivery of therapy, intermittent malfunction where therapy is compromised while in the malfunction state.

Malfunction without Compromised Therapy Function

The condition when a device is found to have malfunctioned in a manner that *did not* compromise pacing or defibrillation therapy, while implanted and in service, as confirmed by returned product analysis.

Examples: Error affecting diagnostic functions, telemetry function, data storage; malfunction of a component that causes battery to lose power quickly enough to cause premature battery depletion, but slowly enough that the condition is detected through normal follow-up before therapy is lost; mechanical problems with connector header that do not affect therapy.

Expanded Malfunction Detail

The malfunctions are further divided into categories that identify the subject area of the malfunction. The malfunctions are divided into the following subject areas:

Electrical Component – Findings linked to electrical components such as integrated circuits, resistors, capacitors, diodes, etc.

Electrical Interconnect – Findings linked to the connections between electrical components such as wires, solder joints, wire bonds, etc.

Battery – Findings linked to the battery and its components

Software/Firmware – Findings linked to software or firmware function

Possible Early Battery Depletion – Findings where the actual reported implant time is less than 80% of the expected longevity calculated using the available device setting information with no device malfunction observed. There may not be sufficient device setting information to determine conclusively if battery depletion was normal or premature in the absence of a specific root cause finding. However, returned devices meeting the above criteria are conservatively classified as Possible Early Battery Depletion malfunctions.

Other – Findings related to other components such as insulators, grommets, setscrews, and packaging, and findings where analysis is inconclusive

Returned Product Analysis Process

Analysis of returned product is performed according to written procedures. These procedures determine the minimum analysis required. The analysis required varies depending on the type of device, age of the device, the associated information received with the device, actual experience with models of similar design, and other factors. Additional analysis is performed as necessary to investigate a performance concern from a customer, or to collect specific reliability data.

When a device is returned with a performance concern from a customer, the general analysis process includes a preliminary analysis of the device in its as-received condition, followed by an automated functional test using test equipment equivalent to the equipment used in manufacturing.

When a malfunction is identified, failure analysis is performed to provide the detailed information necessary to investigate possible causes and actions. Medtronic CRDM maintains in-house expertise and performs its failure analysis using facilities it owns and supports. This capability permits detailed failure analysis.

continued

Medtronic CRDM adjusts all-cause survival estimates to account for underreporting. While this lowers our all-cause survival estimates, we feel it gives a more accurate perspective on real performance.

Statistical Methods for Survival Analysis

Of the several different statistical methods available for survival analysis, the Standard Actuarial Method, with suspensions assumed distributed evenly within the intervals (Cutler-Ederer Method), is used to determine estimates of IPG and ICD survival. This method is commonly used by medical researchers and clinicians.

Implant times are calculated from the implant date to the earlier of the explant date or the cutoff date of the report. From this data an estimate of the probability of device survival is calculated at each monthly interval.

On the following pages, each graph includes a survival curve where events include malfunctions and normal battery depletions. This survival curve is a good representation of the probability a device will survive a period of time without malfunction and without battery depletion. For example, if a device survival probability is 95% after 5 years of service, then the device has a 5% chance of being removed due to battery depletion or malfunction in the first 5 years following implant.

In addition, a second curve is included to show survival excluding normal battery depletion. This curve is a good representation of the probability for a device to survive without malfunction. This curve includes only malfunctions as events and excludes normal battery depletion.

Since the survival estimate can become very imprecise with small effective sample sizes, Medtronic truncates the survival curve when the effective sample size is less than 100 for CRT, ICD, and IPG devices. The survival charts in the Product Performance Report show the effective sample size for each year interval where we have experience. When the effective sample size reaches 100, the next data point is added to the survival curve.

Although the report provides tabular data in one-year intervals, the curves are actually computed and plotted using one-month intervals.

The data in the tables are rounded to the nearest tenth of one percent. Occasionally, a graph may show 100% survival, but have one or more malfunctions or battery depletions. This occurs because, even with the malfunctions or battery depletions, the data rounds to 100%.

The survival curves are statistical estimates. As performance experience accumulates, the estimation improves. Confidence intervals are provided as a way to indicate the degree of certainty of the estimates.

Greenwood's formula is used to calculate corresponding 95% confidence intervals for the standard errors, and the complementary log-log method is used to produce the confidence bounds.

Sample Size and How the Population and Population Samples Are Defined

The population sample from which the survival estimates are derived is comprised of the devices registered as implanted in the United States as of the report cutoff date. The number of registered implants, as well as an estimate of the number that remain in active service, is listed for each model. To be included in the population, the device must have been registered with Medtronic's registration system and implanted for at least one day.

This sample based on US implants is considered to be representative of the worldwide population, and therefore the survival estimates shown in this report should be representative of the performance worldwide of these models.

A CRT, ICD, or IPG model or model family will be included in this report when it has accumulated at least 10,000 implant months and will remain in the report as long as at least 500 devices remain active.

Methods Used to Adjust for Underreporting of Malfunction and Battery Depletion

The tables on the following pages show the actual number of malfunctions and battery depletions recorded by the analysis lab for US registered devices. Since not all devices are returned to Medtronic CRDM for analysis, these numbers underestimate the true number of malfunctions and battery depletions. To more accurately estimate the all-cause device survival probabilities, the number of malfunctions and battery depletions used to plot each interval of the all-cause survival curves is adjusted (multiplied) by a factor that is based on an estimate of the magnitude of underreporting. The magnitude of underreporting is estimated by analyzing experience in Medtronic's Device And Registrant Tracking (DART) system.

The DART system is an important element of Medtronic's Quality System. The DART system is designed to meet or exceed the US FDA's device tracking requirements set forth by the Safe Medical Devices Act. In the United States, over 98% of Medtronic's CRT, ICD, and IPG implants become registered in the DART system.

continued

Because pacemakers do not cure the patient's underlying health problem, when a pacemaker stops functioning (due to either normal battery replacement or malfunction) it is replaced with a new pacemaker. Therefore, the replacement recorded in the DART system is a good indication that the previous pacemaker experienced either battery depletion or malfunction. The fraction of replaced devices that are subsequently returned can be used to estimate the correction factor for the under reporting of the combination of battery depletion and malfunction.

Note that devices of patients who have expired do not factor into the calculation of the correction. It is possible some proportion of these device experienced battery depletion or malfunction. Since these are not counted into the correction factor based on the return rate of replaced devices, a correction factor based only on the return rate of replaced devices may still underestimate the true rate of battery depletion and malfunction. However, devices that are replaced because the patient is receiving a system upgrade or are removed because the patient no longer needs it (e.g., due to heart transplant) do contribute to the calculation of the correction factor and therefore impart an opposite bias.

Also note that this method of calculating the correction factor cannot distinguish between devices that are removed due to malfunction and those due to normal battery depletion. It might seem intuitive that devices that unexpectedly malfunction should be much more likely to be returned to the manufacturer than a device with ordinary normal battery depletion. But this has not been conclusively demonstrated. Therefore, this method only provides a correction factor reflecting the combination of battery depletion and malfunction.

No adjustment for underreporting is applied to the malfunction-free survival curve because a method for estimating malfunction-only underreporting has not been developed.

Adjustments to Registered Implants to Compensate for Unreported Devices Removed from Service

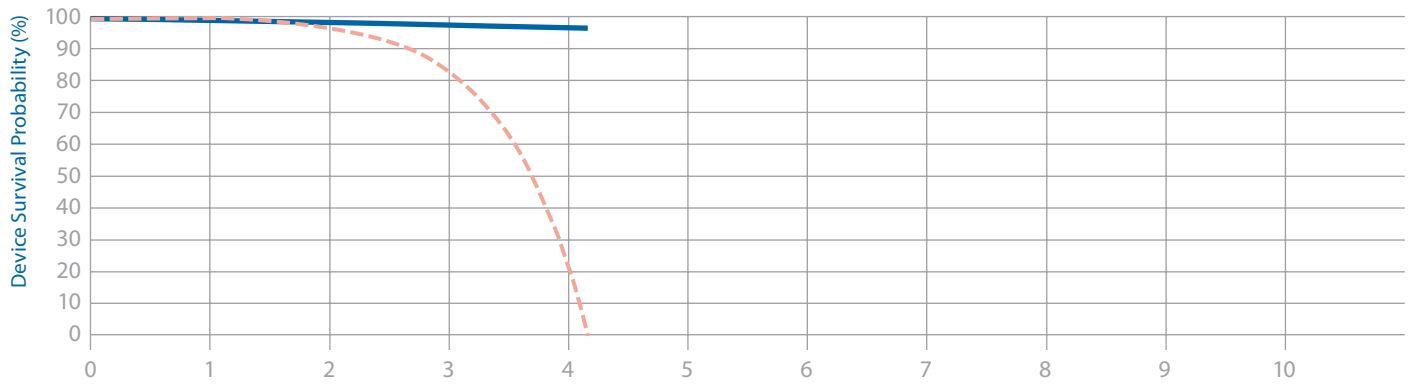
Devices are at times removed from service for reasons other than device malfunction or battery depletion. Examples are devices removed from service due to non-device related patient mortality and devices removed due to changes in the patient's medical condition. Because an accurate estimate of device survival depends on an accurate estimate of the number of devices in service, it is important not to overstate the number of devices in service.

To ensure the number of devices in service is not overstated, Medtronic addresses this underreporting in two ways. Regular updates obtained from the Social Security Administration about deceased persons is used to update Medtronic's DART data about patients who have died but whose deaths had not been reported to Medtronic. In addition, the patient mortality rate derived from our DART system is monitored and compared to published mortality rates for comparable patient populations. If, during calculation of the survival curves, the patient mortality indicated by the data in DART is significantly different from published rates, an adjustment is applied to correct the difference.

7289 InSync II Marquis

Product Characteristics

US Market Release	Aug-03	Malfunctions (US)	304	NBD Code	VVED
Registered US Implants	27,800	Therapy Function Not Compromised	272	Serial Number Prefix	PRJ
Estimated Active US Implants	1,400	Electrical Component	25	Max Delivered Energy	30 J
Normal Battery Depletions (US)	6,572	Software/Firmware	1	Estimated Longevity	See page 22
Advisories: See page 156 – 2005 Potential Premature Battery Depletion Due to Battery Short		Possible Early Battery Depletion	246		
		Therapy Function Compromised	32		
		Battery (9 malfunctions related to advisory)	10		
		Electrical Component	22		

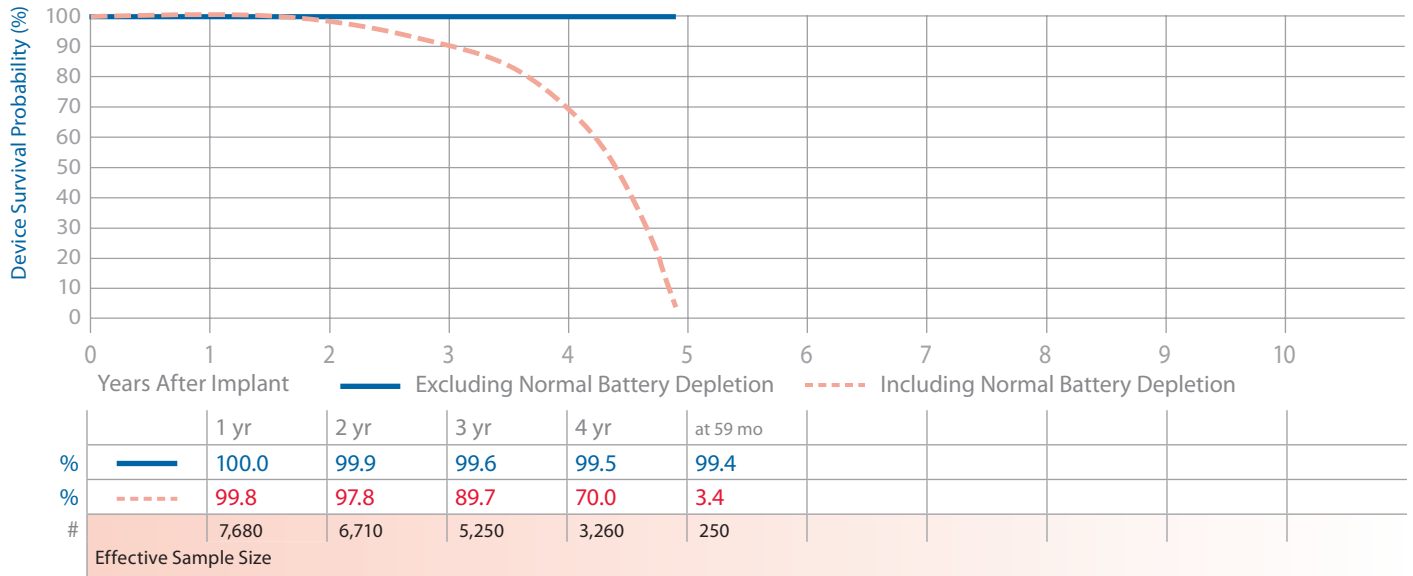


Years After Implant	1 yr	2 yr	3 yr	4 yr	at 50 mo					
% ——— Excluding Normal Battery Depletion	99.9	99.7	98.8	98.0	97.9					
% - - - - - Including Normal Battery Depletion	99.6	96.7	83.0	23.7	0.4					
#	23,800	18,000	12,600	2,350	570					
Effective Sample Size										

7297 InSync Sentry

Product Characteristics

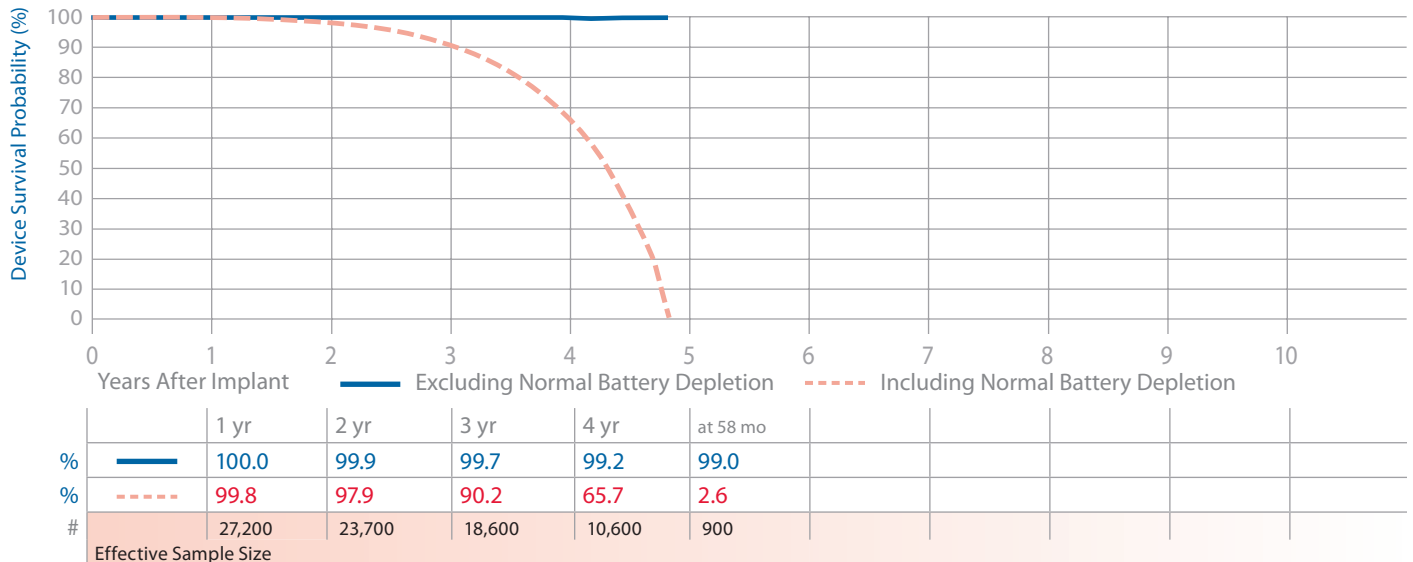
US Market Release	Nov-04	Malfunctions (US)	39	NBD Code	VVED
Registered US Implants	8,800	Therapy Function Not Compromised	37	Serial Number Prefix	PRK
Estimated Active US Implants	590	Battery	1	Max Delivered Energy	35 J
Normal Battery Depletions (US)	2,525	Electrical Component	10	Estimated Longevity	See page 22
Advisories	None	Software/Firmware	1		
		Possible Early Battery Depletion	25		
		Therapy Function Compromised	2		
		Electrical Component	2		



7299 InSync Sentry

Product Characteristics

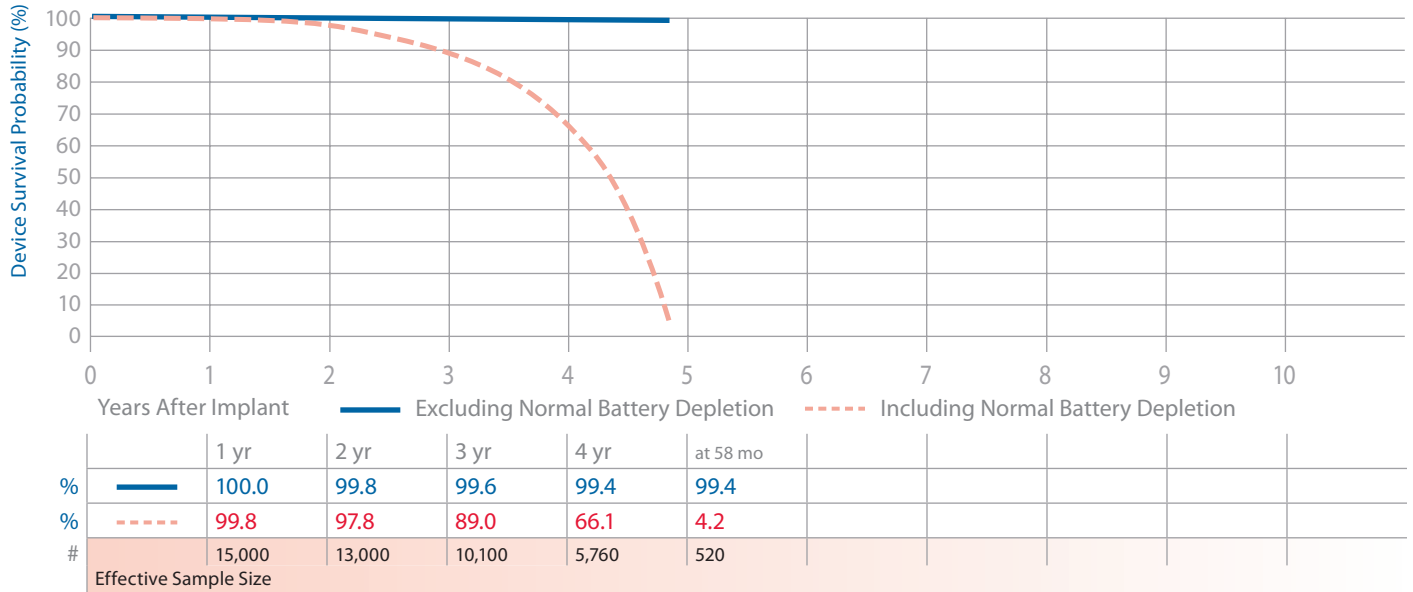
US Market Release	Apr-05	Malfunctions (US)	175	NBD Code	VVED
Registered US Implants	31,100	Therapy Function Not Compromised	165	Serial Number Prefix	PRK
Estimated Active US Implants	3,070	Electrical Component	17	Max Delivered Energy	35 J
Normal Battery Depletions (US)	8,973	Software/Firmware	2	Estimated Longevity	See page 22
Advisories	None	Possible Early Battery Depletion	145		
		Other	1		
		Therapy Function Compromised	10		
		Electrical Component	10		



7303 InSync Maximo

Product Characteristics

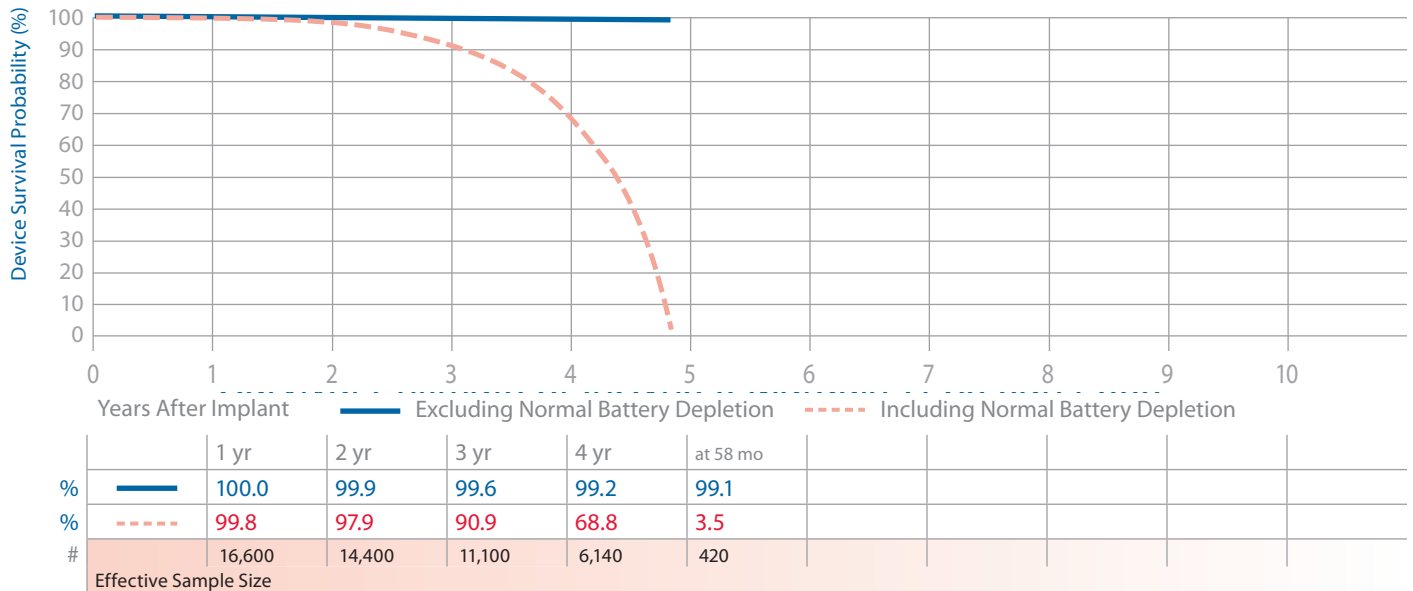
US Market Release	Jun-04	Malfunctions (US)	73	NBD Code	VVED
Registered US Implants	17,300	Therapy Function Not Compromised	66	Serial Number Prefix	PRL
Estimated Active US Implants	1,090	Electrical Component	15	Max Delivered Energy	35 J
Normal Battery Depletions (US)	4,797	Software/Firmware	2	Estimated Longevity	See page 22
Advisories	None	Possible Early Battery Depletion	49		
		Therapy Function Compromised	7		
		Electrical Component	7		



7304 InSync Maximo

Product Characteristics

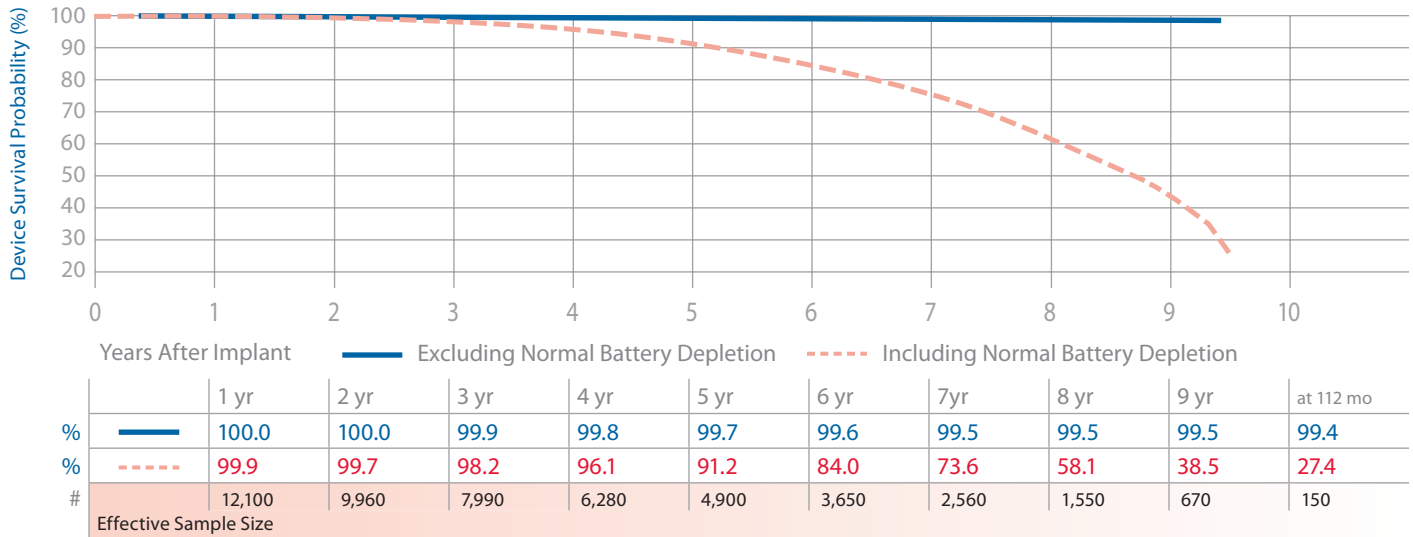
US Market Release	Apr-05	Malfunctions (US)	100	NBD Code	VVED
Registered US Implants	19,000	Therapy Function Not Compromised	96	Serial Number Prefix	PRL
Estimated Active US Implants	2,930	Battery	1	Max Delivered Energy	35 J
Normal Battery Depletions (US)	4,614	Electrical Component	12	Estimated Longevity	See page 22
Advisories	None	Possible Early Battery Depletion	83		
		Therapy Function Compromised	4		
		Electrical Component	4		



8040 InSync

Product Characteristics

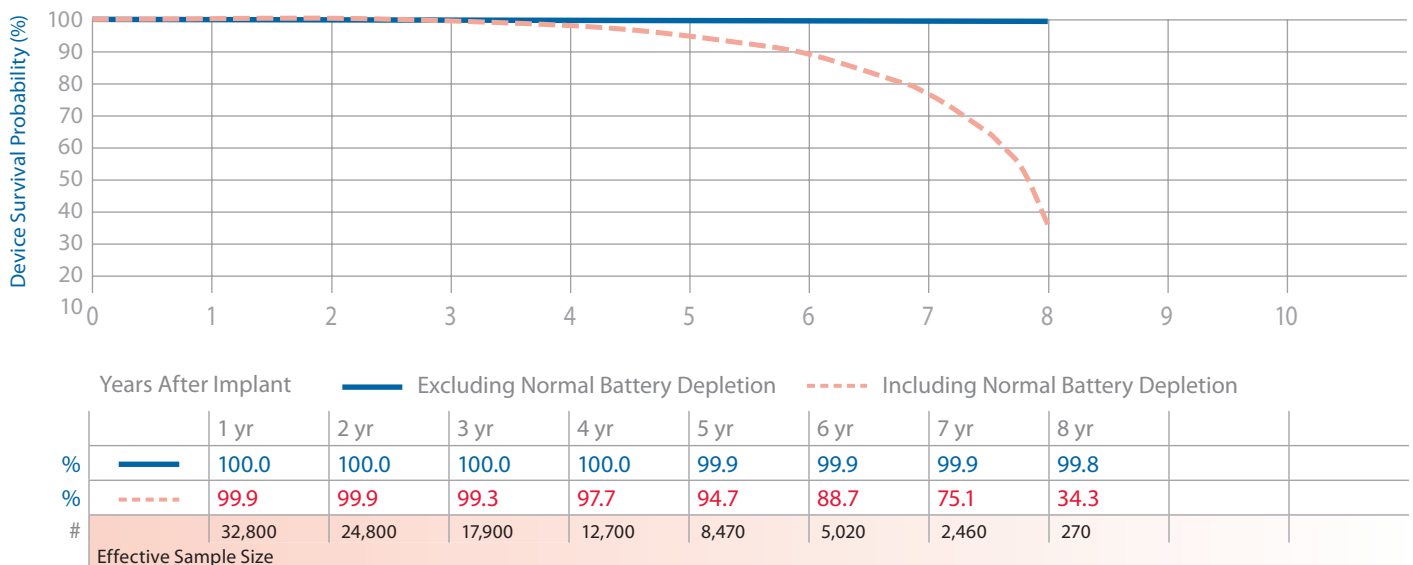
US Market Release	Aug-01	Malfunctions (US)	32	NBG Code	DDDR
Registered US Implants	15,300	Therapy Function Not Compromised	8	Serial Number Prefix	PIN
Estimated Active US Implants	1,690	Electrical Component	4	Estimated Longevity	See page 23
Normal Battery Depletions (US)	1,189	Possible Early Battery Depletion	3		
Advisories	None	Other	1		
		Therapy Function Compromised	24		
		Electrical Interconnect	24		



8042 InSync III

Product Characteristics

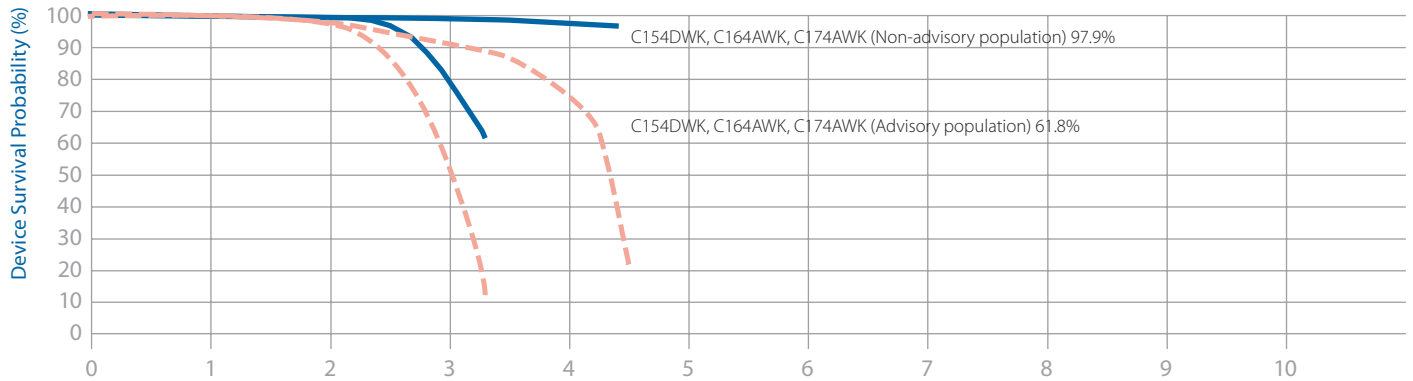
US Market Release	Feb-03	Malfunctions (US)	18	NBG Code	DDDR
Registered US Implants	39,500	Therapy Function Not Compromised	9	Serial Number Prefix	PKF
Estimated Active US Implants	17,000	Electrical Component	5	Estimated Longevity	See page 23
Normal Battery Depletions (US)	1,240	Electrical Interconnect	1		
Advisories	None	Possible Early Battery Depletion	1		
		Other	2		
		Therapy Function Compromised	9		
		Electrical Component	3		
		Electrical Interconnect	6		



C154DWK, C164AWK, C174AWK Concerto

Product Characteristics

	(N)	(A)		(N)	(A)		
US Market Release	May-06	May-06	Malfunctions (US)	657	1,296	NBD Code	DDED
Registered US Implants	81,200	3,500	Therapy Function Not Compromised	624	1,281	Serial Number Prefix	PVU, PVT, PVR
Estimated Active US Implants	41,700	240	Electrical Component	100	1,277	Max Delivered Energy	35 J
Normal Battery Depletions (US)	6,292	245	Electrical Interconnect	2		Estimated Longevity	See page 22
			Software/Firmware	2			
Advisories: See page 150 – 2009 Potential Reduced Device Longevity			Possible Early Battery Depletion	517	4		
			Other	3			
Performance Note: See page 161 – Anomalies in MOSFET Integrated Circuit Technology			Therapy Function Compromised	33	15	(N) = Non-advisory population	
			Electrical Component	31	14	(A) = Advisory population	
			Electrical Interconnect	2	1		



Years After Implant — Excluding Normal Battery Depletion — Including Normal Battery Depletion

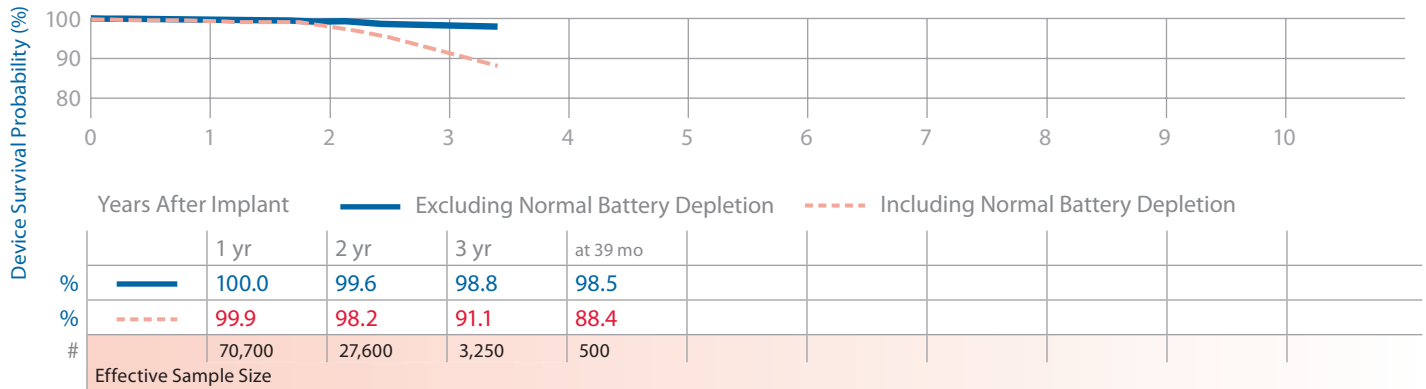
Non-Adv	1 yr	2 yr	3 yr	4 yr	at 56 mo
%	100.0	99.8	99.5	98.7	97.9
%	99.8	98.0	91.9	75.2	23.5
#	71,600	62,500	43,700	15,700	650
Effective Sample Size					

Adv Pop	1 yr	2 yr	3 yr	at 40 mo
%	99.9	99.5	79.2	61.8
%	99.8	97.1	50.5	11.4
#	3,120	2,700	1,350	350
Effective Sample Size				

D224TRK Consulta CRT-D

Product Characteristics

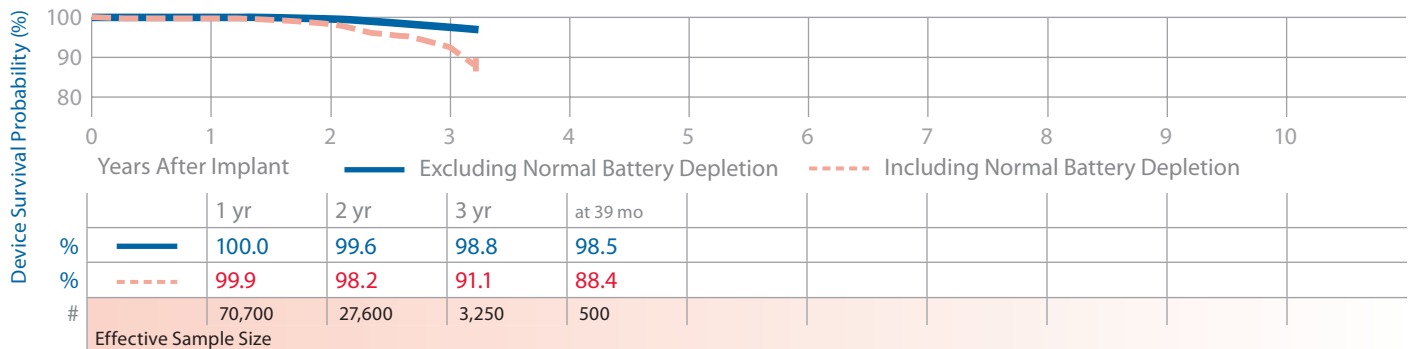
US Market Release	Sep-08	Malfunctions (US)	221	NBD Code	DDED
Registered US Implants	58,200	Therapy Function Not Compromised	215	Serial Number Prefix	PUD
Estimated Active US Implants	48,000	Electrical Component	9	Max Delivered Energy	35 J
Normal Battery Depletions (US)	348	Software/Firmware	1	Estimated Longevity	See page 22
Advisories	None	Possible Early Battery Depletion	204		
		Electrical Interconnect	1		
		Therapy Function Compromised	6		
		Electrical Component	6		



D274TRK, D294TRK Concerto II CRT-D

Product Characteristics

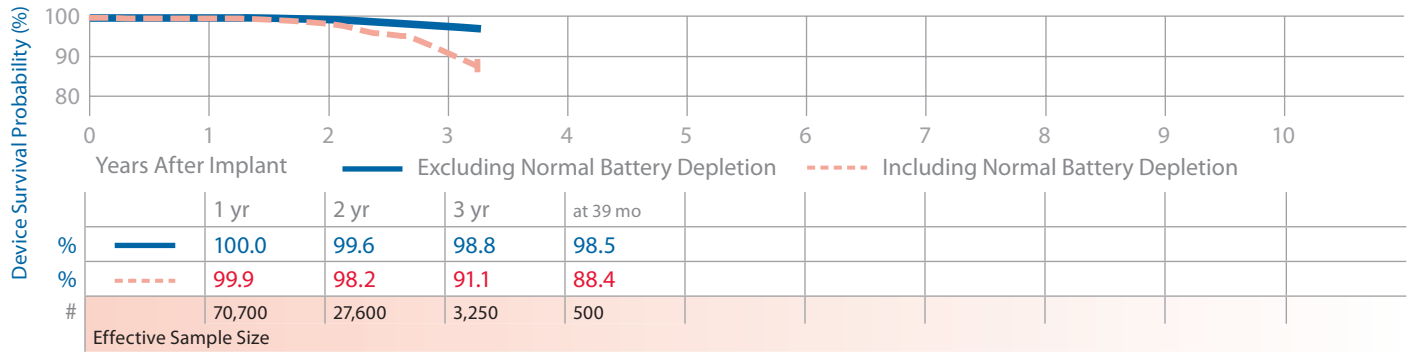
US Market Release	Aug-09	Malfunctions (US)	26	NBD Code	DDED
Registered US Implants	29,400	Therapy Function Not Compromised	25	Serial Number Prefix	PZV
Estimated Active US Implants	25,500	Electrical Component	2	Max Delivered Energy	35 J
Normal Battery Depletions (US)	55	Possible Early Battery Depletion	23	Estimated Longevity	See page 22
Advisories	None	Therapy Function Compromised	1		
		Electrical Component	1		



D284TRK Maximo II CRT-D

Product Characteristics

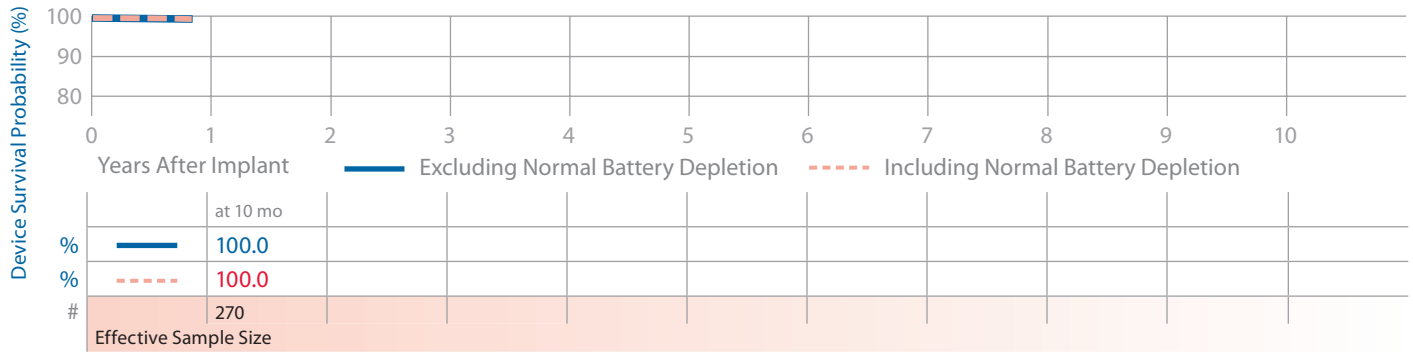
US Market Release	Sep-08	Malfunctions (US)	53	NBD Code	DDED
Registered US Implants	13,000	Therapy Function Not Compromised	52	Serial Number Prefix	PZP
Estimated Active US Implants	10,500	Electrical Component	2	Max Delivered Energy	35 J
Normal Battery Depletions (US)	116	Possible Early Battery Depletion	50	Estimated Longevity	See page 22
Advisories	None	Therapy Function Compromised	1		
		Electrical Component	1		



D314TRG Protecta XT CRT-D

Product Characteristics

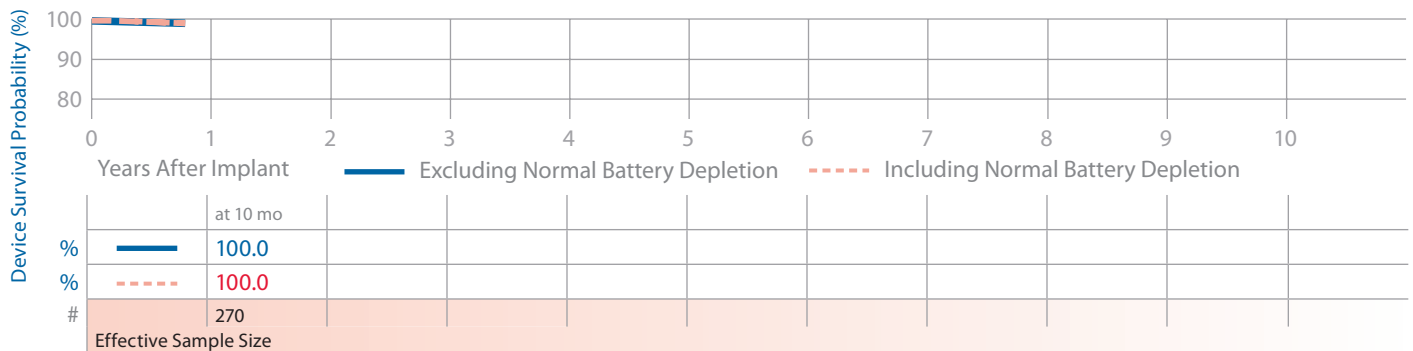
US Market Release	Mar-11	Malfunctions (US)	0	NBD Code	DDED
Registered US Implants	11,400	Therapy Function Not Compromised	0	Serial Number Prefix	PFS
Estimated Active US Implants	11,100	Possible Early Battery Depletion	0	Max Delivered Energy	35J
Normal Battery Depletions (US)	0	Therapy Function Compromised	0	Estimated Longevity	See page 22
Advisories	None				



D334TRG Protecta CRT-D

Product Characteristics

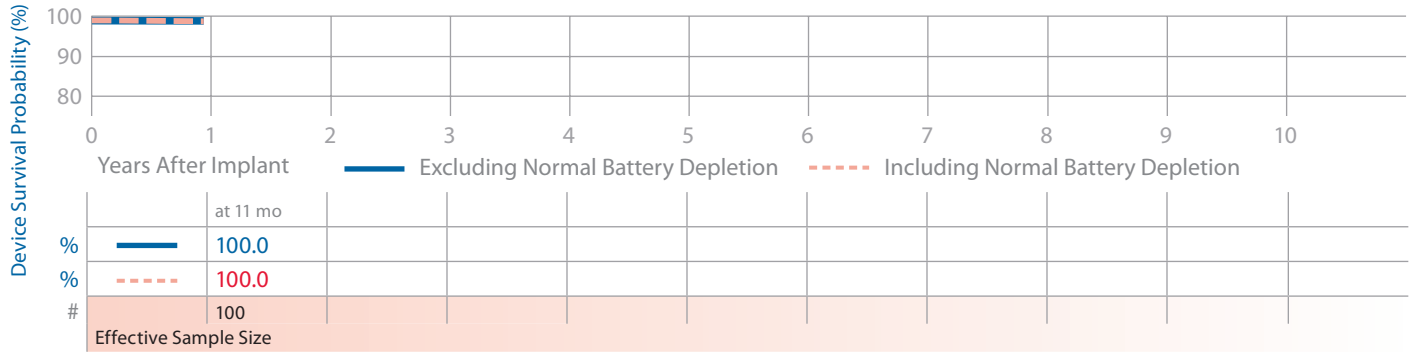
US Market Release	Mar-11	Malfunctions (US)	0	NBD Code	DDED
Registered US Implants	2,300	Therapy Function Not Compromised	0	Serial Number Prefix	PSO
Estimated Active US Implants	2,240	Possible Early Battery Depletion	0	Max Delivered Energy	35J
Normal Battery Depletions (US)	0	Therapy Function Compromised	0	Estimated Longevity	See page 22
Advisories	None				



C2TR01 Syncra CRT-P

Product Characteristics

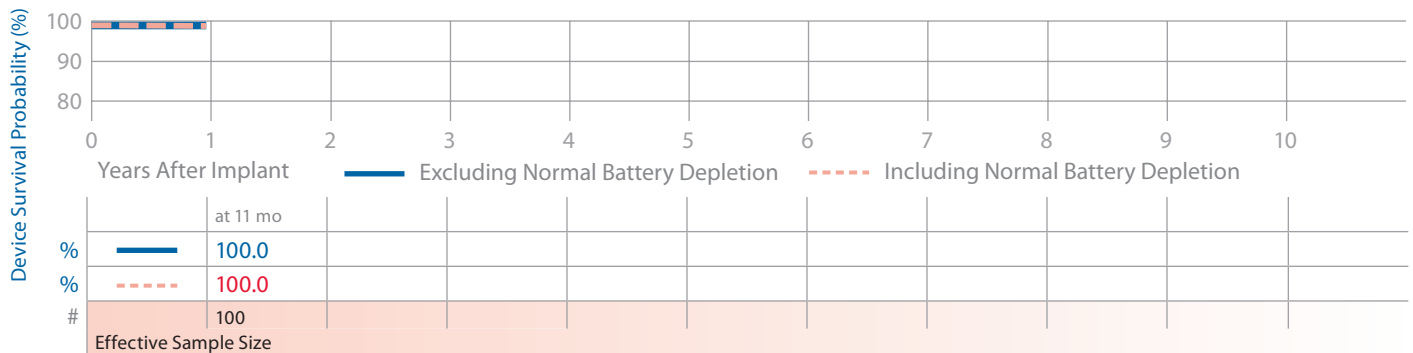
US Market Release	Mar-11	Malfunctions (US)	0	NBG Code	OOED
Registered US Implants	2,900	Therapy Function Not Compromised	0	Serial Number Prefix	PZX
Estimated Active US Implants	2,770	Possible Early Battery Depletion	0	Max Delivered Energy	NA
Normal Battery Depletions (US)	0	Therapy Function Compromised	0	Estimated Longevity	See page 23
Advisories	None				



C4TR01 Consulta CRT-P

Product Characteristics

US Market Release	Mar-11	Malfunctions (US)	0	NBG Code	OAED
Registered US Implants	2,400	Therapy Function Not Compromised	0	Serial Number Prefix	PVX
Estimated Active US Implants	2,280	Possible Early Battery Depletion	0	Max Delivered Energy	NA
Normal Battery Depletions (US)	0	Therapy Function Compromised	0	Estimated Longevity	See page 23
Advisories	None				



Device Survival Summary (95% Confidence Interval)

The following table shows CRT device survival estimates with 95% confidence intervals. Estimates are shown both with and without normal battery depletions included.

Model Number	Family	US Market Release	Registered US Implants	Estimated Active US Implants	Normal Battery Depletions (US)	Malfunctions (US)		Device Survival Probability (%)									
						Therapy Function Compromised	Therapy Function Not Compromised	Years After Implant									
								1 yr	2 yr	3 yr	4 yr	5 yr	6 yr	7 yr	8 yr	10 yr	
7289	InSync II Marquis	Aug-03	27,800	1,400	6,572	32 + 272 = 304	Total	99.9 +0.0/-0.0	99.7 +0.1/-0.1	98.8 +0.2/-0.2	98.0 +0.2/-0.3	97.9 +0.2/-0.3 at 50 mo					
						(9) + 0 = 9 (advisory-related subset)	Excluding Normal Battery Depletion	99.6 +0.1/-0.1	96.7 0.2/-0.3	83.0 +0.6/-0.6	23.7 +0.9/-0.9	0.4 +0.2/-0.2 at 50 mo					
7297	InSync Sentry	Nov-04	8,800	588	2,525	2 + 37 = 39	Total	100.0 +0.0/-0.0	99.9 0.1/-0.1	99.6 0.1/-0.2	99.5 0.1/-0.2	99.4 0.2/-0.3 at 59 mo					
							Excluding Normal Battery Depletion	99.8 0.1/-0.1	97.8 0.3/-0.4	89.7 +0.7/-0.8	70.0 +1.2/-1.3	3.4 +0.9/-0.8 at 59 mo					
7299	InSync Sentry	Apr-05	31,100	3,070	8,973	10 + 165 = 175	Total	100.0 +0.0/-0.0	99.9 +0.0/-0.1	99.7 +0.1/-0.1	99.2 +0.1/-0.1	99.0 +0.1/-0.2 at 58 mo					
							Excluding Normal Battery Depletion	99.8 +0.0/-0.1	97.9 +0.2/-0.2	90.2 +0.4/-0.4	65.7 +0.7/-0.7	2.6 +0.4/-0.3 at 58 mo					
7303	InSync Maximo	Jun-04	17,300	1,090	4,797	7 + 66 = 73	Total	100.0 +0.0/-0.0	99.8 +0.1/-0.1	99.6 +0.1/-0.1	99.4 +0.1/-0.2 at 58 mo						
							Excluding Normal Battery Depletion	99.8 +0.1/-0.1	97.8 +0.2/-0.3	89.0 +0.5/-0.6	66.1 +0.9/-0.9	4.2 +0.7/-0.6 at 58 mo					
7304	InSync Maximo	Apr-05	19,000	2,930	4,614	4 + 96 = 100	Total	100.0 +0.0/-0.0	99.9 +0.0/-0.1	99.6 +0.1/-0.1	99.2 +0.2/-0.2	99.1 +0.2/-0.2 at 58 mo					
							Excluding Normal Battery Depletion	99.8 +0.1/-0.1	97.9 +0.2/-0.2	90.9 +0.5/-0.5	68.8 +0.9/-0.9	3.5 +0.7/-0.6 at 58 mo					

Device Survival Summary continued

Model Number	Family	US Market Release	Registered US Implants	Estimated Active US Implants	Normal Battery Depletions (US)	Malfunctions (US)		Device Survival Probability (%)									
						Therapy Function Compromised	Therapy Function Not Compromised	Years After Implant									
						24	8	32	1 yr	2 yr	3 yr	4 yr	5 yr	6 yr	7 yr	8 yr	10 yr
8040	InSync	Aug-01	15,300	1,690	1,189	24	8	32	99.9 +0.0/-0.1	100.0 +0.0/-0.0	99.9 +0.0/-0.1	99.8 +0.1/-0.1	99.7 +0.1/-0.2	99.6 +0.1/-0.2	99.5 +0.1/-0.2	99.5 +0.1/-0.2	99.4 +0.2/-0.3 at 112 mo
									99.9 +0.0/-0.1	99.7 +0.1/-0.1	98.2 +0.3/-0.3	96.1 +0.4/-0.5	91.2 +0.7/-0.7	84.0 +0.9/-1.0	73.6 +1.3/-1.3	58.1 +1.6/-1.6	27.4 +2.6/-2.5 at 112 mo
8042	InSync III	Feb-03	39,500	17,000	1,240	9	9	18	100.0 +0.0/-0.0	100.0 +0.0/-0.0	100.0 +0.0/-0.0	100.0 +0.0/-0.0	99.9 +0.0/-0.0	99.9 +0.0/-0.1	99.9 +0.1/-0.2	99.8 +0.1/-0.1	
									100.0 +0.0/-0.0	100.0 +0.0/-0.0	99.3 +0.1/-0.1	97.7 +0.2/-0.2	94.7 +0.4/-0.4	88.7 +0.7/-0.7	75.1 +1.2/-1.2	34.3 +2.8/-2.8	
C154DWK, C164AWK, C174AWK (Non-advisory population)	Concerto	May-06	81,200	41,700	6,292	33	624	657	100.0 +0.0/-0.0	99.8 +0.0/-0.0	99.5 +0.1/-0.1	98.7 +0.1/-0.1	97.9 +0.2/-0.2 at 56 mo				
									99.8 +0.0/-0.0	98.0 +0.1/-0.1	91.9 +0.2/-0.2	75.2 +0.5/-0.5	23.5 +1.9/-1.8 at 56 mo				
C154DWK, C164AWK, C174AWK (Advisory population)	Concerto	May-06	3,500	240	245	15	1,281	1,296	99.9 +0.1/-0.2	99.5 +0.2/-0.4	79.2 +1.6/-1.7	61.8 +2.0/-2.1 at 40 mo					
									99.8 +0.1/-0.3	97.1 +0.6/-0.7	50.5 +2.0/-2.0	11.4 +1.5/-1.4 at 40 mo					

Advisories: See page 150–2009 Potential Reduced Device Longevity
See page 161 – Performance note on Anomalies in MOSFET Integrated Circuit Technology

Device Survival Summary continued

Model Number	Family	US Market Release	Registered US Implants	Estimated Active US Implants	Normal Battery Depletions (US)	Malfunctions (US)		Device Survival Probability (%)												
						Therapy Function Compromised	Therapy Function Not Compromised	Years After Implant												
						6 + 215 =	221	1 yr	2 yr	3 yr	4 yr	5 yr	6 yr	7 yr	8 yr	10 yr				
D224TRK	Consulta CRT-D	Sep-08	58,200	48,000	348	6	215	=	221	100.0 +0.0/-0.0	99.6 +0.1/-0.1	98.8 +0.2/-0.2	98.5 +0.3/-0.3 at 39 mo							
D274TRK, D294TRK	Concerto II CRT-D	Aug-09	29,400	25,500	55	1	25	=	26	100.0 +0.0/-0.1	99.6 +0.1/-0.2	98.8 +0.2/-0.3	98.5 +0.3/-0.3 at 39 mo							
D284TRK	Maximo II CRT-D	Sep-08	13,000	10,500	116	1	52	=	53	100.0 +0.0/-0.2	99.6 +0.1/-0.3	98.8 +0.2/-0.4	98.5 +0.3/-0.3 at 39 mo							
D314TRG	Protecta XT CRT-D	Mar-11	11,400	11,100	0	0	0	=	0	100.0 +0.0/-0.0 at 10 mo										
D334TRG	Protecta CRT-D	Mar-11	2,300	2,240	0	0	0	=	0	100.0 +0.0/-0.0 at 10 mo										
C2TR01	Syncra CRT-P	Mar-11	2,900	2,770	0	0	0	=	0	100.0 +0.0/-0.0 at 11 mo										
C4TR01	Consulta CRT-P	Mar-11	2,400	2,280	0	0	0	=	0	100.0 +0.0/-0.0 at 11 mo										

Reference Chart

The longevity estimates provided are mean values calculated for the parameters given. The actual longevity achieved for any device while implanted will depend on the actual programmed parameters and patient factors, and may differ significantly from these estimates.

Model Number	Family	Connector Style	Volume/ Mass*	Delivered Energy	Estimated Longevity					Elective Replacement (ERI)***		End of Life (EOL) Battery Voltage
					Charging Frequency**	100% Pacing#	50% Pacing#	15% Pacing#	100% Sensing	Battery Voltage	Charge Time	
7289	InSync II Marquis	DR+LV true	38 cc 76 g	30 J	Monthly	3.3	3.6	4.0	4.2	≤ 2.62 V	> 16 second charge time	3 months after ERI
					Quarterly	4.2	4.9	5.5	5.8			
					Semiannual	4.5	5.4	6.1	6.6			
7297	InSync Sentry	DR+LV true	40 cc 78 g	35 J	Monthly	3.3	3.8	4.1	4.3	≤ 2.62 V	> 16 second charge time	3 months after ERI
					Quarterly	4.5	5.3	6.2	6.6			
					Semiannual	5.0	6.0	7.1	7.7			
7299	InSync Sentry	DR+LV true	40 cc 78 g	35 J	Monthly	3.3	3.8	4.1	4.3	≤ 2.62 V	> 16 second charge time	3 months after ERI
					Quarterly	4.5	5.3	6.2	6.6			
					Semiannual	5.0	6.0	7.1	7.7			
7303	InSync Maximo	DR+LV true	40 cc 78 g	35 J	Monthly	3.3	3.8	4.1	4.3	≤ 2.62 V	> 16 second charge time	3 months after ERI
					Quarterly	4.5	5.3	6.2	6.6			
					Semiannual	5.0	6.0	7.1	7.7			
7304	InSync Maximo	DR+LV true	40 cc 78 g	35 J	Monthly	3.3	3.8	4.1	4.3	≤ 2.62 V	> 16 second charge time	3 months after ERI
					Quarterly	4.5	5.3	6.2	6.6			
					Semiannual	5.0	6.0	7.1	7.7			

Model Number	Family	Connector Style	Volume/ Mass*	Delivered Energy	Estimated Longevity					Recommended Replacement (RRT)***		End of Service (EOS)
					Charging Frequency**	100% Pacing#	50% Pacing#	15% Pacing#	100% Sensing	Battery Voltage	Charge Time	
C154DWK, C164AWK, C174AWK	Concerto	DR+LV true	38 cc 68 g	35 J	Monthly	3.8	4.3	4.8	5.0	≤ 2.62 V	—	3 month after RRT or > 16-second charge time
					Quarterly	5.5	6.8	8.0	8.8			
					Semiannual	6.3	8.0	9.8	10.9			
D224TRK	Consulta CRT-D	DR+LV true	38 cc/ 68 g	35 J	Monthly	3.2	3.8	4.4	4.7	≤ 2.63 V	—	3 month after RRT or > 16-second charge time
					Quarterly	4.4	5.5	6.8	7.5			
					Semiannual	4.8	6.2	7.9	9.0			
D274TRK D294TRK	Concerto II	DR+LV true	38 cc/ 68 g	35 J	Monthly	3.2	3.8	4.4	4.7	≤ 2.63 V	—	3 month after RRT or > 16-second charge time
					Quarterly	4.4	5.5	6.8	7.5			
					Semiannual	4.8	6.2	7.9	9.0			
D284TRK	Maximo II CRT-D	DR+LV true	38 cc/ 68 g	35 J	Monthly	3.2	3.8	4.4	4.7	≤ 2.63 V	—	3 month after RRT or > 16-second charge time
					Quarterly	4.4	5.5	6.8	7.5			
					Semiannual	4.8	6.2	7.9	9.0			
D314TRG	Protecta XT CRT-D	CRT-D	38 cc/ 68 g	35 J	Monthly	3.2	3.8	4.4	4.7	≤ 2.63 V	—	3 month after RRT
					Quarterly	4.4	5.5	6.8	7.5			
					Semiannual	4.8	6.2	7.9	9.0			
D334TRG	Protecta CRT-D	CRT-D	38 cc/ 68 g	35 J	Monthly	3.2	3.8	4.4	4.7	≤ 2.63 V	—	3 month after RRT
					Quarterly	4.4	5.5	6.8	7.5			
					Semiannual	4.8	6.2	7.9	9.0			

* Volume and mass differ by connector style.

** A full charge is a full energy therapeutic shock or capacitor reformation.

*** The minimum time between ERI and EOL (or RRT and EOS) is 3 months (100% pacing, two charges per month).

‡ Pacing mode is DDD for CRT models. Parameter settings; lower rate at 60 ppm, sensing rate at 70 bpm, (A, RV, LV) 3.0 V amplitude, 0.4 ms pulse width, and 510-ohm pace load per applicable channel. CRT models with shared biventricular pacing; InSync Marquis 7277 (LV impedance set to 510 ohms), InSync ICD 7272 (RV amplitude set to 4.0 V).

Reference Chart

The longevity estimates provided are mean values calculated for the parameters given. The actual longevity achieved for any device while implanted will depend on the actual programmed parameters and patient factors, and may differ significantly from these estimates.

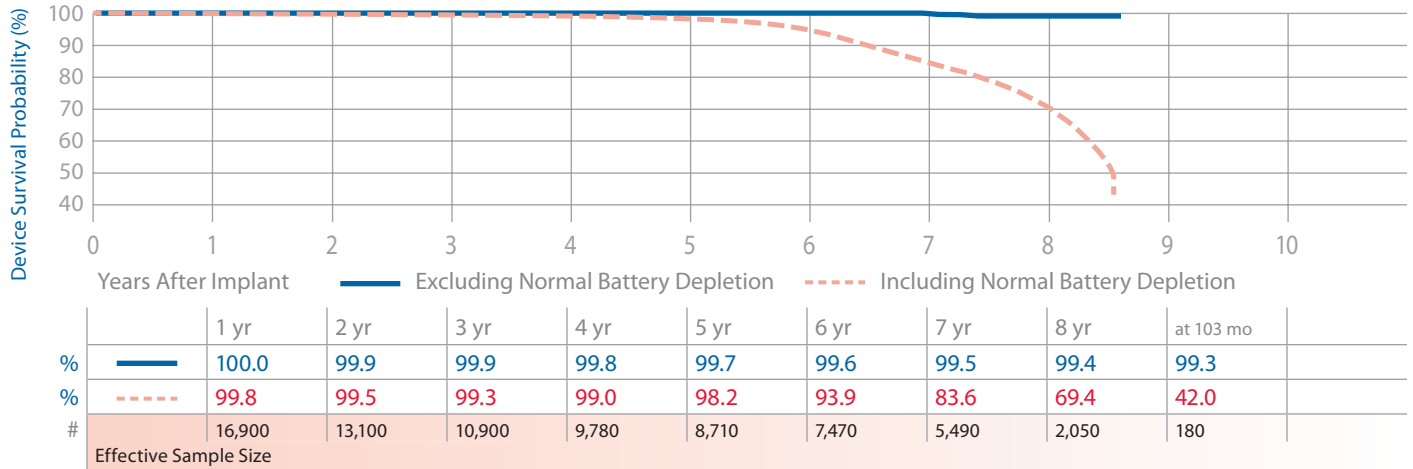
Model Number	Family	Estimated Longevity			Elective Replacement Time Indicators
		Amplitude Setting	500 Lead Ω	1,000 Lead Ω	
8040	InSync	Low 2.5 V (A, RV)	11.9	13.7	*
		Nominal 3.5 V (A, RV)	8.9	11.4	
		High 5.0 V (A, RV)	6.6	9.1	
8042	InSync III	Low 2.5 V (A, RV, LV)	8.3	9.9	*
		Nominal 3.5 V (A, RV, LV)	5.9	7.8	
		High 5.0 V (A, RV, LV)	4.1	6.0	
C2TR01	Syncra CRT-P	Low 2.5 V (A, RV)	8.7	10.7	*
		Normal 3.5 V (A, RV)	6.0	8.2	
		High 5.0 V (A, RV)	3.3	5.1	
C4TR01	Consulta CRT-P	Low 2.5 V (A, RV)	8.7	10.7	*
		Normal 3.5 V (A, RV)	6.0	8.2	
		High 5.0 V (A, RV)	3.3	5.1	

*Telemetry indication. Rate and mode change to 65 ppm and VVI respectively (VOO/65 with magnet).

7230 Marquis VR

Product Characteristics

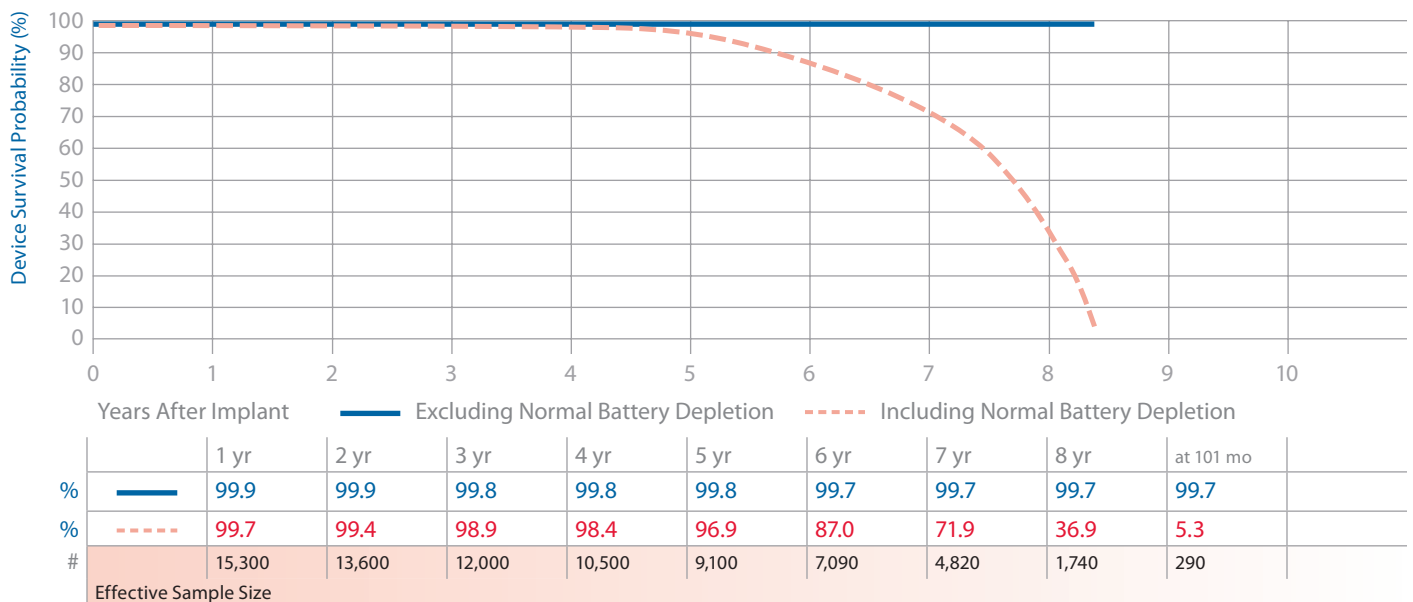
US Market Release	Dec-02	Malfunctions (US)	58	NBD Code	VVEV
Registered US Implants	19,400	Therapy Function Not Compromised	29	Serial Number Prefix	PKD, PLW, PLY
Estimated Active US Implants	5,400	Electrical Component	12	Max Delivered Energy	30 J
Normal Battery Depletions (US)	1,143	Battery (1 malfunction related to advisory)	1	Estimated Longevity	See page 40
Advisories: See page 156 – 2005 Potential Premature Battery Depletion Due to Battery Short		Software/Firmware	1		
		Possible Early Battery Depletion	14		
		Other	1		
		Therapy Function Compromised	29		
		Battery (19 malfunctions related to advisory)	20		
		Electrical Component	9		



7231Cx GEM III VR

Product Characteristics

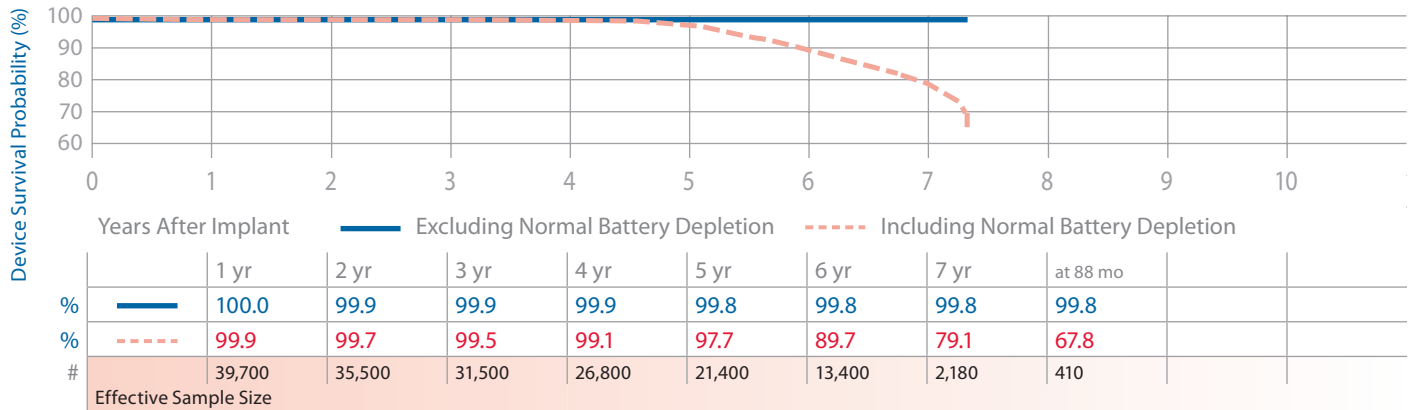
US Market Release	Dec-00	Malfunctions (US)	37	NBD Code	VVEV
Registered US Implants	17,500	Therapy Function Not Compromised	27	Serial Number Prefix	PJL
Estimated Active US Implants	2,400	Battery	1	Max Delivered Energy	30 J
Normal Battery Depletions (US)	3,289	Electrical Component	22	Estimated Longevity	See page 40
Performance Note: See page 166 – Performance note on ICD Battery Discharge Behavior		Possible Early Battery Depletion	4		
		Therapy Function Compromised	10		
		Battery	1		
		Electrical Component	9		



7232 Maximo VR

Product Characteristics

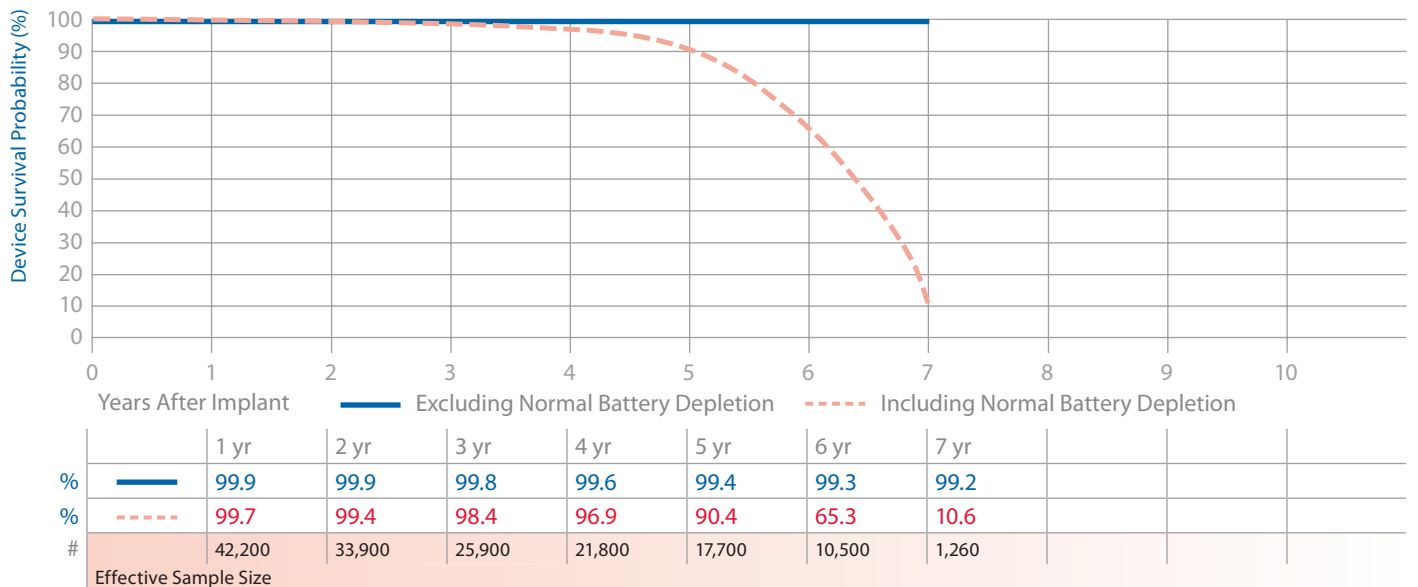
US Market Release	Oct-03	Malfunctions (US)	63	NBD Code	VVEV
Registered US Implants	44,300	Therapy Function Not Compromised	48	Serial Number Prefix	PRN, PVF, PVG
Estimated Active US Implants	21,600	Electrical Component	21	Max Delivered Energy	35 J
Normal Battery Depletions (US)	1,540	Possible Early Battery Depletion	23	Estimated Longevity	See page 40
Advisories: See page 156 – 2005 Potential Premature Battery Depletion Due to Battery Short		Other	4		
		Therapy Function Compromised	15		
		Electrical Component	13		
		Electrical Interconnect	1		
		Possible Early Battery Depletion	1		



7274 Marquis DR

Product Characteristics

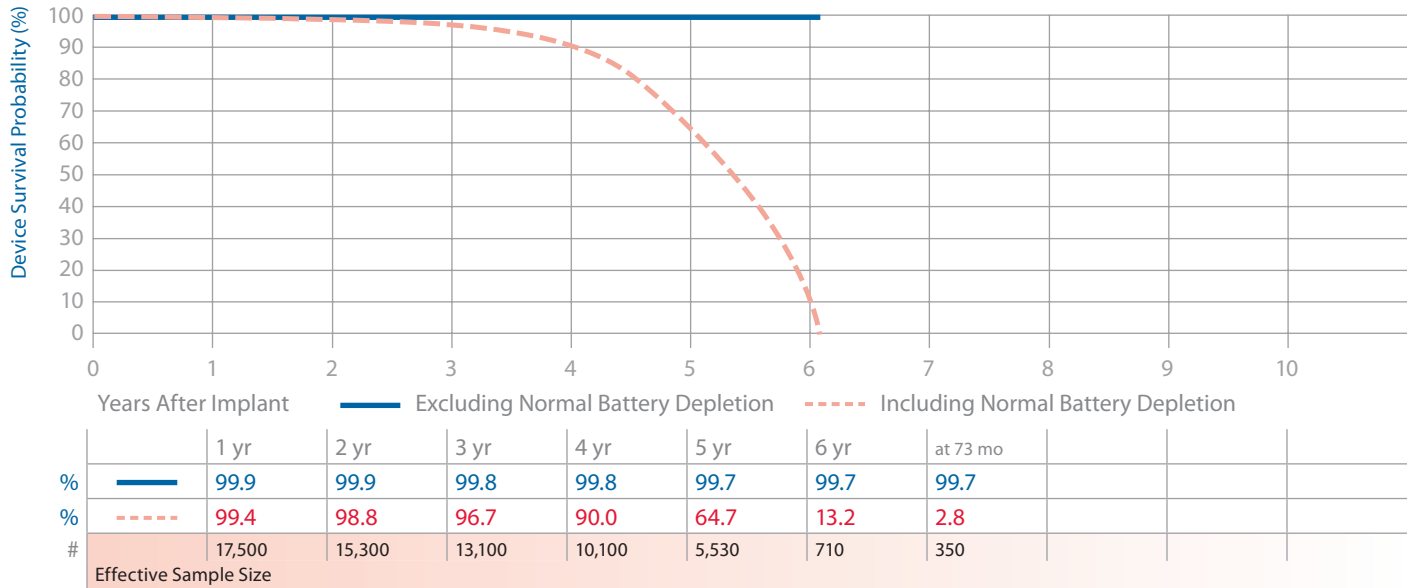
US Market Release	Mar-02	Malfunctions (US)	190	NBD Code	VVED
Registered US Implants	48,300	Therapy Function Not Compromised	83	Serial Number Prefix	PKC
Estimated Active US Implants	3,700	Battery (3 malfunctions related to advisory)	5	Max Delivered Energy	30 J
Normal Battery Depletions (US)	8,272	Electrical Component	27	Estimated Longevity	See page 40
Advisories: See page 156 – 2005 Potential Premature Battery Depletion Due to Battery Short		Possible Early Battery Depletion	51		
		Therapy Function Compromised	107		
		Battery (73 malfunctions related to advisory)	80		
		Electrical Component	27		



7275 GEM III DR

Product Characteristics

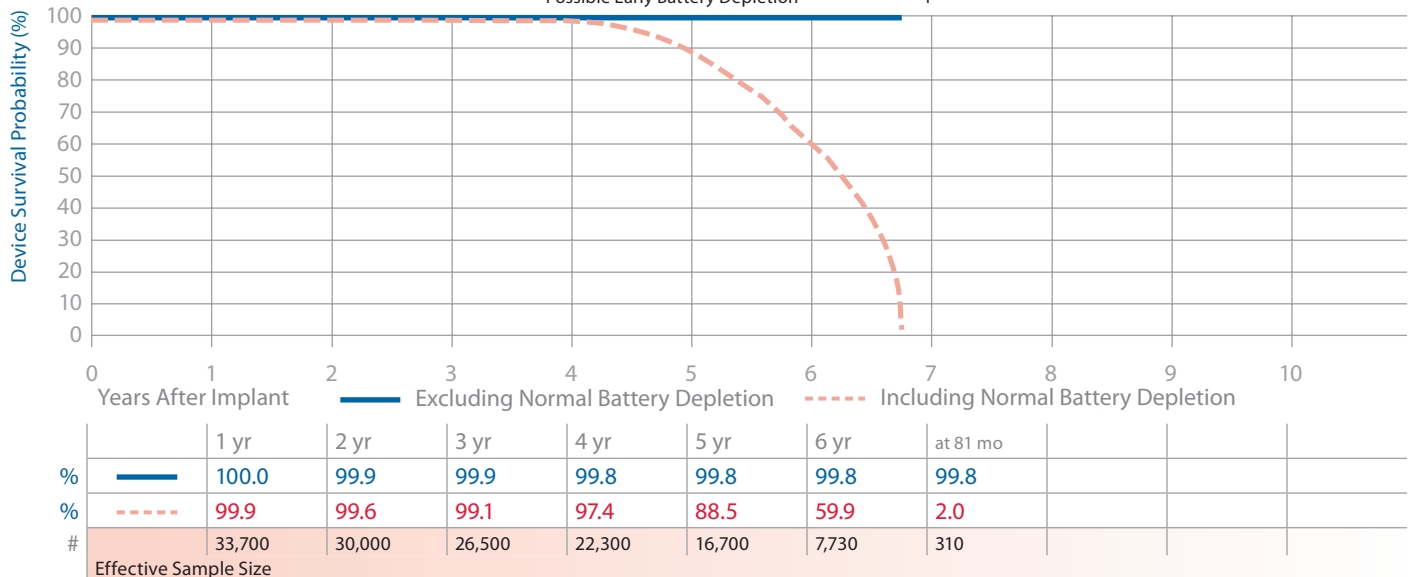
US Market Release	Nov-00	Malfunctions (US)	43	NBD Code	VVED
Registered US Implants	20,200	Therapy Function Not Compromised	32	Serial Number Prefix	PJM
Estimated Active US Implants	1,500	Battery	1	Max Delivered Energy	30 J
Normal Battery Depletions (US)	4,447	Electrical Component	11	Estimated Longevity	See page 40
Performance Note: See page 166 – Performance note on ICD Battery Discharge Behavior		Software/Firmware	1		
		Possible Early Battery Depletion	18		
		Other	1		
		Therapy Function Compromised	11		
		Battery	2		
		Electrical Component	8		
		Electrical Interconnect	1		



7278 Maximo DR

Product Characteristics

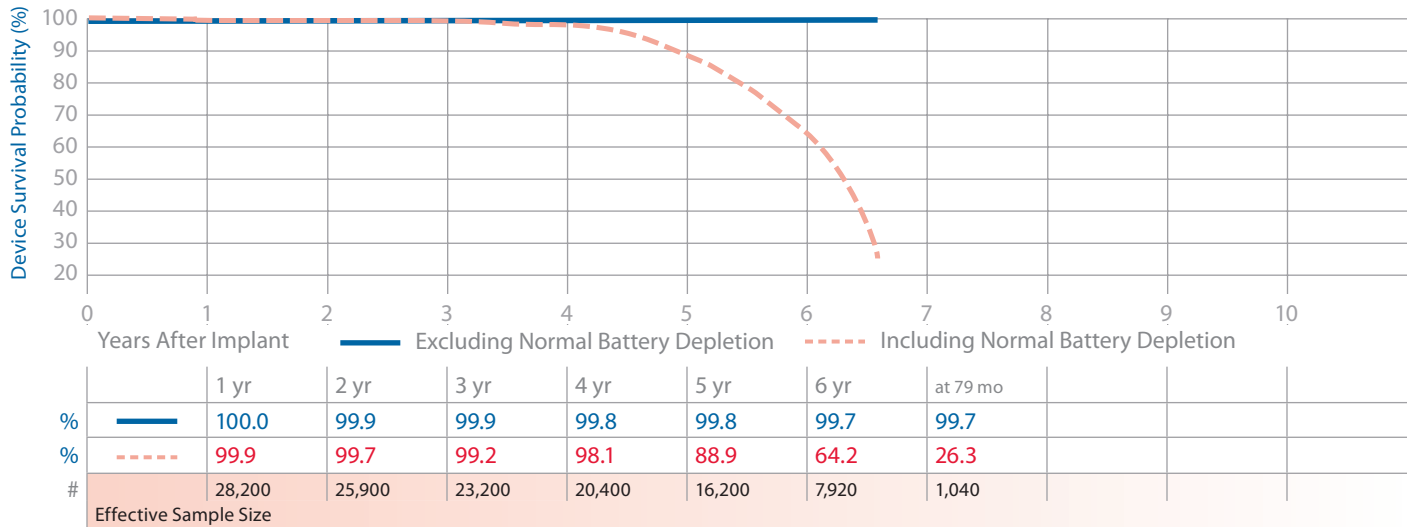
US Market Release	Oct-03	Malfunctions (US)	56	NBD Code	VVED
Registered US Implants	37,600	Therapy Function Not Compromised	47	Serial Number Prefix	PRM
Estimated Active US Implants	11,300	Electrical Component	19	Max Delivered Energy	35 J
Normal Battery Depletions (US)	5,706	Possible Early Battery Depletion	26	Estimated Longevity	See page 40
Advisories: See page 156 – 2005 Potential Premature Battery Depletion Due to Battery Short		Other	2		
		Therapy Function Compromised	9		
		Electrical Component	8		
		Possible Early Battery Depletion	1		



7288 Intrinsic

Product Characteristics

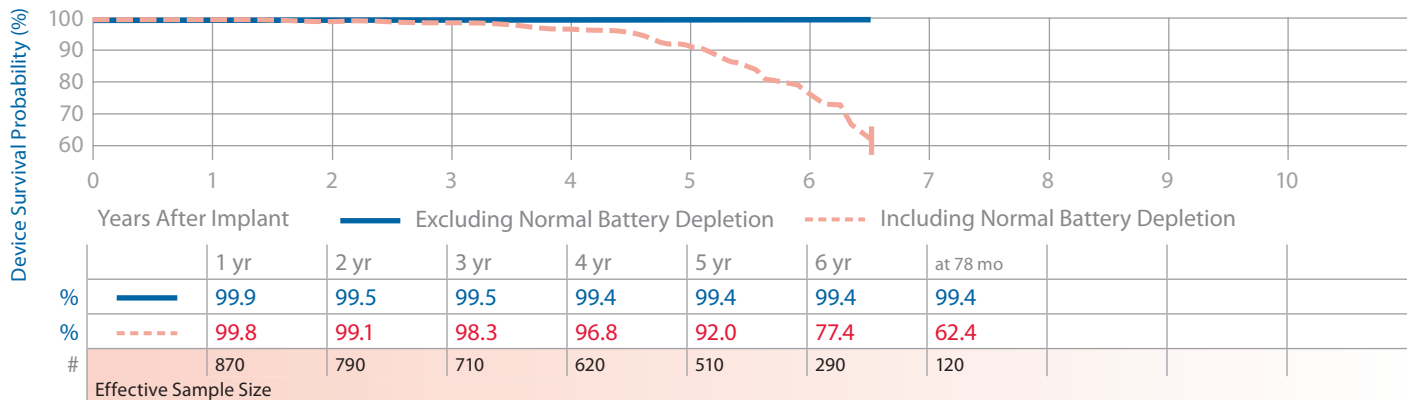
US Market Release	Jun-04	Malfunctions (US)	63	NBD Code	VVED
Registered US Implants	30,600	Therapy Function Not Compromised	56	Serial Number Prefix	PUB
Estimated Active US Implants	10,600	Battery	2	Max Delivered Energy	35 J
Normal Battery Depletions (US)	4,623	Electrical Component	20	Estimated Longevity	See page 40
Advisories	None	Software/Firmware	1		
		Possible Early Battery Depletion	32		
		Other	1		
		Therapy Function Compromised	7		
		Electrical Component	7		



7290Cx Onyx

Product Characteristics

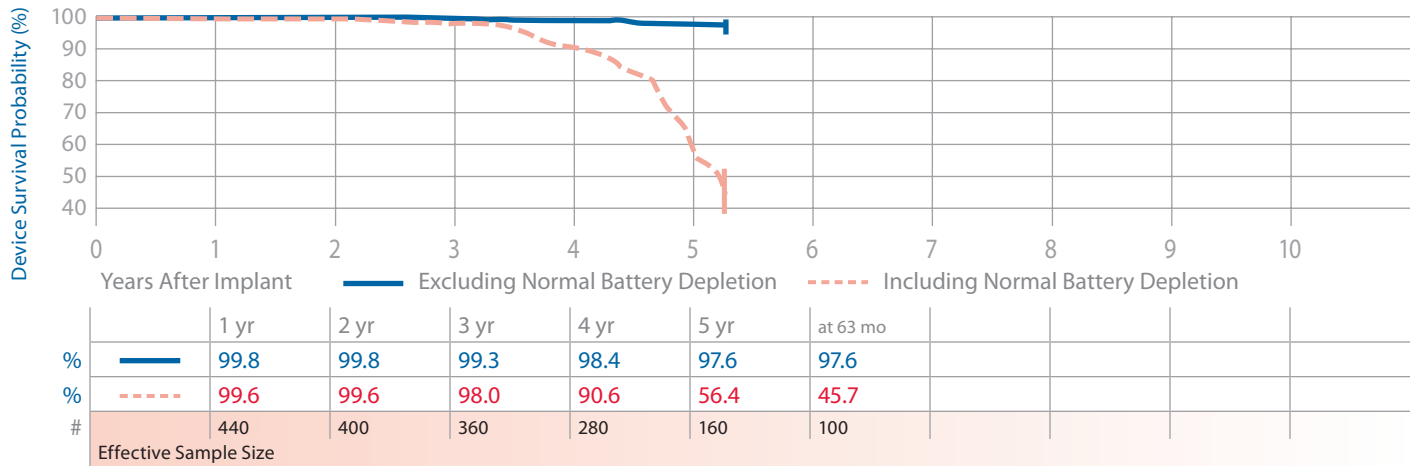
US Market Release	Mar-04	Malfunctions (US)	5	NBD Code	VVEV
Registered US Implants	950	Therapy Function Not Compromised	4	Serial Number Prefix	PRP
Estimated Active US Implants	380	Electrical Component	3	Max Delivered Energy	30 J
Normal Battery Depletions (US)	103	Possible Early Battery Depletion	1	Estimated Longevity	See page 40
Advisories	None	Therapy Function Compromised	1		
		Electrical Component	1		



D153ATG, D153DRG EnTrust

Product Characteristics

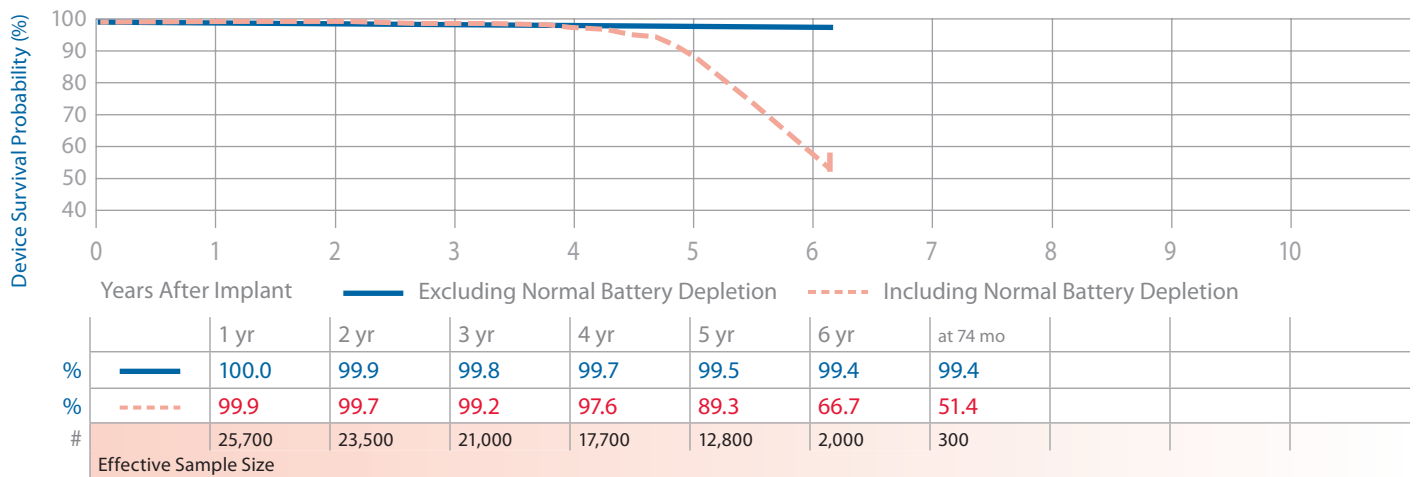
US Market Release	Jun-05	Malfunctions (US)	8	NBD Code	DDED, VVED
Registered US Implants	460	Therapy Function Not Compromised	7	Serial Number Prefix	PNR
Estimated Active US Implants	93	Possible Early Battery Depletion	7	Max Delivered Energy	30 J
Normal Battery Depletions (US)	143	Therapy Function Compromised	1	Estimated Longevity	See page 41
Advisories: See page 147 – 2012 Potential Rapid Battery Depletion		Electrical Component	1		



D154ATG, D154DRG EnTrust

Product Characteristics

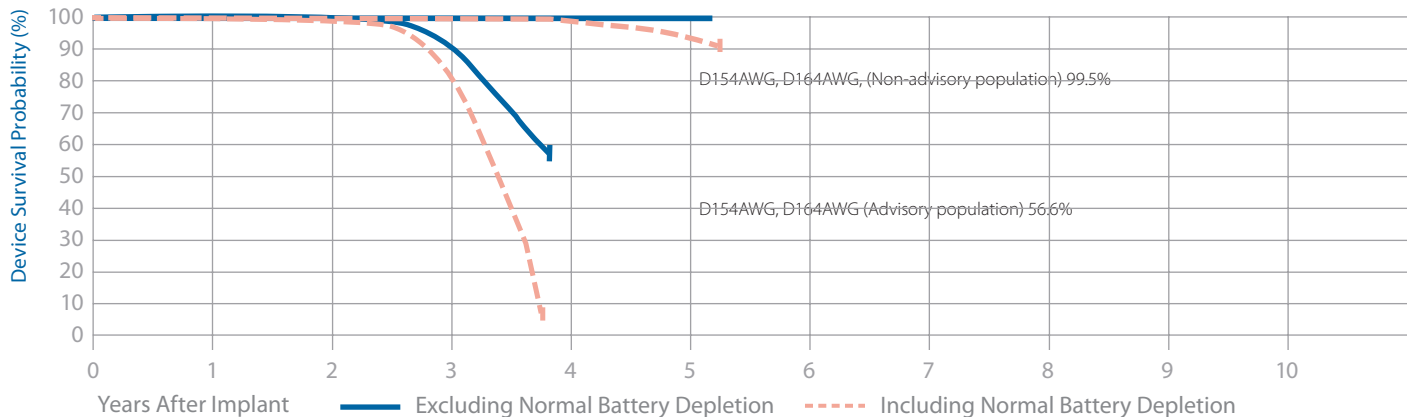
US Market Release	Jun-05	Malfunctions (US)	110	NBD Code	DDED
Registered US Implants	28,100	Therapy Function Not Compromised	97	Serial Number Prefix	PNR
Estimated Active US Implants	13,700	Electrical Component	24	Max Delivered Energy	35 J
Normal Battery Depletions (US)	1,813	Electrical Interconnect	1	Estimated Longevity	See page 41
Advisories: See page 147 – 2012 Potential Rapid Battery Depletion		Software/Firmware	2		
		Possible Early Battery Depletion	70		
		Therapy Function Compromised	13		
		Electrical Component	13		



D154AWG, D164AWG Virtuoso DR

Product Characteristics

	(N)	(A)		(N)	(A)		
US Market Release	May-06		Malfunctions (US)	163	1,861	NBD Code	DDED
Registered US Implants	72,600	4,100	Therapy Function Not Compromised	139	1,850	Serial Number Prefix	PVV, PUL
Estimated Active US Implants	51,400	400	Electrical Component	50	1,849	Max Delivered Energy	35 J
Normal Battery Depletions (US)	502	57	Electrical Interconnect	1	0	Estimated Longevity	See page 41
Advisories: See page 150 – 2009			Possible Early Battery Depletion	86	0		
Potential Reduced Device Longevity			Other	1	1		
Performance Note: See page 161			Therapy Function Compromised	24	11		
– Anomalies in MOSFET Integrated Circuit Technology			Electrical Component	24	11		



	Non-Adv	1 yr	2 yr	3 yr	4 yr	5 yr	at 63 mo
%	—	100.0	99.9	99.9	99.8	99.5	99.5
%	- - -	99.9	99.7	99.3	98.3	93.6	91.0
#		66,600	60,700	47,800	25,000	3,930	530
Effective Sample Size							

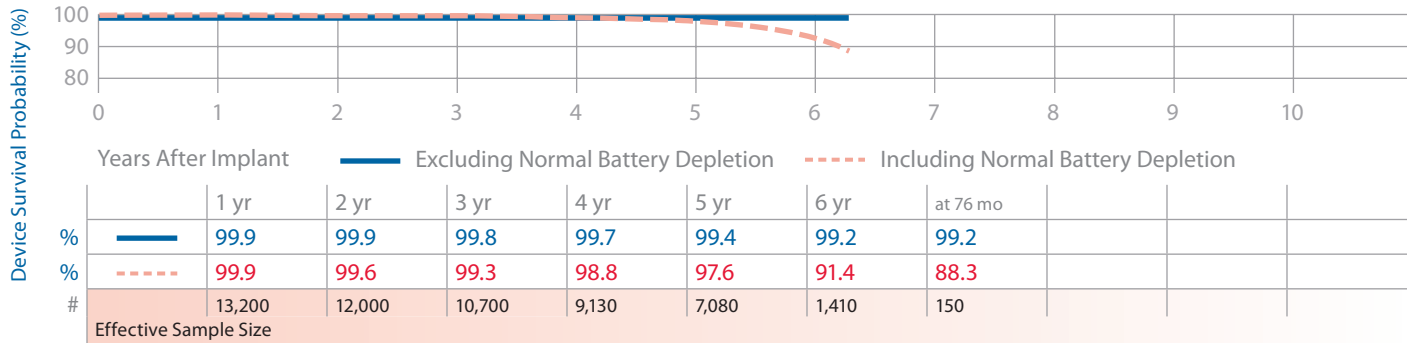
	Advisory	1 yr	2 yr	3 yr	at 46 mo
%	—	100.0	99.9	90.6	56.6
%	- - -	99.9	99.6	80.9	7.3
#		3,790	3,480	2,670	290
Effective Sample Size					



D154VRC EnTrust VR

Product Characteristics

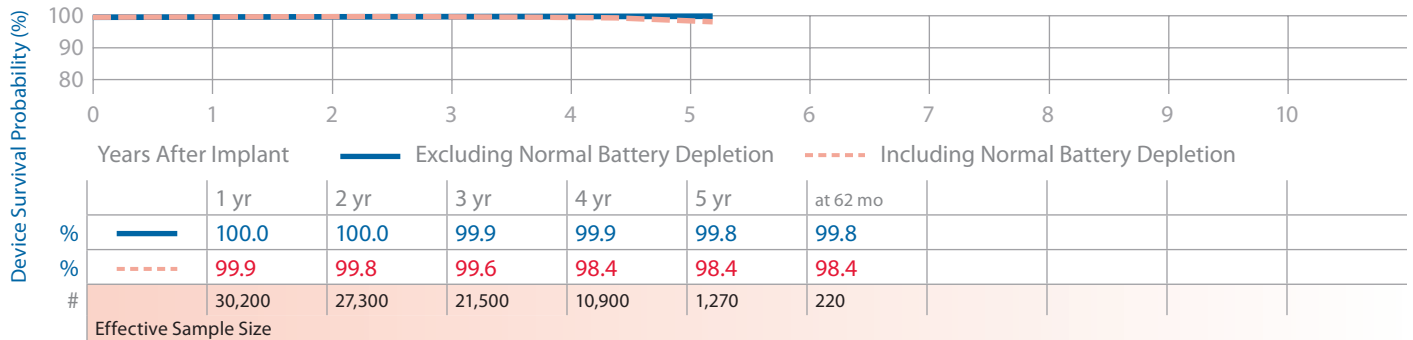
US Market Release	Jun-05	Malfunctions (US)	69	NBD Code	VVEV
Registered US Implants	14,400	Therapy Function Not Compromised	60	Serial Number Prefix	PNT
Estimated Active US Implants	8,100	Battery	2	Max Delivered Energy	35 J
Normal Battery Depletions (US)	171	Electrical Component	28	Estimated Longevity	See page 41
Advisories: See page 147 – 2012 Potential Rapid Battery Depletion		Possible Early Battery Depletion	29		
		Other	1		
		Therapy Function Compromised	9		
		Electrical Component	9		



D154VWC, D164VWC Virtuoso VR

Product Characteristics

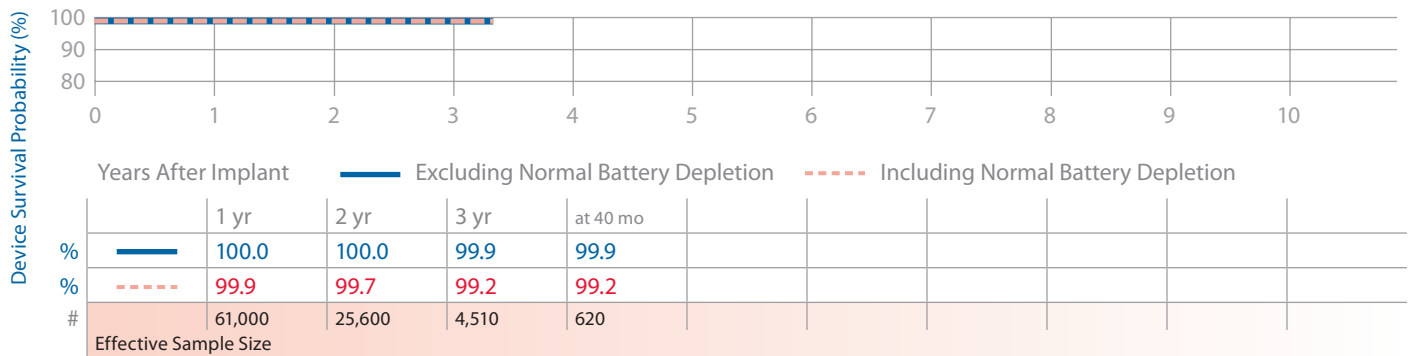
US Market Release	May-06	Malfunctions (US)	41	NBD Code	VVEV
Registered US Implants	33,100	Therapy Function Not Compromised	29	Serial Number Prefix	PUN, PUP
Estimated Active US Implants	23,400	Electrical Component (<i>3 malfunctions related to advisory</i>)	20	Max Delivered Energy	35 J
Normal Battery Depletions (US)	76	Electrical Interconnect	1	Estimated Longevity	See page 41
Advisories: See page 150 – 2009 Potential Reduced Device Longevity		Possible Early Battery Depletion	8		
		Therapy Function Compromised	12		
		Electrical Component	12		
Performance Note: See page 161 – Anomalies in MOSFET Integrated Circuit Technology					



D224DRG Secura DR

Product Characteristics

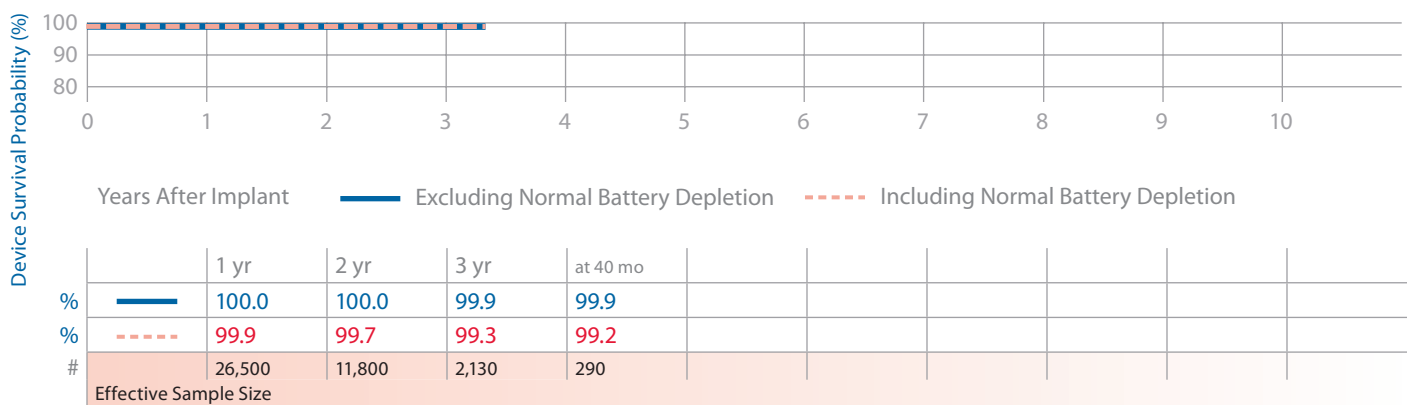
US Market Release	Sep-08	Malfunctions (US)	23	NBD Code	DDED
Registered US Implants	45,300	Therapy Function Not Compromised	17	Serial Number Prefix	PUG
Estimated Active US Implants	40,000	Electrical Component	7	Max Delivered Energy	35 J
Normal Battery Depletions (US)	56	Possible Early Battery Depletion	7	Estimated Longevity	See page 41
Advisories	None	Software/Firmware	3		
		Therapy Function Compromised	6		
		Electrical Component	5		
		Software/Firmware	1		



D224VRC Secura VR

Product Characteristics

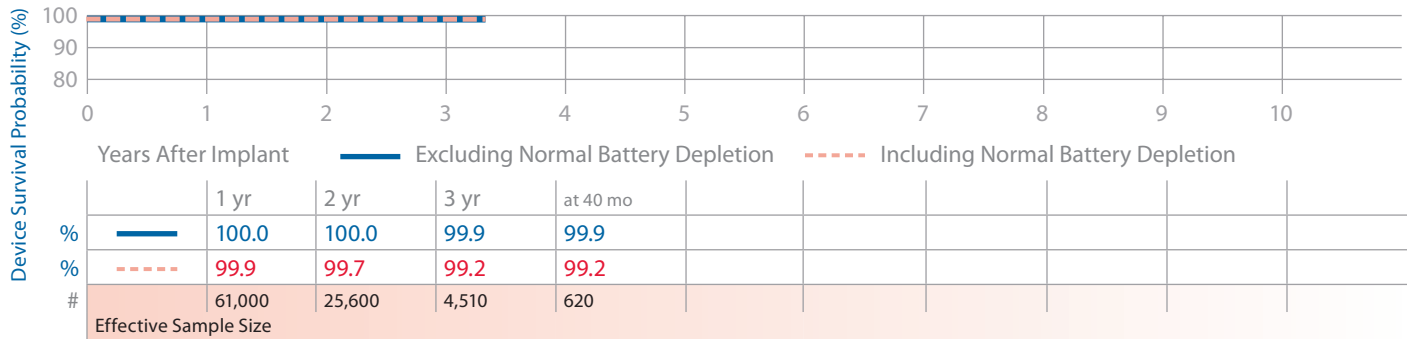
US Market Release	Sep-08	Malfunctions (US)	8	NBD Code	VVEV
Registered US Implants	17,600	Therapy Function Not Compromised	5	Serial Number Prefix	PUX
Estimated Active US Implants	15,500	Electrical Component	1	Max Delivered Energy	35 J
Normal Battery Depletions (US)	18	Possible Early Battery Depletion	3	Estimated Longevity	See page 41
Advisories	None	Software/Firmware	1		
		Therapy Function Compromised	3		
		Electrical Component	2		
		Software/Firmware	1		



D274DRG Virtuoso II DR

Product Characteristics

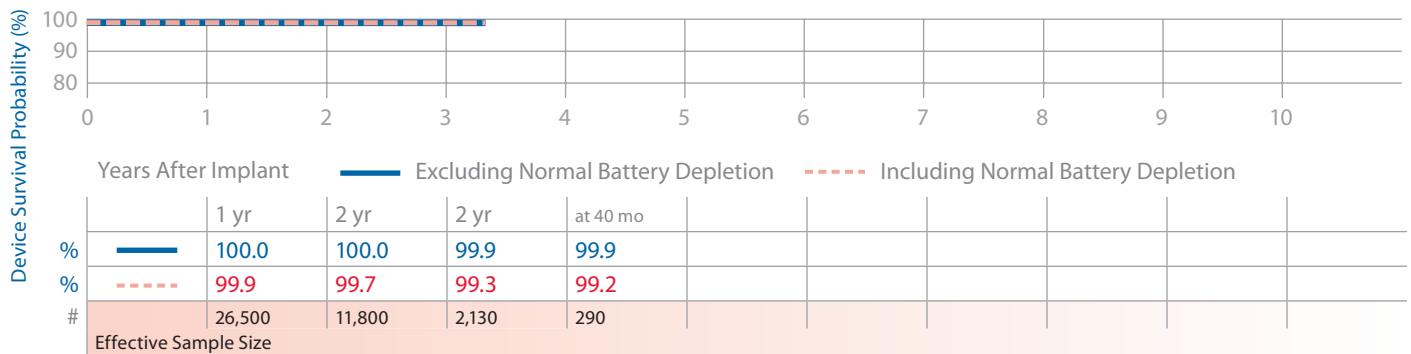
US Market Release	Aug-09	Malfunctions (US)	0	NBD Code	VVED
Registered US Implants	21,600	Therapy Function Not Compromised	0	Serial Number Prefix	PZT
Estimated Active US Implants	19,600	Therapy Function Compromised	0	Max Delivered Energy	35 J
Normal Battery Depletions (US)	6			Estimated Longevity	See page 41
Advisories	None				



D274VRC Virtuoso II VR

Product Characteristics

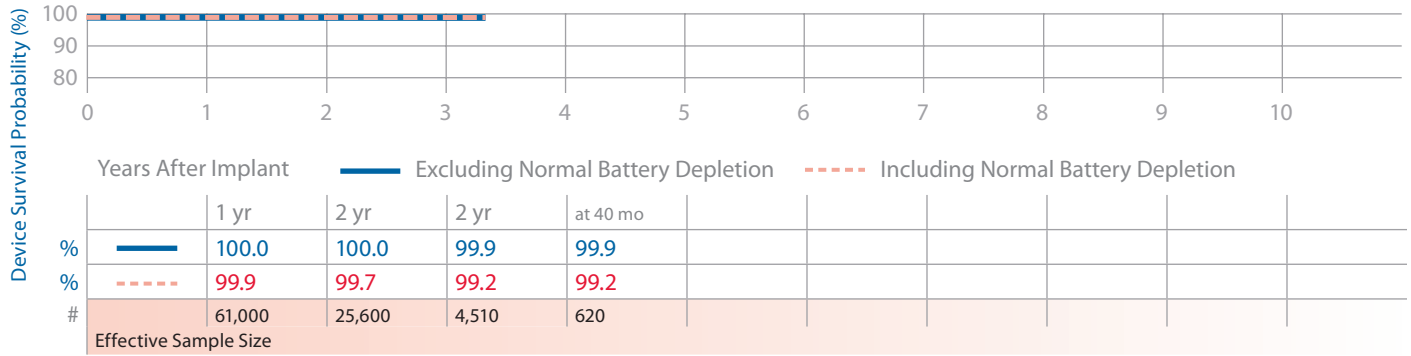
US Market Release	Aug-09	Malfunctions (US)	0	NBD Code	VVEV
Registered US Implants	8,800	Therapy Function Not Compromised	0	Serial Number Prefix	PZR
Estimated Active US Implants	8,000	Therapy Function Compromised	0	Max Delivered Energy	35 J
Normal Battery Depletions (US)	3			Estimated Longevity	See page 41
Advisories	None				



D284DRG Maximo II DR

Product Characteristics

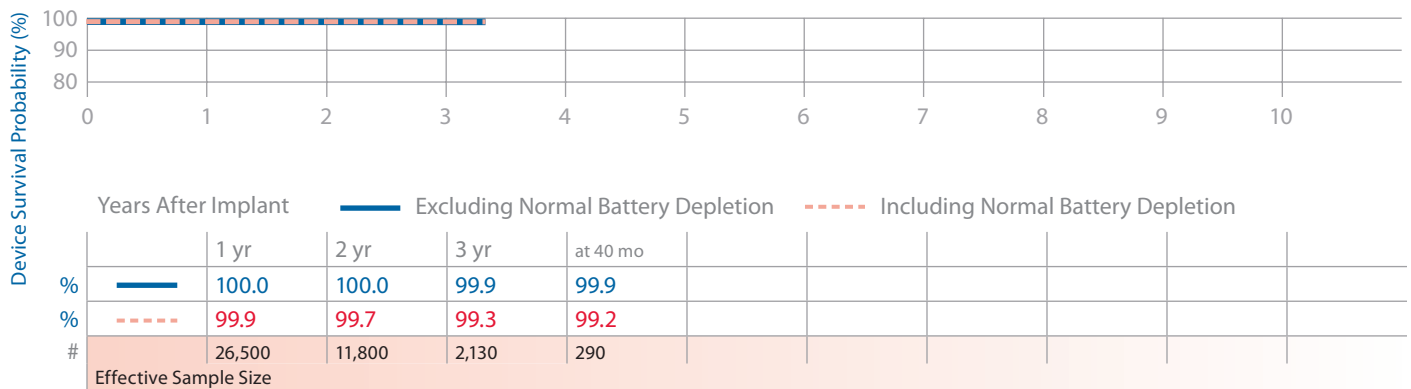
US Market Release	Sep-08	Malfunctions (US)	5	NBD Code	VVED
Registered US Implants	17,200	Therapy Function Not Compromised	2	Serial Number Prefix	PZM
Estimated Active US Implants	15,100	Electrical Component	1	Max Delivered Energy	35 J
Normal Battery Depletions (US)	21	Possible Early Battery Depletion	1	Estimated Longevity	See page 41
Advisories	None	Therapy Function Compromised	3		
		Electrical Component	3		



D284VRC Maximo II VR

Product Characteristics

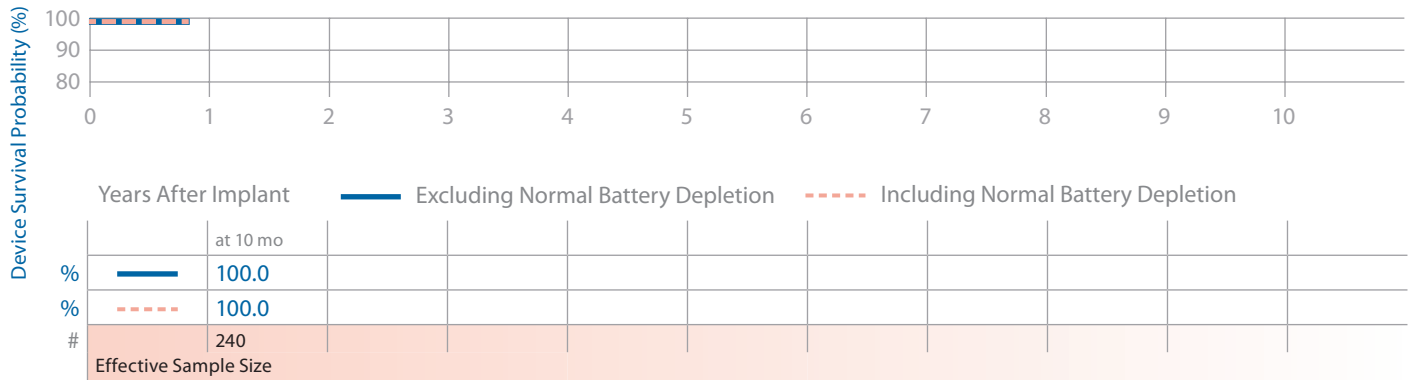
US Market Release	Sep-08	Malfunctions (US)	5	NBD Code	VVEV
Registered US Implants	10,800	Therapy Function Not Compromised	2	Serial Number Prefix	PZN
Estimated Active US Implants	9,500	Possible Early Battery Depletion	1	Max Delivered Energy	35 J
Normal Battery Depletions (US)	14	Software Malfunction	1	Estimated Longevity	See page 41
Advisories	None	Therapy Function Compromised	3		
		Electrical Component	2		
		Software/Firmware	1		



D314DRG Protecta XT DR

Product Characteristics

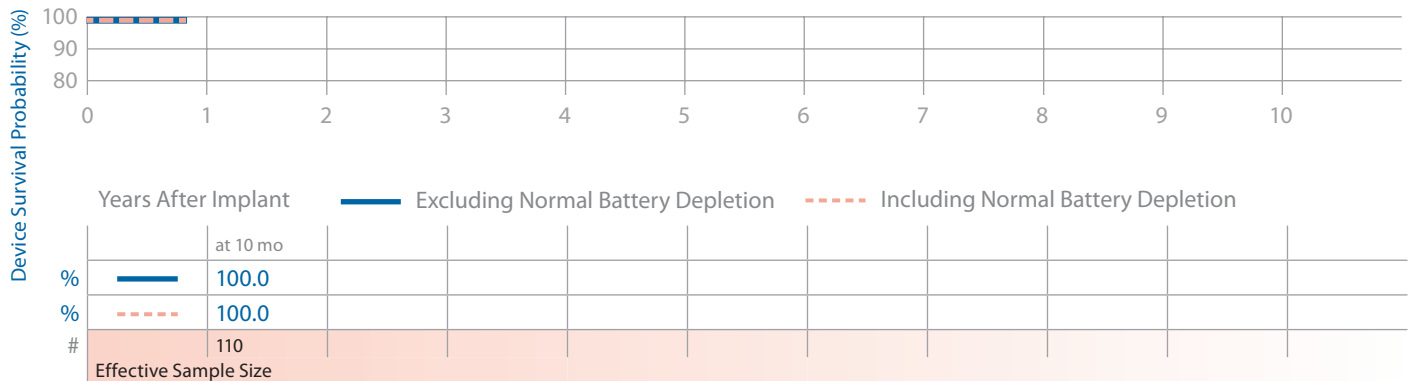
US Market Release	Mar-11	Malfunctions (US)		NBD Code	DDED
Registered US Implants	9,700	Therapy Function Not Compromised	0	Serial Number Prefix	PSK
Estimated Active US Implants	9,500	Therapy Function Compromised	0	Max Delivered Energy	35 J
Normal Battery Depletions (US)	2	Electrical Component	0	Estimated Longevity	See page 41
Advisories	None	Software/Firmware	0		



D314VRG Protecta XT VR

Product Characteristics

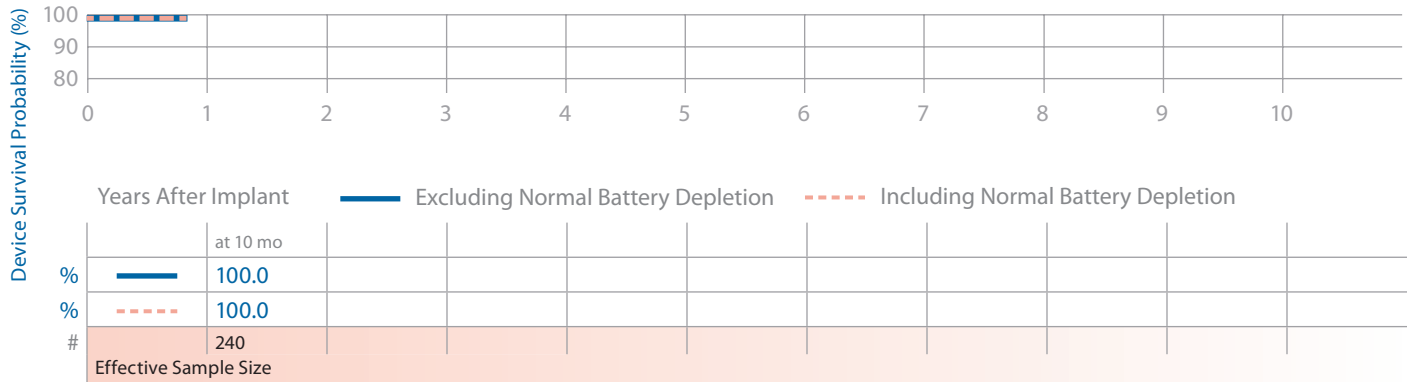
US Market Release	Mar-11	Malfunctions (US)		NBD Code	VVEV
Registered US Implants	3,700	Therapy Function Not Compromised	0	Serial Number Prefix	PSA
Estimated Active US Implants	3,600	Therapy Function Compromised	0	Max Delivered Energy	35 J
Normal Battery Depletions (US)	1	Electrical Component	0	Estimated Longevity	See page 41
Advisories	None	Software/Firmware	0		



D334DRG Protecta DR

Product Characteristics

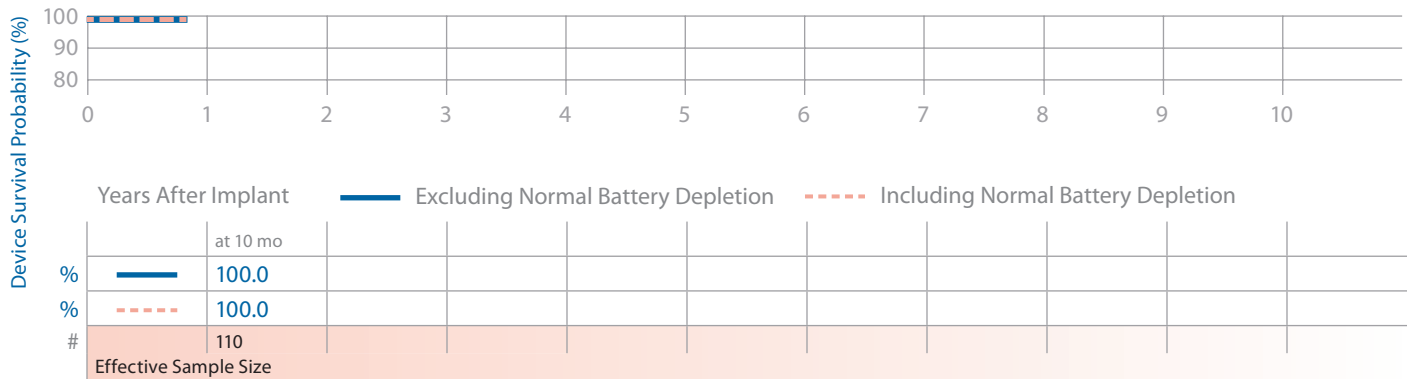
US Market Release	Mar-11	Malfunctions (US)		NBD Code	DDED
Registered US Implants	3,300	Therapy Function Not Compromised	0	Serial Number Prefix	PSP
Estimated Active US Implants	3,300	Therapy Function Compromised	0	Max Delivered Energy	35 J
Normal Battery Depletions (US)	0	Electrical Component	0	Estimated Longevity	See page 41
Advisories	None	Software/Firmware	0		



D334VRG Protecta VR

Product Characteristics

US Market Release	Mar-11	Malfunctions (US)		NBD Code	VVEV
Registered US Implants	1,800	Therapy Function Not Compromised	0	Serial Number Prefix	PSX
Estimated Active US Implants	1,800	Therapy Function Compromised	0	Max Delivered Energy	35 J
Normal Battery Depletions (US)	0	Electrical Component	0	Estimated Longevity	See page 41
Advisories	None	Software/Firmware	0		



Device Survival Summary (95% Confidence Interval)

The following table shows ICD device survival estimates with 95% confidence intervals. Estimates are shown both with and without normal battery depletions included.

Model Number	Family	US Market Release	Registered US Implantants	Estimated Active US Implantants	Normal Battery Depletions (US)	Malfunctions (US)		Device Survival Probability (%)									
						Therapy Function Compromised	Therapy Function Not Compromised	Years After Implant									
						29 + 29 = 58	Total	1 yr	2 yr	3 yr	4 yr	5 yr	6 yr	7 yr	8 yr	10 yr	
7230	Marquis VR	Dec-02	19,400	5,400	1,143	29 + 29 = 58	58	100.0 +0.0/-0.0	99.9 +0.0/-0.1	99.9 +0.0/-0.1	99.8 +0.1/-0.1	99.7 +0.1/-0.1	99.6 +0.1/-0.1	99.5 +0.1/-0.2	99.4 +0.2/-0.2	99.3 +0.2/-0.2 at 103 mo	
						(19) + (1) = (20) (advisory-related subset)	(20)	99.8 +0.1/-0.1	99.5 +0.1/-0.1	99.3 +0.1/-0.2	99.0 +0.2/-0.2	98.2 +0.2/-0.3	93.9 +0.5/-0.5	83.6 +0.8/-0.8	69.4 +1.2/-1.3	42.0 +3.5/-3.5 at 103 mo	
7231	GEM III VR	Dec-00	17,500	2,400	3,289	10 + 27 = 37	37	99.9 +0.0/-0.0	99.9 +0.0/-0.1	99.8 +0.1/-0.1	99.8 +0.1/-0.1	99.7 +0.1/-0.1	99.7 +0.1/-0.1	99.7 +0.1/-0.1	99.7 +0.1/-0.1	99.7 +0.1/-0.1 at 101 mo	
								99.7 +0.1/-0.1	99.4 +0.1/-0.1	98.9 +0.2/-0.2	98.4 +0.2/-0.2	96.9 +0.3/-0.3	87.0 +0.7/-0.7	71.9 +1.0/-1.0	36.9 +1.3/-1.3	5.3 +0.9/-0.8 at 101 mo	
7232	Maximo VR	Oct-03	44,300	21,600	1,540	15 + 48 = 63	63	100.0 +0.0/-0.0	99.9 +0.0/-0.0	99.9 +0.0/-0.0	99.9 +0.0/-0.1	99.8 +0.0/-0.1	99.8 +0.0/-0.1	99.8 +0.1/-0.1	99.8 +0.1/-0.1	99.8 +0.1/-0.1 at 88 mo	
						(0) + (0) = (0) (advisory-related subset)	(0)	99.9 +0.0/-0.0	99.7 +0.0/-0.1	99.5 +0.1/-0.1	99.1 +0.1/-0.1	97.7 +0.2/-0.2	89.7 +0.4/-0.4	79.1 +0.8/-0.9	67.8 +2.2/-2.3 at 88 mo		
7274	Marquis DR	Mar-02	48,300	3,700	8,272	107 + 83 = 190	190	99.9 +0.0/-0.0	99.9 +0.0/-0.0	99.8 +0.0/-0.1	99.6 +0.1/-0.1	99.4 +0.1/-0.1	99.3 +0.1/-0.1	99.2 +0.1/-0.1	99.2 +0.1/-0.1		
						(73) + (3) = (76) (advisory-related subset)	(76)	99.7 +0.0/-0.1	99.4 +0.1/-0.1	98.4 +0.1/-0.1	96.9 +0.2/-0.2	90.4 +0.4/-0.4	65.3 +0.7/-0.7	10.6 +0.7/-0.6			
7275	GEM III DR	Nov-00	20,100	1,500	4,447	11 + 32 = 43	43	99.9 +0.0/-0.0	99.9 +0.0/-0.1	99.8 +0.1/-0.1	99.8 +0.1/-0.1	99.7 +0.1/-0.1	99.7 +0.1/-0.1	99.7 +0.1/-0.1	99.7 +0.1/-0.1	99.7 +0.1/-0.1 at 73 mo	
								99.4 +0.1/-0.1	98.8 +0.1/-0.2	96.7 +0.3/-0.3	90.0 +0.5/-0.5	64.7 +0.9/-1.0	13.2 +1.0/-1.0	2.8 +0.7/-0.6 at 73 mo	2.8 +0.7/-0.6 at 73 mo		
7278	Maximo DR	Oct-03	37,600	11,200	5,706	9 + 47 = 56	56	100.0 +0.0/-0.0	99.9 +0.0/-0.0	99.9 +0.0/-0.0	99.8 +0.0/-0.1	99.8 +0.0/-0.1	99.8 +0.0/-0.1	99.8 +0.0/-0.1	99.8 +0.0/-0.1	99.8 +0.0/-0.1 at 81 mo	
						(0) + (0) = (0) (advisory-related subset)	(0)	99.9 +0.0/-0.0	99.6 +0.1/-0.1	99.1 +0.1/-0.1	97.4 +0.2/-0.2	88.5 +0.4/-0.4	59.9 +0.8/-0.8	2.0 +0.8/-0.6 at 81 mo	2.0 +0.8/-0.6 at 81 mo		
7288	Intrinsic	Jun-04	30,600	10,600	4,623	7 + 56 = 63	63	100.0 +0.0/-0.0	99.9 +0.0/-0.0	99.9 +0.0/-0.0	99.8 +0.0/-0.1	99.8 +0.1/-0.1	99.7 +0.1/-0.1	99.7 +0.1/-0.1	99.7 +0.1/-0.1	99.7 +0.1/-0.1 at 79 mo	
								99.9 +0.0/-0.0	99.7 +0.1/-0.1	99.2 +0.1/-0.1	98.1 +0.2/-0.2	88.9 +0.4/-0.5	64.2 +0.8/-0.8	26.3 +1.3/-1.2 at 79 mo	26.3 +1.3/-1.2 at 79 mo		

Device Survival Probability (%)

Model Number	Family	US Market Release	Registered US Implants	Estimated Active US Implants	Normal Battery Depletions	Malfunctions		Years After Implant									
						Therapy Function Compromised	Therapy Function Not Compromised	1 yr	2 yr	3 yr	4 yr	5 yr	6 yr	7 yr	8 yr	10 yr	
						1	4	5	Total	Excluding Normal Battery Depletion	Including Normal Battery Depletion	99.9 +0.1/-0.8	99.5 +0.3/-0.8	99.5 +0.3/-0.8	99.4 +0.4/-0.9	99.4 +0.4/-0.9	99.4 +0.4/-0.9
7290Cx	Onyx	Mar-04	950	380	103	1	4 = 5	Excluding Normal Battery Depletion	99.8 +0.2/-0.7	99.1 +0.5/-1.0	98.3 +0.7/-1.2	96.8 +1.1/-1.6	92.0 +1.9/-2.4	77.4 +3.5/-4.0	62.4 +5.0/-5.5 at 78 mo		
D153ATG, D153DRG	EnTrust	Jun-05	460	93	143	1	7 = 8	Excluding Normal Battery Depletion	99.8 +0.2/-1.6	99.8 +0.2/-1.6	99.3 +0.5/-1.6	98.4 +0.9/-2.0	97.6 +1.2/-2.4	97.6 +1.2/-2.4 at 63 mo			
	Advisories: See page 147 – 2012 Potential Rapid Battery Depletion							Including Normal Battery Depletion	99.6 +0.3/-1.5	99.6 +1.3/-1.5	98.0 +1.0/-2.0	90.6 +2.7/-3.7	56.4 +5.8/-6.3	45.7 +6.2/-6.4 at 63 mo			
D154ATG, D154DRG	EnTrust	Jun-05	28,100	13,700	1,813	13	97 = 110	Excluding Normal Battery Depletion	100.0 +0.0/-0.0	99.9 +0.0/-0.0	99.8 +0.0/-0.1	99.7 +0.1/-0.1	99.5 +0.1/-0.1	99.4 +0.1/-0.1	99.4 +0.1/-0.1 at 74 mo		
	Advisories: See page 147 – 2012 Potential Rapid Battery Depletion							Including Normal Battery Depletion	99.9 +0.0/-0.1	99.7 +0.1/-0.1	99.2 +0.1/-0.1	97.6 +0.2/-0.2	89.3 +0.5/-0.5	66.7 +1.1/-1.1	51.4 +2.8/-2.9 at 74 mo		
D154AWG, D164AWG (Non-advisory population)	Virtuoso DR	May-06	72,600	51,400	502	24	139 = 163	Excluding Normal Battery Depletion	100.0 +0.0/-0.0	99.9 +0.0/-0.0	99.9 +0.0/-0.0	99.8 +0.0/-0.1	99.5 +0.1/-0.1	99.5 +0.1/-0.1 at 63 mo			
	Advisories: See page 150 – 2009 Potential Reduced Device Longevity							Including Normal Battery Depletion	99.9 +0.0/-0.0	99.7 +0.0/-0.0	99.3 +0.1/-0.1	98.3 +0.1/-0.1	93.6 +0.5/-0.5	91.0 +1.0/-1.1 at 63 mo			
D154AWG, D164AWG (Advisory population)	Virtuoso DR	May-06	4,100	400	57	11	1,850 = 1,861	Excluding Normal Battery Depletion	100.0 +0.0/-0.0	99.9 +0.1/-0.2	90.6 +1.0/-1.1	56.6 +1.8/-1.9 at 46 mo					
	Advisories: See page 150 – 2009 Potential Reduced Device Longevity							Including Normal Battery Depletion	99.9 +0.1/-0.1	99.6 +0.2/-0.3	80.9 +1.3/-1.4	7.3 +1.2/-1.1 at 46 mo					
	See page 161 – Performance note on Anomalies in MOSFET Integrated Circuit Technology																
D154VRC	EnTrust VR	Jun-05	14,400	8,100	171	9	60 = 69	Excluding Normal Battery Depletion	99.9 +0.0/-0.0	99.9 +0.0/-0.1	99.8 +0.1/-0.1	99.7 +0.1/-0.1	99.4 +0.1/-0.2	99.2 +0.2/-0.2	99.2 +0.2/-0.2 at 76 mo		
	Advisories: See page 147 – 2012 Potential Rapid Battery Depletion							Including Normal Battery Depletion	99.9 +0.0/-0.1	99.6 +0.1/-0.1	99.3 +0.1/-0.2	98.8 +0.2/-0.2	97.6 +0.3/-0.3	91.4 +0.9/-1.0	88.3 +2.0/-2.4 at 76 mo		
D154VWC, D164VWC (Non-advisory population)	Virtuoso VR	May-06	33,100	23,400	76	12	29 = 41	Excluding Normal Battery Depletion	100.0 +0.0/-0.0	100.0 +0.0/-0.0	99.9 +0.0/-0.0	99.9 +0.0/-0.1	99.8 +0.1/-0.1	99.8 +0.1/-0.1 at 62 mo			
	Advisories: See page 150 – 2009 Potential Reduced Device Longevity					(0)	(3) = 3 (advisory-related subset)	Including Normal Battery Depletion	99.9 +0.0/-0.0	99.8 +0.0/-0.1	99.6 +0.1/-0.1	99.3 +0.1/-0.1	98.4 +0.3/-0.3	98.4 +0.3/-0.3 at 62 mo			
	See page 161 – Performance note on Anomalies in MOSFET Integrated Circuit Technology																

continued



Device Survival Summary continued

Device Survival Probability (%)																	
Model Number	Family	US Market Release	Registered US Implants	Estimated Active US Implants	Normal Battery Depletions	Malfunctions		Years After Implant									
						Therapy Function Compromised	Therapy Function Not Compromised	1 yr	2 yr	3 yr	4 yr	5 yr	6 yr	7 yr	8 yr		
D224DRG	Secura DR	Sep-08	45,300	40,000	56	6 + 17 = 23	Total	Excluding Normal Battery Depletion	100.0 +0.0/-0.0	100.0 +0.0/-0.0	99.9 +0.0/-0.1	99.9 +0.0/-0.1	99.9 +0.0/-0.1	99.9 +0.0/-0.1	99.9 +0.0/-0.1	99.9 +0.0/-0.1	99.9 +0.0/-0.1
								Including Normal Battery Depletion	99.9 +0.0/-0.0	99.7 +0.0/-0.1	99.2 +0.1/-0.2	99.2 +0.1/-0.2	99.2 +0.1/-0.2	99.2 +0.1/-0.2	99.2 +0.1/-0.2	99.2 +0.1/-0.2	99.2 +0.1/-0.2
D224VRC	Secura VR	Sep-08	17,600	15,500	18	3 + 5 = 8	Total	Excluding Normal Battery Depletion	100.0 +0.0/-0.0	100.0 +0.0/-0.0	99.9 +0.0/-0.1	99.9 +0.0/-0.1	99.9 +0.0/-0.1	99.9 +0.0/-0.1	99.9 +0.0/-0.1	99.9 +0.0/-0.1	99.9 +0.0/-0.1
								Including Normal Battery Depletion	99.9 +0.0/-0.0	99.7 +0.1/-0.1	99.3 +0.2/-0.2	99.2 +0.2/-0.3	99.2 +0.2/-0.3	99.2 +0.2/-0.3	99.2 +0.2/-0.3	99.2 +0.2/-0.3	99.2 +0.2/-0.3
D274DRG	Virtuoso II DR	Aug-09	21,600	19,600	6	0 + 0 = 0	Total	Excluding Normal Battery Depletion	100.0 +0.0/-0.0	100.0 +0.0/-0.0	99.9 +0.0/-0.1	99.9 +0.0/-0.1	99.9 +0.0/-0.1	99.9 +0.0/-0.1	99.9 +0.0/-0.1	99.9 +0.0/-0.1	99.9 +0.0/-0.1
								Including Normal Battery Depletion	99.9 +0.0/-0.0	99.7 +0.0/-0.1	99.2 +0.1/-0.2	99.2 +0.1/-0.2	99.2 +0.1/-0.2	99.2 +0.1/-0.2	99.2 +0.1/-0.2	99.2 +0.1/-0.2	99.2 +0.1/-0.2
D274VRC	Virtuoso II VR	Aug-09	8,800	8,000	3	0 + 0 = 0	Total	Excluding Normal Battery Depletion	100.0 +0.0/-0.0	100.0 +0.0/-0.0	99.9 +0.0/-0.1	99.9 +0.0/-0.1	99.9 +0.0/-0.1	99.9 +0.0/-0.1	99.9 +0.0/-0.1	99.9 +0.0/-0.1	99.9 +0.0/-0.1
								Including Normal Battery Depletion	99.9 +0.0/-0.0	99.7 +0.1/-0.1	99.3 +0.2/-0.2	99.2 +0.2/-0.3	99.2 +0.2/-0.3	99.2 +0.2/-0.3	99.2 +0.2/-0.3	99.2 +0.2/-0.3	99.2 +0.2/-0.3
D284DRG	Maximo II DR	Sep-08	17,200	15,100	21	3 + 2 = 5	Total	Excluding Normal Battery Depletion	100.0 +0.0/-0.0	100.0 +0.0/-0.0	99.9 +0.0/-0.1	99.9 +0.0/-0.1	99.9 +0.0/-0.1	99.9 +0.0/-0.1	99.9 +0.0/-0.1	99.9 +0.0/-0.1	99.9 +0.0/-0.1
								Including Normal Battery Depletion	99.9 +0.0/-0.0	99.7 +0.0/-0.1	99.2 +0.1/-0.2	99.2 +0.1/-0.2	99.2 +0.1/-0.2	99.2 +0.1/-0.2	99.2 +0.1/-0.2	99.2 +0.1/-0.2	99.2 +0.1/-0.2
D284VRC	Maximo II VR	Sep-08	10,800	9,500	14	3 + 2 = 5	Total	Excluding Normal Battery Depletion	100.0 +0.0/-0.0	100.0 +0.0/-0.0	99.9 +0.0/-0.1	99.9 +0.0/-0.1	99.9 +0.0/-0.1	99.9 +0.0/-0.1	99.9 +0.0/-0.1	99.9 +0.0/-0.1	99.9 +0.0/-0.1
								Including Normal Battery Depletion	99.9 +0.0/-0.0	99.7 +0.1/-0.1	99.3 +0.2/-0.2	99.2 +0.2/-0.3	99.2 +0.2/-0.3	99.2 +0.2/-0.3	99.2 +0.2/-0.3	99.2 +0.2/-0.3	99.2 +0.2/-0.3

continued

Device Survival Summary continued

Model Number	Family	US Market Release	Registered US Implants	Estimated Active US Implants	Normal Battery Depletions	Malfunctions		Device Survival Probability (%)								
						Therapy Function Compromised	Therapy Function Not Compromised	1 yr	2 yr	3 yr	4 yr	5 yr	6 yr	7 yr	8 yr	
D314DRG	Protecta XT DR	Mar-11	9,700	9,500	2	0	0	100.0 +0.0/-0.0 at 10 mo	100.0 +0.0/-0.0 at 10 mo	100.0 +0.0/-0.0 at 10 mo						
						0	0	100.0 +0.0/-0.0 at 10 mo	100.0 +0.0/-0.0 at 10 mo	100.0 +0.0/-0.0 at 10 mo						
D314VRG	Protecta XT VR	Mar-11	3,700	3,600	1	0	0	100.0 +0.0/-0.0 at 10 mo	100.0 +0.0/-0.0 at 10 mo	100.0 +0.0/-0.0 at 10 mo						
						0	0	100.0 +0.0/-0.0 at 10 mo	100.0 +0.0/-0.0 at 10 mo	100.0 +0.0/-0.0 at 10 mo						
D334DRG	Protecta DR	Mar-11	3,300	3,300	0	0	0	100.0 +0.0/-0.0 at 10 mo	100.0 +0.0/-0.0 at 10 mo	100.0 +0.0/-0.0 at 10 mo						
						0	0	100.0 +0.0/-0.0 at 10 mo	100.0 +0.0/-0.0 at 10 mo	100.0 +0.0/-0.0 at 10 mo						
D334VRG	Protecta VR	Mar-11	1,800	1,800	0	0	0	100.0 +0.0/-0.0 at 10 mo	100.0 +0.0/-0.0 at 10 mo	100.0 +0.0/-0.0 at 10 mo						
						0	0	100.0 +0.0/-0.0 at 10 mo	100.0 +0.0/-0.0 at 10 mo	100.0 +0.0/-0.0 at 10 mo						

Reference Chart

The longevity estimates provided are mean values calculated for the parameters given. The actual longevity achieved for any device while implanted will depend on the actual programmed parameters and patient factors, and may differ significantly from these estimates.

Model Number	Family	Connector Style	Volume/ Mass*	Delivered Energy	Estimated Longevity					Elective Replacement (ERI)***		End of Life (EOL) Battery Voltage
					Charging Frequency**	100% Pacing#	50% Pacing#	15% Pacing#	100% Sensing	Battery Voltage	Charge Time	
7227	GEM	B, Cx, D, E	49 cc* 90 g	35 J	Monthly Quarterly Semiannual	5.3 7.7 8.8	5.7 8.5 10.0	6.0 9.3 11.0	6.1 9.6 11.5	≤ 2.55 V	—	≤ 2.40 V [§]
7230	Marquis VR	B, Cx, E	36 cc 75 g	30 J	Monthly Quarterly Semiannual	4.9 7.3 8.5	5.2 8.0 9.3	5.4 8.5 10.0	5.5 8.7 10.4	≤ 2.62 V	> 16-second charge time	3 months after ERI
7231Cx	GEM III VR	Cx	39 cc 77 g	30 J	Monthly Quarterly Semiannual	4.3 6.0 6.6	4.7 6.8 7.5	5.0 7.4 8.5	5.2 7.8 8.9	≤ 2.55 V	—	≤ 2.40 V
7232	Maximo VR	B, Cx, E	39 cc 76 g	35 J	Monthly Quarterly Semiannual	4.4 7.0 8.2	4.7 7.5 9.0	4.8 8.0 9.7	4.9 8.3 10.0	≤ 2.62 V	> 16-second charge time	3 months after ERI
7271	GEM DR	DR	62 cc 115 g	35 J	Monthly Quarterly Semiannual	6.0 7.4 7.9	6.9 8.4 9.0	7.5 9.3 10.0	7.8 9.8 10.6	≤ 4.91 V	—	≤ 4.57 V [§]
7274	Marquis DR	DR+LV	36 cc 75 g	30 J	Monthly Quarterly Semiannual	4.0 5.6 6.2	4.4 6.4 7.2	4.8 7.1 8.1	4.9 7.5 8.6	≤ 2.62 V	> 16-second charge time	3 months after ERI
7275	GEM III DR	DR	39.5 cc 78 g	30 J	Monthly Quarterly Semiannual	3.3 4.2 4.5	3.8 5.0 5.5	4.3 5.8 6.5	4.4 6.3 7.0	≤ 2.55 V	—	≤ 2.40 V
7278	Maximo DR	DR	39 cc 77 g	35 J	Monthly Quarterly Semiannual	3.7 5.3 6.0	4.1 6.1 7.0	4.3 6.8 8.0	4.5 7.1 8.5	≤ 2.62 V	> 16-second charge time	3 months after ERI
7288	Intrinsic	DR	38 cc 76 g	35 J	Monthly Quarterly Semiannual	3.7 5.3 6.0	4.1 6.1 7.0	4.3 6.8 8.0	4.5 7.1 8.5	≤ 2.62 V	> 16-second charge time	3 months after ERI
7290Cx	Onyx	Cx	39 cc 77 g	30 J	Monthly Quarterly Semiannual	3.8 5.0 5.4	4.1 5.6 6.1	4.3 6.2 6.7	4.5 6.4 7.0	≤ 2.55 V	—	≤ 2.40 V

* Volume and mass differ by connector style.

** A full charge is a full energy therapeutic shock or capacitor reformation.

*** The minimum time between ERI and EOL is 3 months (100% pacing, two charges per month).

† Pacing mode is VVI for single chamber models and DDD for dual chamber and CRT models. Parameter settings; lower rate at 60 ppm, sensing rate at 70 bpm, (A, RV, LV) 3.0 V amplitude, 0.4 ms pulse width, and 510-ohm pace load per applicable channel. CRT models with shared biventricular pacing; InSync Marquis 7277 (LV impedance set to 510 ohms), InSync ICD 7272 (RV amplitude set to 4.0 V).

§ For Model 7271 and 7227 devices, if charge time exceeds 30 seconds, the device is at EOL. Immediate replacement is recommended. If three consecutive charge cycles exceed 30 seconds, the “charge circuit inactive” indicator is tripped and all therapies except emergency VVI pacing are disabled.

Reference Chart continued

Model Number	Family	Connector Style	Volume/ Mass*	Delivered Energy	Estimated Longevity					Recommended Replacement (RRT)**		End of Service (EOS)
					Charging Frequency**	100% Pacing‡	50% Pacing‡	15% Pacing‡	100% Sensing	Battery Voltage	Charge Time	
D153ATG, D153DRG	EnTrust	DR	33 cc 63 g	30 J	Monthly	3.5	3.8	4.1	4.2	≤ 2.61 V	—	3 months after RRT or > 16-second charge time
					Quarterly	4.8	5.4	6.0	6.3			
					Semiannual	5.3	6.1	6.9	7.2			
D154ATG, D154DRG	EnTrust	DR	35 cc 68 g	35 J	Monthly	3.8	4.2	4.4	4.6	≤ 2.61 V	—	3 months after RRT or > 16-second charge time
					Quarterly	5.5	6.1	6.8	7.0			
					Semiannual	6.1	7.0	7.9	8.3			
D154AWG, D164AWG	Virtuoso DR	DR	37 cc 68 g	35 J	Monthly	4.1	4.5	4.8	5.0	≤ 2.62 V	—	3 months after RRT or > 16-second charge time
					Quarterly	6.3	7.3	8.3	8.8			
					Semiannual	7.3	8.7	10.1	11.0			
D154VRC	EnTrust VR	Cx	35 cc 68 g	35 J	Monthly	4.8	5.0	5.2	5.3	≤ 2.61 V	—	3 months after RRT or > 16-second charge time
					Quarterly	7.5	8.3	8.8	9.0			
					Semiannual	9.0	10.0	10.7	11.0			
D154VWC, D164VWC	Virtuoso	Cx	37 cc 68 g	35 J	Monthly	4.8	5.1	5.3	5.4	≤ 2.62 V	—	3 months after RRT or > 16-second charge time
					Quarterly	8.1	9.0	9.6	10.0			
					Semiannual	10.0	11.2	12.3	12.9			
D224DRG	Secura DR	DR	37 cc 68 g	35 J	Monthly	3.6	4.1	4.5	4.7	≤ 2.63 V	—	3 months after RRT or > 16-second charge time
					Quarterly	5.1	6.1	7.0	7.5			
					Semiannual	5.7	7.0	8.3	9.0			
D224VRC	Secura VR	Cx	37 cc 68 g	35 J	Monthly	4.3	4.7	4.9	5.0	≤ 2.63 V	—	3 months after RRT or > 19-second charge time
					Quarterly	6.7	7.7	8.1	8.4			
					Semiannual	7.8	8.9	9.8	10.3			
D274DRG	Virtuoso II DR	DR	37 cc 68 g	35 J	Monthly	3.6	4.1	4.5	4.7	≤ 2.63 V	—	3 months after RRT or > 16-second charge time
					Quarterly	5.1	6.0	7.0	7.5			
					Semiannual	5.7	7.0	8.3	9.0			
D274VRC	Virtuoso II VR	Cx	37 cc 68 g	35 J	Monthly	4.3	4.7	4.9	5.0	≤ 2.63 V	—	3 months after RRT or > 19-second charge time
					Quarterly	6.7	7.5	8.1	8.4			
					Semiannual	7.8	8.9	9.8	10.3			
D284DRG	Maximo II DR	DR	37 cc 68 g	35 J	Monthly	3.6	4.1	4.5	4.6	≤ 2.63 V	—	3 months after RRT or > 16-second charge time
					Quarterly	5.1	6.1	7.0	7.5			
					Semiannual	5.7	7.0	8.2	9.0			
D284VRC	Maximo II VR	Cx	37 cc 68 g	35 J	Monthly	4.3	4.6	4.9	5.0	≤ 2.63 V	—	3 months after RRT or > 19-second charge time
					Quarterly	6.6	7.4	8.1	8.4			
					Semiannual	7.7	8.8	9.7	10.2			
D314DRG	Protecta XT DR	DR	37 cc 68 g	35 J	Monthly	3.6	4.1	4.5	4.7	≤ 2.63 V	—	3 months after RRT
					Quarterly	5.1	6.0	7.0	7.5			
					Semiannual	5.7	7.0	8.3	9.0			
D314VRG	Protecta XT VR	Cx	37 cc 68 g	35 J	Monthly	4.3	4.7	4.9	5.0	≤ 2.63 V	—	3 months after RRT
					Quarterly	6.7	7.5	8.1	8.4			
					Semiannual	7.8	8.9	9.8	10.3			
D334DRG	Protecta DR	DR	37 cc 68 g	35 J	Monthly	3.6	4.1	4.5	4.7	≤ 2.63 V	—	3 months after RRT
					Quarterly	5.1	6.0	7.0	7.5			
					Semiannual	5.7	7.0	8.3	9.0			
D334VRG	Protecta VR	Cx	37 cc 68 g	35 J	Monthly	4.3	4.7	4.9	5.0	≤ 2.63 V	—	3 months after RRT
					Quarterly	6.7	7.5	8.1	8.4			
					Semiannual	7.8	8.9	9.8	10.3			

* Volume and mass differ by connector style.

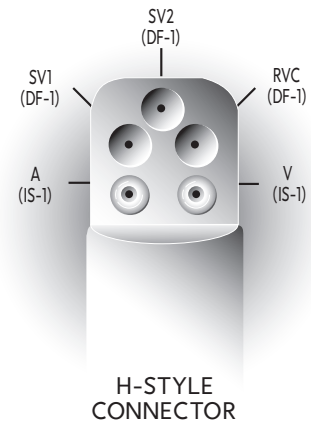
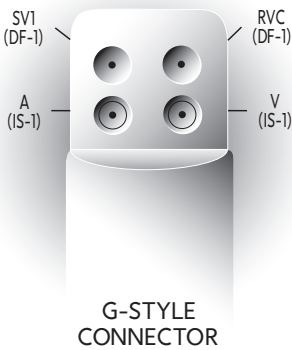
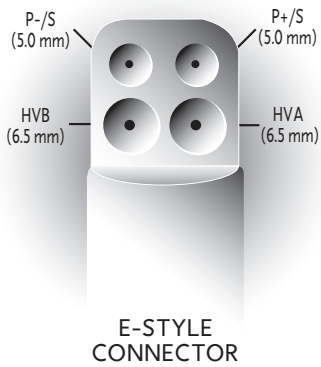
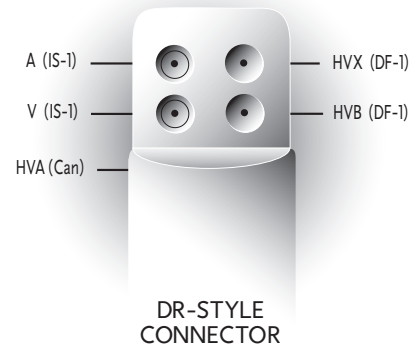
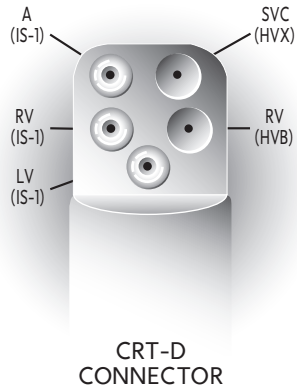
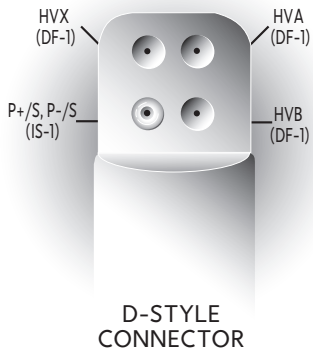
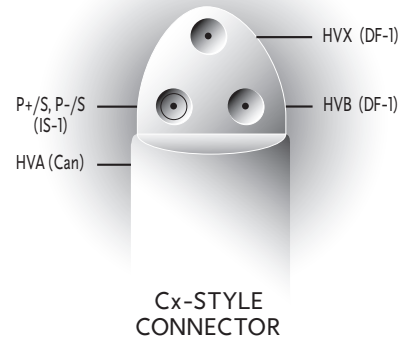
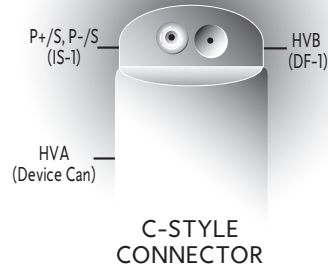
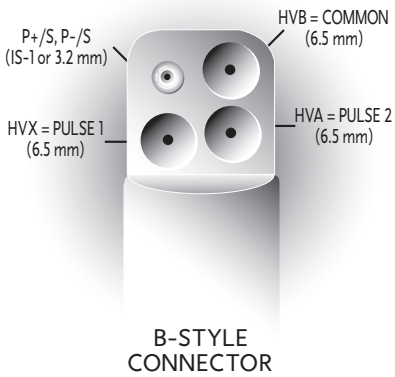
** A full charge is a full energy therapeutic shock or capacitor reformation.

*** The minimum time between RRT and EOS is 3 months (100% pacing, two charges per month).

‡ Pacing mode is VVI for single chamber models and DDD for dual chamber models. Parameter settings; lower rate at 60 ppm, sensing rate at 70 bpm, (A, RV, LV) 3.0 V amplitude, 0.4 ms pulse width, and 510-ohm pace load per applicable channel.



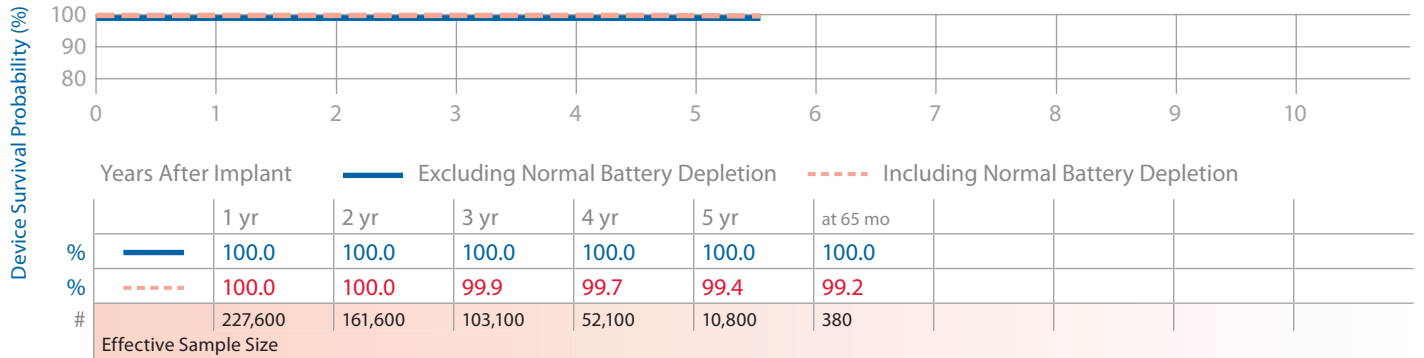
ICD Connector Styles



Adapta DR ADDR01, ADDR03, ADDR06, ADD01

Product Characteristics

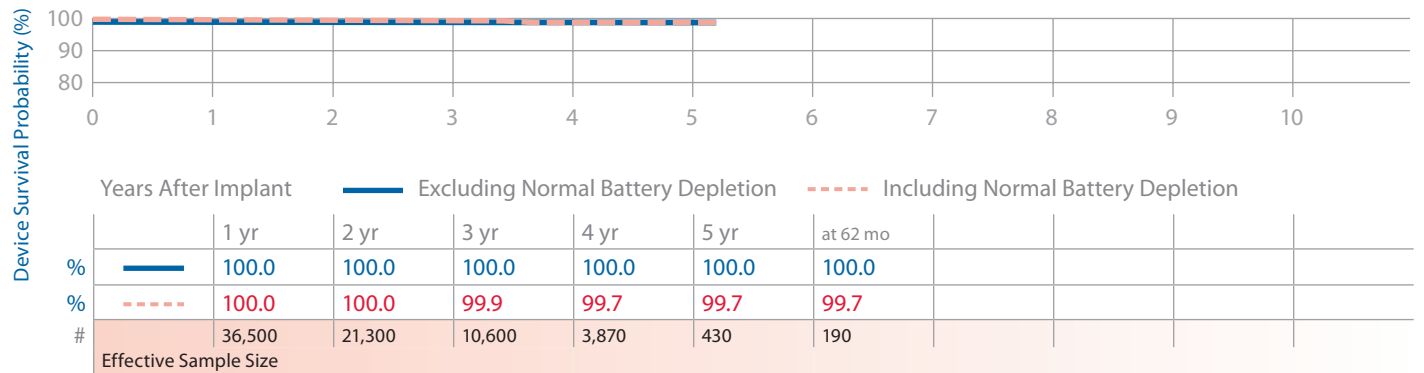
US Market Release	Jul-06	Malfunctions (US)	51	NBG Code	DDDR, DDD
Registered US Implants	291,500	Therapy Function Not Compromised	32	Serial Number Prefix	PWB, PWD, PWC, PWF, NWB, NWC, NWD, NWF
Estimated Active US Implants	242,600	Electrical Component	31		
Normal Battery Depletions (US)	155	Electrical Interconnect	1		
Performance Note: See page 159 – Performance note on Dual Chamber Pacemakers with Measurement Lock-up ERI		Therapy Function Compromised	19	Estimated Longevity	See page 78
		Electrical Component	17		
		Electrical Interconnect	2		



Adapta DR ADDRL1

Product Characteristics

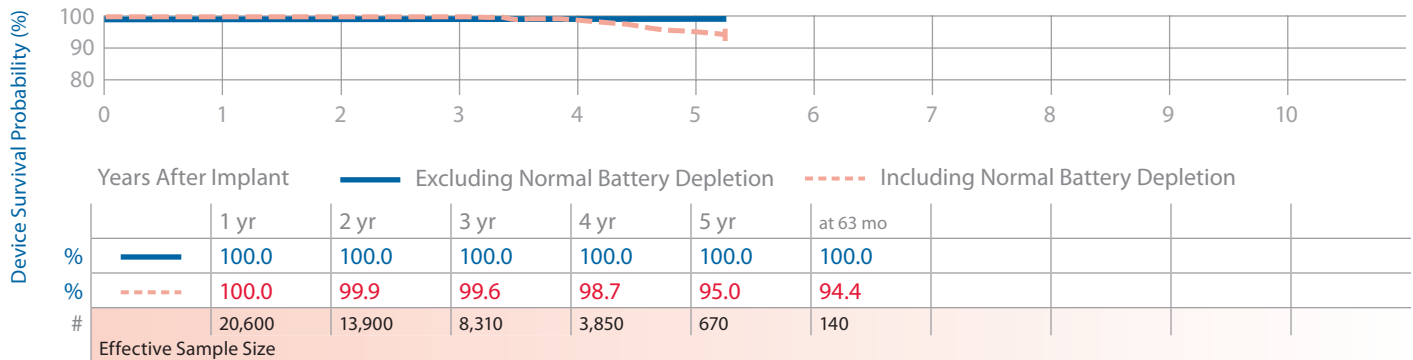
US Market Release	Jul-06	Malfunctions (US)	5	NBG Code	DDDR
Registered US Implants	53,900	Therapy Function Not Compromised	4	Serial Number Prefix	PWE, NWE
Estimated Active US Implants	48,900	Electrical Component	4		
Normal Battery Depletions (US)	9	Therapy Function Compromised	1	Estimated Longevity	See page 78
Performance Note: See page 159 – Performance note on Dual Chamber Pacemakers with Measurement Lock-up ERI		Electrical Interconnect	1		



Adapta DR ADDR1

Product Characteristics

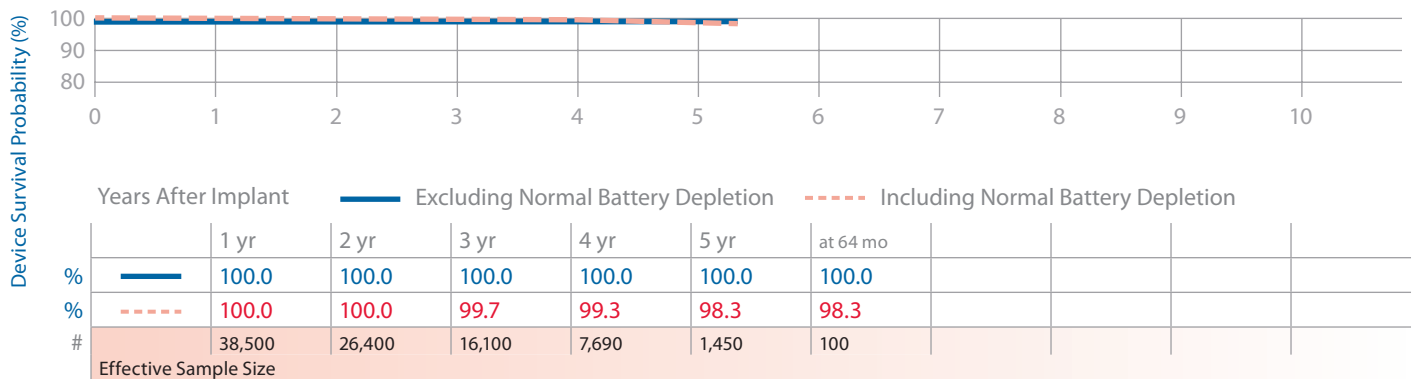
US Market Release	Jul-06	Malfunctions (US)	5	NBG Code	DDDR
Registered US Implants	28,000	Therapy Function Not Compromised	3	Serial Number Prefix	PWA, NWA
Estimated Active US Implants	21,400	Electrical Component	2		
Normal Battery Depletions (US)	84	Possible Early Battery Depletion	1	Estimated Longevity	See page 78
		Therapy Function Compromised	2		
		Electrical Component	2		
Performance Note: See page 159 – Performance note on Dual Chamber Pacemakers with Measurement Lock-up ERI					



Adapta SR ADSR01, ADSR03, ADSR06

Product Characteristics

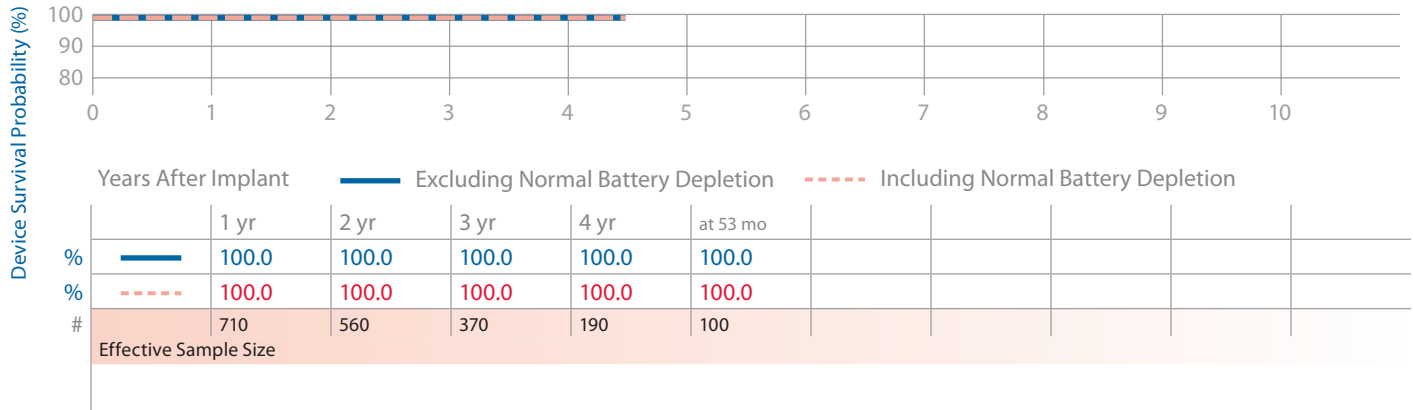
US Market Release	Jul-06	Malfunctions (US)	5	NBG Code	SSIR
Registered US Implants	54,000	Therapy Function Not Compromised	1	Serial Number Prefix	NWN, NWM, NWP, PWP, PWM, PWN
Estimated Active US Implants	38,100	Electrical Component	1		
Normal Battery Depletions (US)	72	Therapy Function Compromised	4	Estimated Longevity	See page 78
Advisories	None	Electrical Component	3		
		Electrical Interconnect	1		



Adapta VDD ADVDD01

Product Characteristics

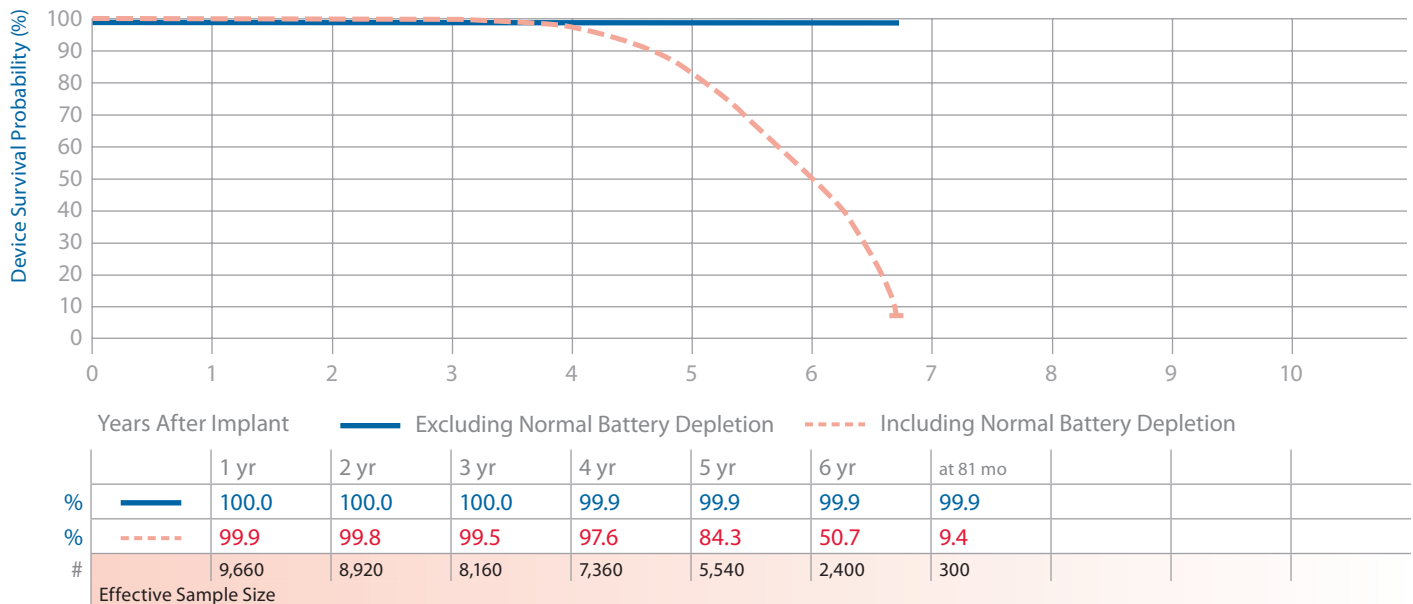
US Market Release	Jul-06	Malfunctions (US)	0	NBG Code	VDD
Registered US Implants	890	Therapy Function Not Compromised	0	Serial Number Prefix	PWG, NWG
Estimated Active US Implants	690	Therapy Function Compromised	0	Estimated Longevity	See page 14
Normal Battery Depletions (US)	0				
Performance Note: See page 159 – Performance note on Dual Chamber Pacemakers with Measurement Lock-up ERI					



AT500 AT501, 7253

Product Characteristics

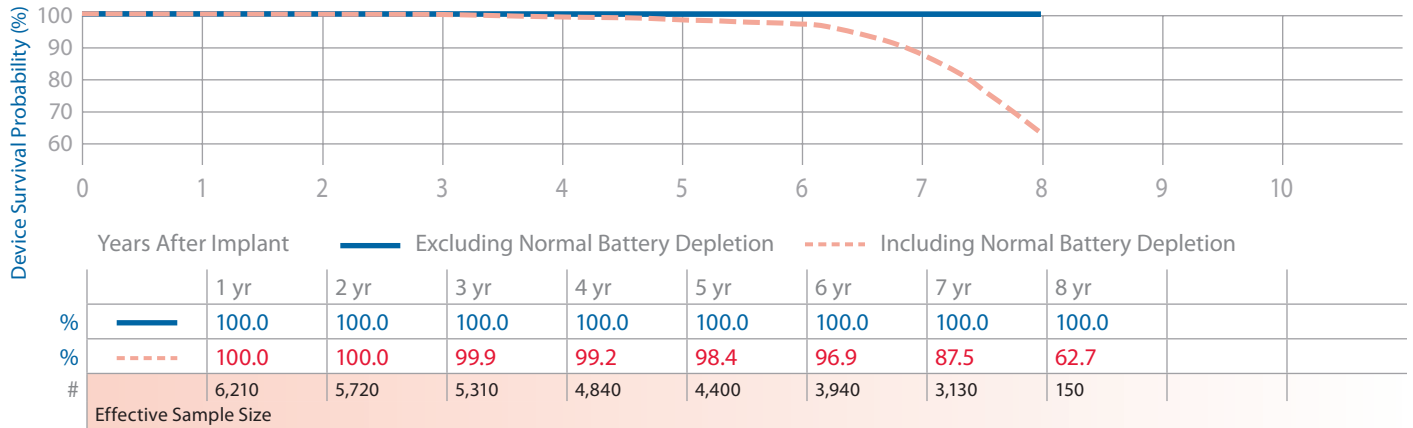
US Market Release	Mar-03	Malfunctions (US)	9	NBG Code	DDDRP
Registered US Implants	10,800	Therapy Function Not Compromised	4	Serial Number Prefix	IJF
Estimated Active US Implants	1,140	Electrical Component	1	Estimated Longevity	See page 78
Normal Battery Depletions (US)	2,658	Possible Early Battery Depletion	3		
Performance Note: See page 164 – Performance note on AT500 Pacing System Follow-Up Protocol					
		Therapy Function Compromised	5		
		Electrical Component	3		
		Electrical Interconnect	1		
		Possible Early Battery Depletion	1		



EnPulse DR E1DR01, E1DR03, E1DR06

Product Characteristics

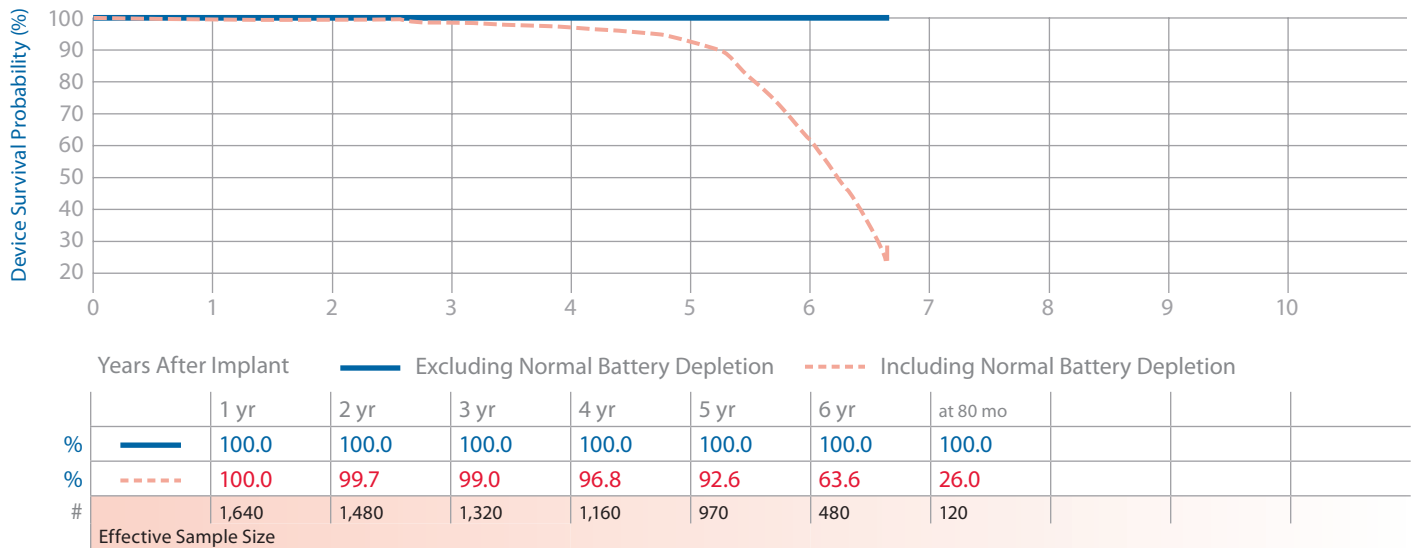
US Market Release	Dec-03	Malfunctions (US)	1	NBG Code	DDDR
Registered US Implants	6,820	Therapy Function Not Compromised	1	Serial Number Prefix	PRA, PRB, PRE
Estimated Active US Implants	2,630	Electrical Component	1	Estimated Longevity	See page 78
Normal Battery Depletions (US)	550	Therapy Function Compromised	0		
Performance Note: See page 159 – Performance note on Dual Chamber Pacemakers with Measurement Lock-up ERI					



EnPulse DR E1DR21

Product Characteristics

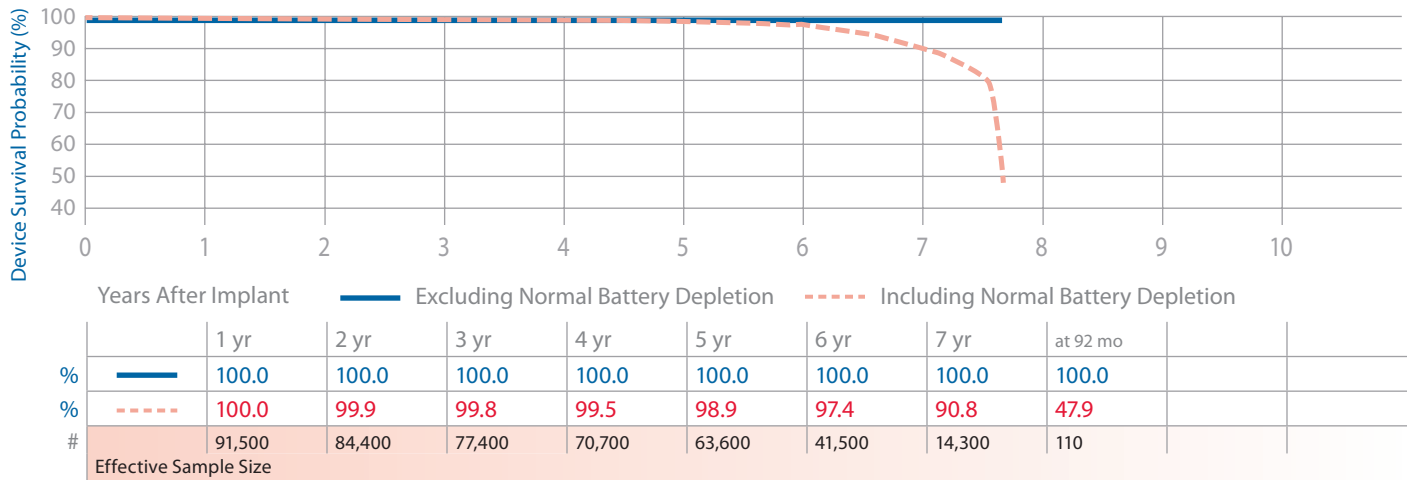
US Market Release	Dec-03	Malfunctions (US)	0	NBG Code	DDDR
Registered US Implants	1,850	Therapy Function Not Compromised	0	Serial Number Prefix	PPT
Estimated Active US Implants	190	Therapy Function Compromised	0	Estimated Longevity	See page 78
Normal Battery Depletions (US)	349				
Performance Note: See page 159 – Performance note on Dual Chamber Pacemakers with Measurement Lock-up ERI					



EnPulse 2 DR E2DR01, E2DR03, E2DR06

Product Characteristics

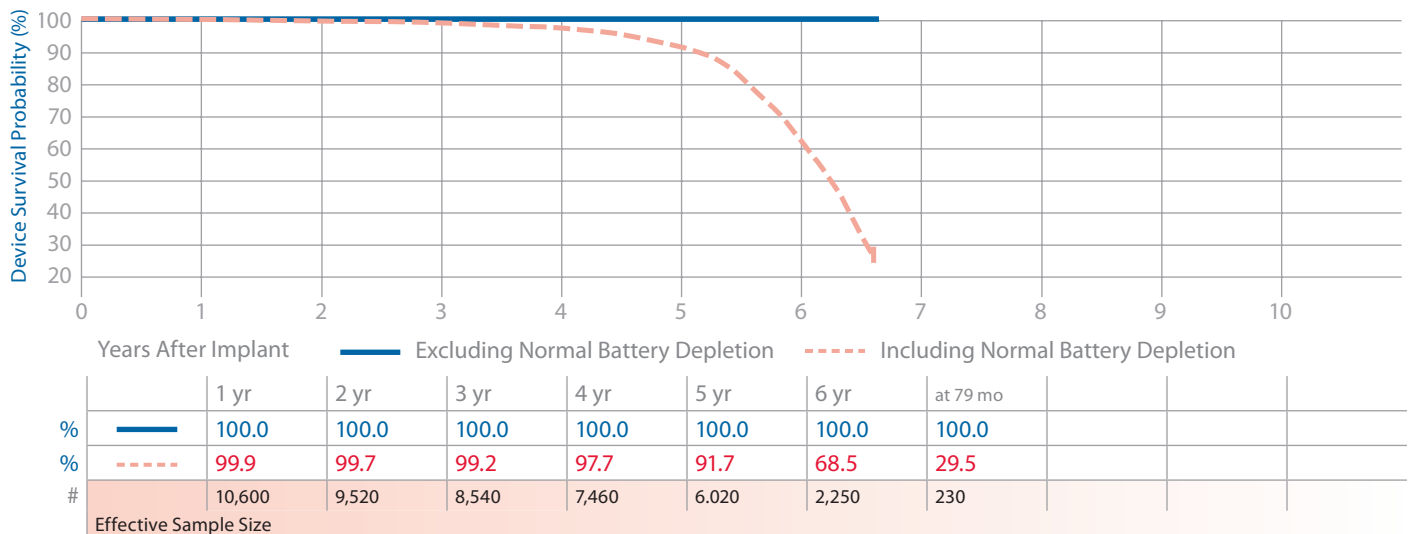
US Market Release	Feb-04	Malfunctions (US)	23	NBG Code	DDDR
Registered US Implants	100,700	Therapy Function Not Compromised	17	Serial Number Prefix	PNB, PNC, PNH
Estimated Active US Implants	54,700	Electrical Component	15		
Normal Battery Depletions (US)	2,003	Electrical Interconnect	2	Estimated Longevity	See page 78
Performance Note: See page 159 – Performance note on Dual Chamber Pacemakers with Measurement Lock-up ERI		Therapy Function Compromised	6		
		Battery	1		
		Electrical Component	3		
		Electrical Interconnect	2		



EnPulse 2 DR E2DR21

Product Characteristics

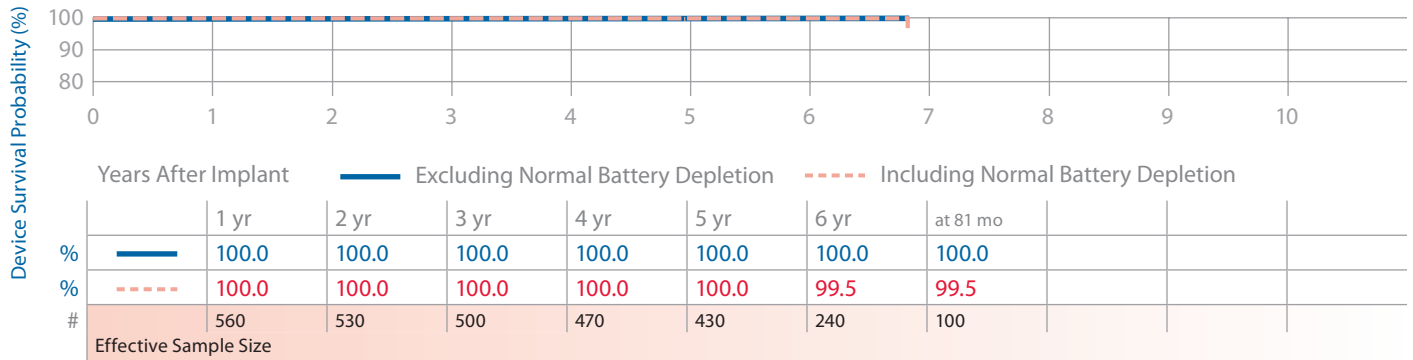
US Market Release	Feb-04	Malfunctions (US)	1	NBG Code	DDDR
Registered US Implants	12,200	Therapy Function Not Compromised	0	Serial Number Prefix	PMU
Estimated Active US Implants	3,560	Therapy Function Compromised	1	Estimated Longevity	See page 78
Normal Battery Depletions (US)	1,268	Electrical Component	1		
Performance Note: See page 159 – Performance note on Dual Chamber Pacemakers with Measurement Lock-up ERI					



EnPulse 2 DR E2DR31, E2DR33

Product Characteristics

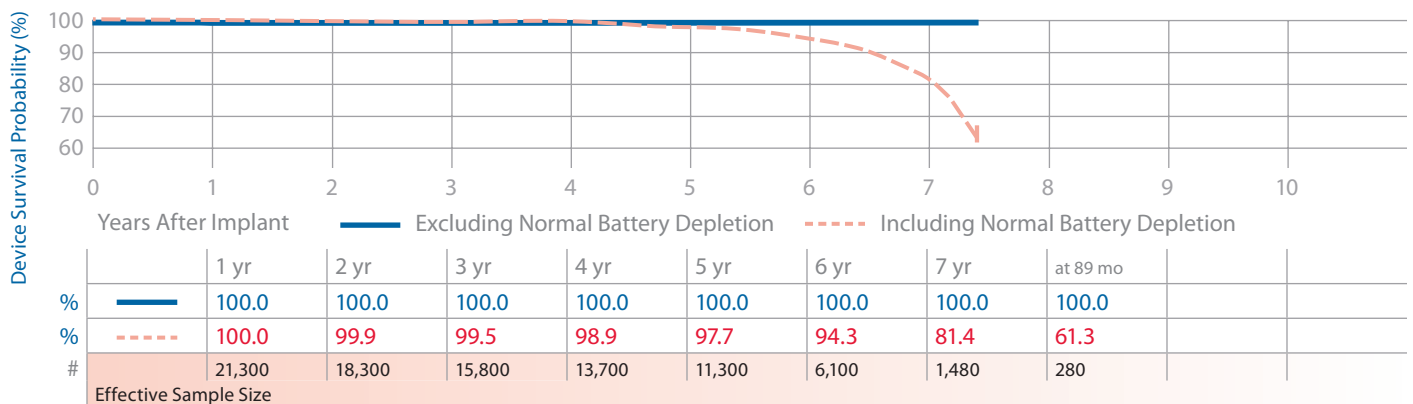
US Market Release	Feb-04	Malfunctions (US)	0	NBG Code	DDDR
Registered US Implants	580	Therapy Function Not Compromised	0	Serial Number Prefix	PNL, PNM
Estimated Active US Implants	420	Therapy Function Compromised	0	Estimated Longevity	See page 78
Normal Battery Depletions (US)	2				
Performance Note: See page 159 – Performance note on Dual Chamber Pacemakers with Measurement Lock-up ERI					



EnPulse 2 SR E2SR01, E2SR03, E2SR06

Product Characteristics

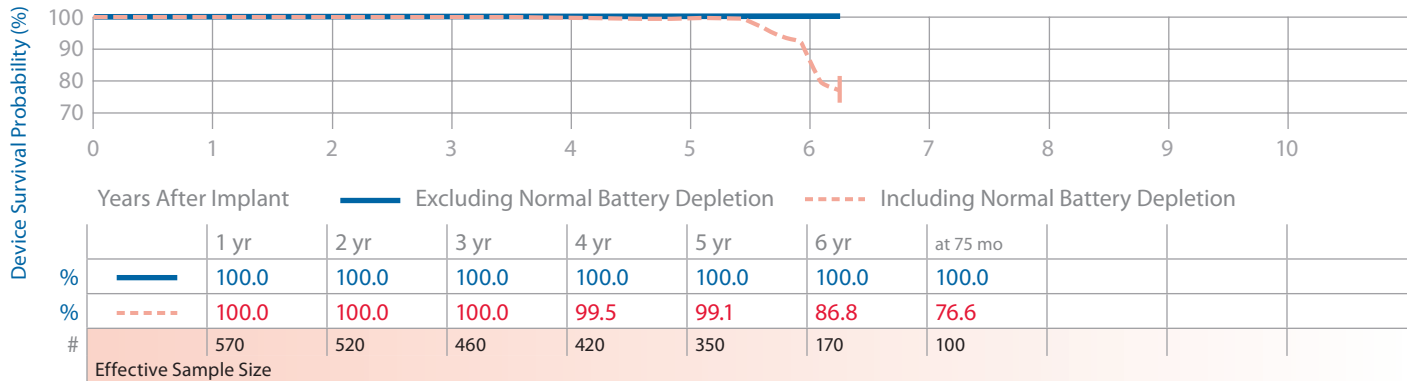
US Market Release	Dec-03	Malfunctions (US)	4	NBG Code	SSIR
Registered US Implants	25,500	Therapy Function Not Compromised	3	Serial Number Prefix	PMW, PMY, PNA
Estimated Active US Implants	9,160	Electrical Component	2	Estimated Longevity	See page 78
Normal Battery Depletions (US)	638	Possible Early Battery Depletion	1		
Advisories	None	Therapy Function Compromised	1		
		Other	1		



EnPulse 2 VDD E2VDD01

Product Characteristics

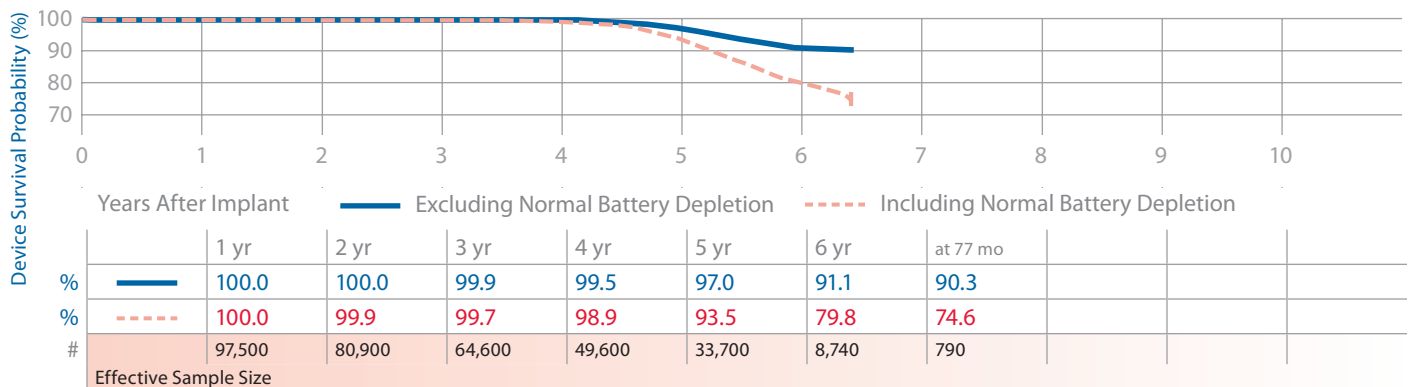
US Market Release	Dec-03	Malfunctions (US)	0	NBG Code	VDD
Registered US Implants	640	Therapy Function Not Compromised	0	Serial Number Prefix	PMV
Estimated Active US Implants	260	Therapy Function Compromised	0	Estimated Longevity	See page 78
Normal Battery Depletions (US)	44				
Performance Note: See page 159 – Performance note on Dual Chamber Pacemakers with Measurement Lock-up ERI					



EnRhythm DR P1501DR

Product Characteristics

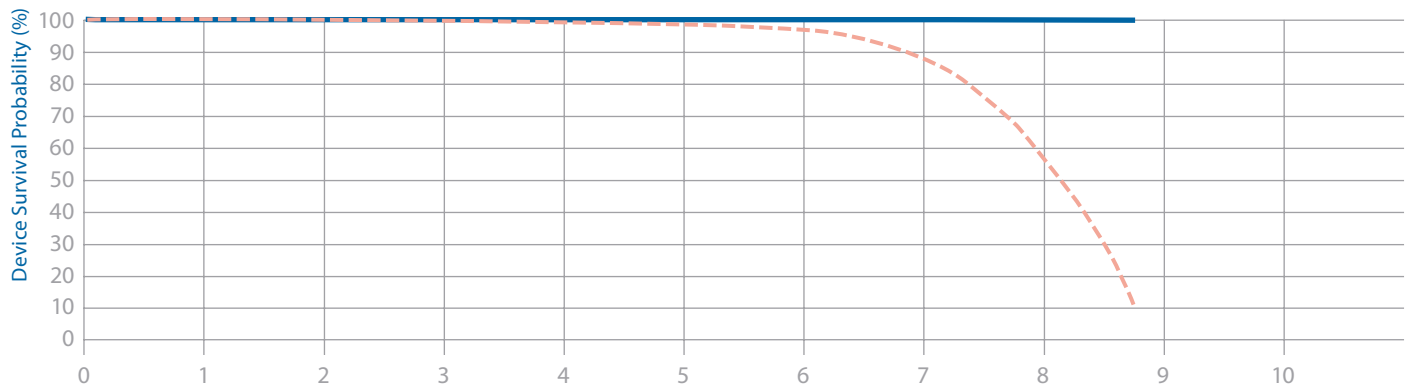
US Market Release	May-05	Malfunctions (US)	2,898	NBG Code	DDDRP
Registered US Implants	109,700	Therapy Function Not Compromised	2,851	Serial Number Prefix	PNP
Estimated Active US Implants	76,300	Battery (183 malfunctions related to advisory)	2,794	Estimated Longevity	See page 78
Normal Battery Depletions (US)	296	Electrical Component (1 malfunction related to advisory)	22		
		Possible Early Battery Depletion (1 malfunction related to advisory)	33		
		Electrical Interconnect	2		
Advisories: See page 148 – 2010 Low Battery Voltage Displayed at Device Interrogation		Therapy Function Compromised	47		
		Battery	5		
		Electrical Component	36		
Performance Note: See page 161 – Anomalies in MOSFET Integrated Circuit Technology		Electrical Interconnect	4		
		Possible Early Battery Depletion	2		



Kappa 400 DR KDR401, KDR403

Product Characteristics

US Market Release	Jan-98	Malfunctions (US)	24	NBG Code	DDD/RO
Registered US Implants	46,800	Therapy Function Not Compromised	14	Serial Number Prefix	PER, PET
Estimated Active US Implants	4,820	Electrical Component	10	Estimated Longevity	See page 78
Normal Battery Depletions (US)	7,619	Electrical Interconnect	1		
Advisories	None	Possible Early Battery Depletion	2		
		Other	1		
		Therapy Function Compromised	10		
		Electrical Component	7		
		Electrical Interconnect	3		

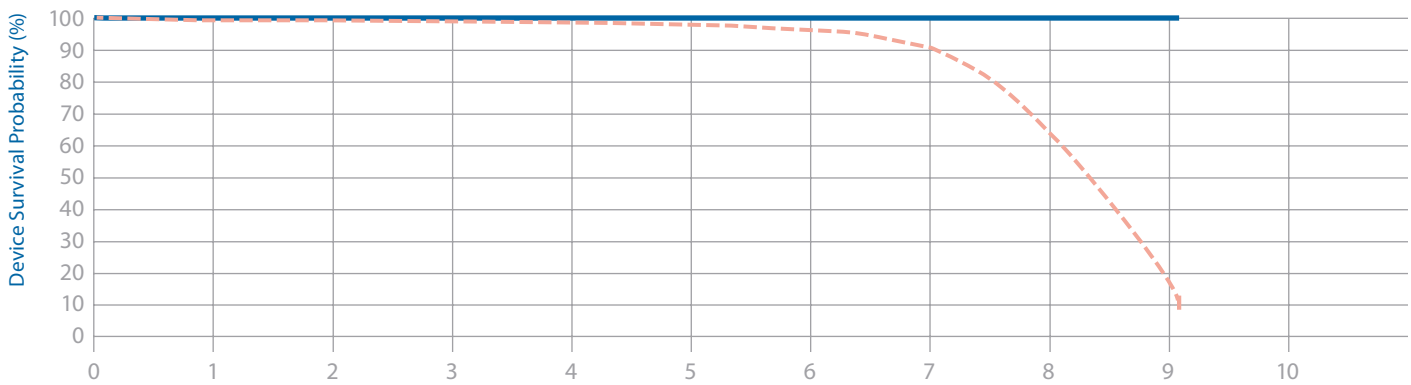


Years After Implant	1 yr	2 yr	3 yr	4 yr	5 yr	6 yr	7 yr	8 yr	at 105 mo
% — Excluding Normal Battery Depletion	100.0	100.0	100.0	100.0	99.9	99.9	99.9	99.9	99.9
% - - - Including Normal Battery Depletion	99.8	99.8	99.6	99.4	98.9	97.2	87.9	56.8	10.8
# Effective Sample Size	42,500	39,300	36,100	33,000	29,600	25,800	19,400	8,370	850

Kappa 400 SR KSR401, KSR403

Product Characteristics

US Market Release	Feb-98	Malfunctions (US)	5	NBG Code	SSIR
Registered US Implants	15,400	Therapy Function Not Compromised	4	Serial Number Prefix	PEU, PGD
Estimated Active US Implants	1,710	Electrical Component	3	Estimated Longevity	See page 78
Normal Battery Depletions (US)	1,435	Possible Early Battery Depletion	1		
Advisories	None	Therapy Function Compromised	1		
		Electrical Interconnect	1		

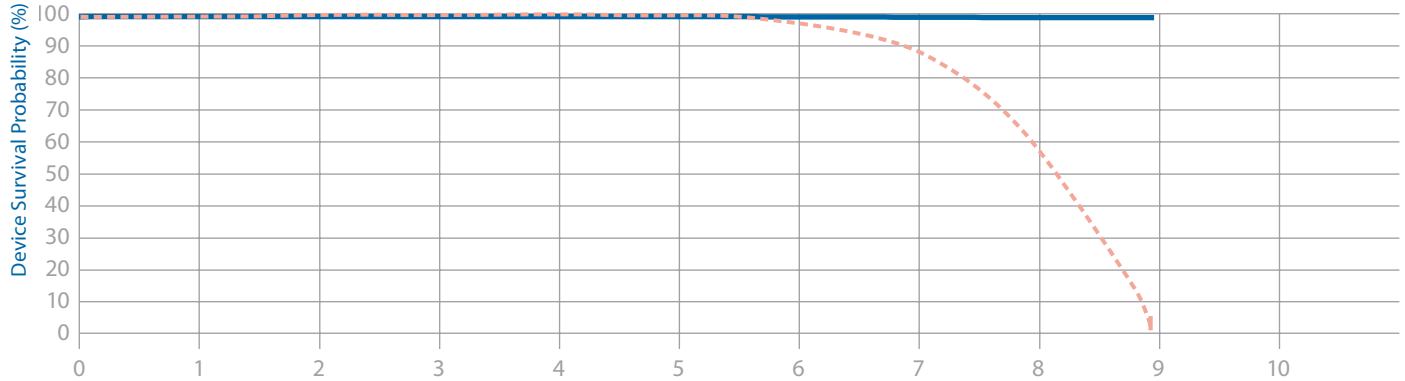


Years After Implant	1 yr	2 yr	3 yr	4 yr	5 yr	6 yr	7 yr	8 yr	9 yr	at 109 mo
% — Excluding Normal Battery Depletion	100.0	100.0	100.0	100.0	100.0	100.0	100.0	100.0	100.0	100.0
% - - - Including Normal Battery Depletion	99.8	99.7	99.5	99.0	98.5	96.8	90.5	63.9	17.0	10.3
# Effective Sample Size	13,000	11,300	9,830	8,550	7,290	5,990	4,490	2,070	200	100

Kappa 600 DR KDR601, KDR603, KDR606

Product Characteristics

US Market Release	Jan-99	Malfunctions (US)	63	NBG Code	DDD/RO
Registered US Implants	25,000	Therapy Function Not Compromised	5	Serial Number Prefix	PHF, PHH, PHG
Estimated Active US Implants	1,930	Electrical Component	4	Estimated Longevity	See page 78
Normal Battery Depletions (US)	3,789	Other	1		
Advisories: See page 157 – 2002 Potential Fractured Power Supply Wires; See also page 151 – 2009 Potential Separation of Interconnect Wires		Therapy Function Compromised	58		
Performance Note: See page 159 – Performance note on Dual Chamber Pacemakers with Measurement Lock-up ERI		Electrical Component	3		
		Electrical Interconnect	55		
		<i>(34 malfunctions related to advisory)</i>			



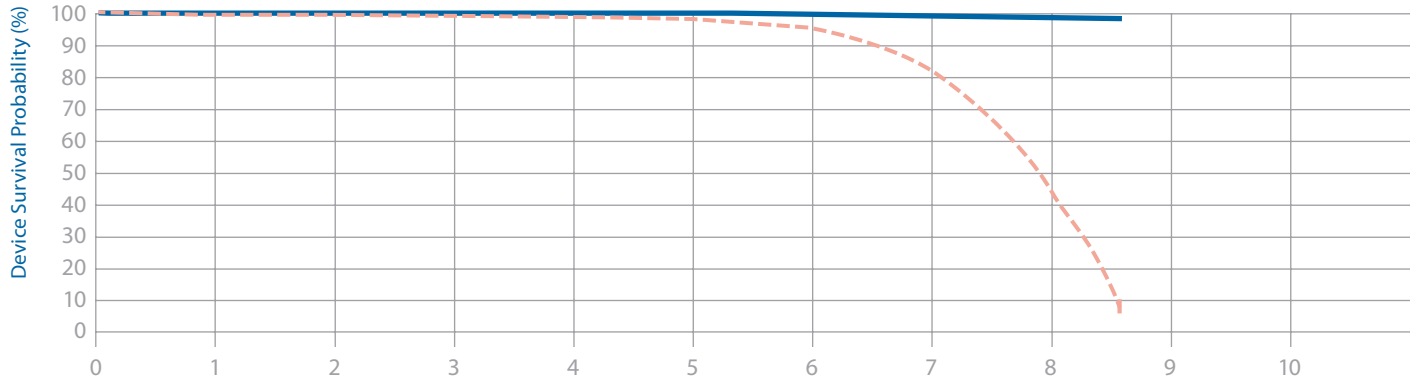
Years After Implant	Excluding Normal Battery Depletion		Including Normal Battery Depletion						
	1 yr	2 yr	3 yr	4 yr	5 yr	6 yr	7 yr	8 yr	at 107 mo
%	100.0	100.0	100.0	99.9	99.9	99.9	99.8	99.7	99.6
%	99.9	99.8	99.8	99.5	98.8	96.9	87.8	57.5	4.9
#	20,900	19,000	17,000	15,200	13,400	11,500	8,790	4,110	240
Effective Sample Size									



Kappa 600 DR KDR651, KDR653

Product Characteristics

US Market Release	Mar-01	Malfunctions (US)	56	NBG Code	DDD/RO
Registered US Implants	16,400	Therapy Function Not Compromised	3	Serial Number Prefix	PLJ, PLK
Estimated Active US Implants	1,340	Electrical Component	1	Estimated Longevity	See page 78
Normal Battery Depletions (US)	2,717	Possible Early Battery Depletion	2		
Advisories: See page 157 – 2002 Potential Fractured Power Supply Wires; See also page 151 – 2009 Potential Separation of Interconnect Wires		Therapy Function Compromised	53		
		Electrical Component	1		
		Electrical Interconnect	52		
		<i>(30 malfunctions related to advisory)</i>			
Performance Note: See page 159 – Performance note on Dual Chamber Pacemakers with Measurement Lock-up ERI					



	Years After Implant	1 yr	2 yr	3 yr	4 yr	5 yr	6 yr	7 yr	8 yr	at 103 mo
%	—	100.0	100.0	100.0	100.0	100.0	99.9	99.7	99.5	99.4
%	- - - -	100.0	99.9	99.8	99.4	98.2	94.9	81.2	43.7	6.3
#		12,500	11,400	10,300	9,160	8,080	6,960	4,960	1,850	170
Effective Sample Size										

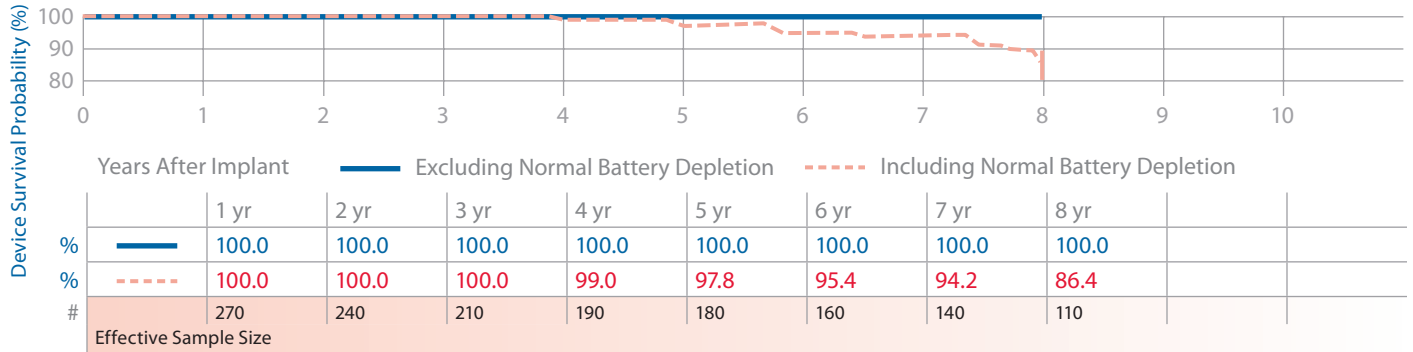
Kappa 700 D KD701, KD703, KD706

Product Characteristics

US Market Release	Jan-99	Malfunctions (US)	0	NBG Code	DDD
Registered US Implants	310	Therapy Function Not Compromised	0	Serial Number Prefix	PHK, PHM, PHL
Estimated Active US Implants	67	Therapy Function Compromised	0	Estimated Longevity	See page 79
Normal Battery Depletions (US)	17				

Advisories: [See page 157](#) – 2002 Potential Fractured Power Supply Wires; [See also page 151](#) – 2009 Potential Separation of Interconnect Wires

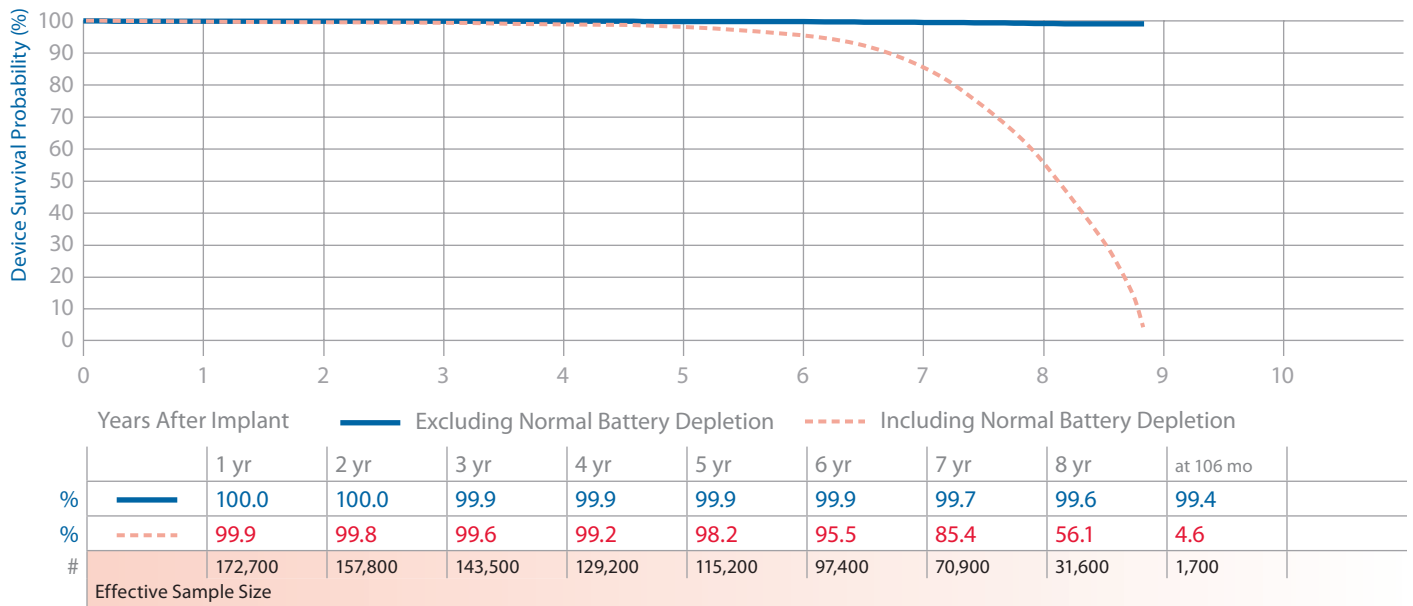
Performance Note: [See page 159](#) – Performance note on Dual Chamber Pacemakers with Measurement Lock-up ERI



Kappa 700 DR KDR701, KDR703, KDR706

Product Characteristics

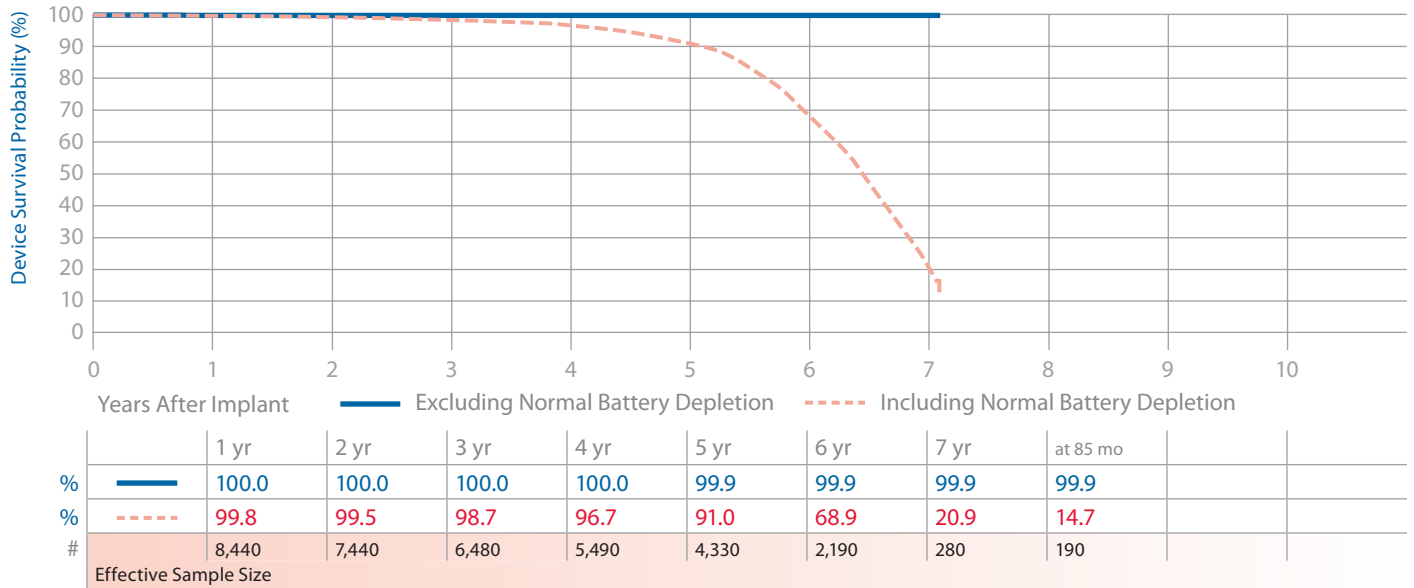
US Market Release	Jan-99	Malfunctions (US)	740	NBG Code	DDD/RO
Registered US Implants	206,300	Therapy Function Not Compromised	38	Serial Number Prefix	PGU, PGY, PGW
Estimated Active US Implants	30,000	Battery	1	Estimated Longevity	See page 79
Normal Battery Depletions (US)	32,080	Electrical Component	27		
Advisories: See page 157 – 2002 Potential Fractured Power Supply Wires; See also page 151 – 2009 Potential Separation of Interconnect Wires		Electrical Interconnect <i>(1 malfunction related to advisory)</i>	3		
		Possible Early Battery Depletion	4		
		Other	3		
Performance Note: See page 159 – Performance note on Dual Chamber Pacemakers with Measurement Lock-up ERI		Therapy Function Compromised	702		
		Electrical Component	17		
		Electrical Interconnect <i>(416 malfunctions related to advisory)</i>	684		
		Possible Early Battery Depletion	1		



Kappa 700 DR KDR721

Product Characteristics

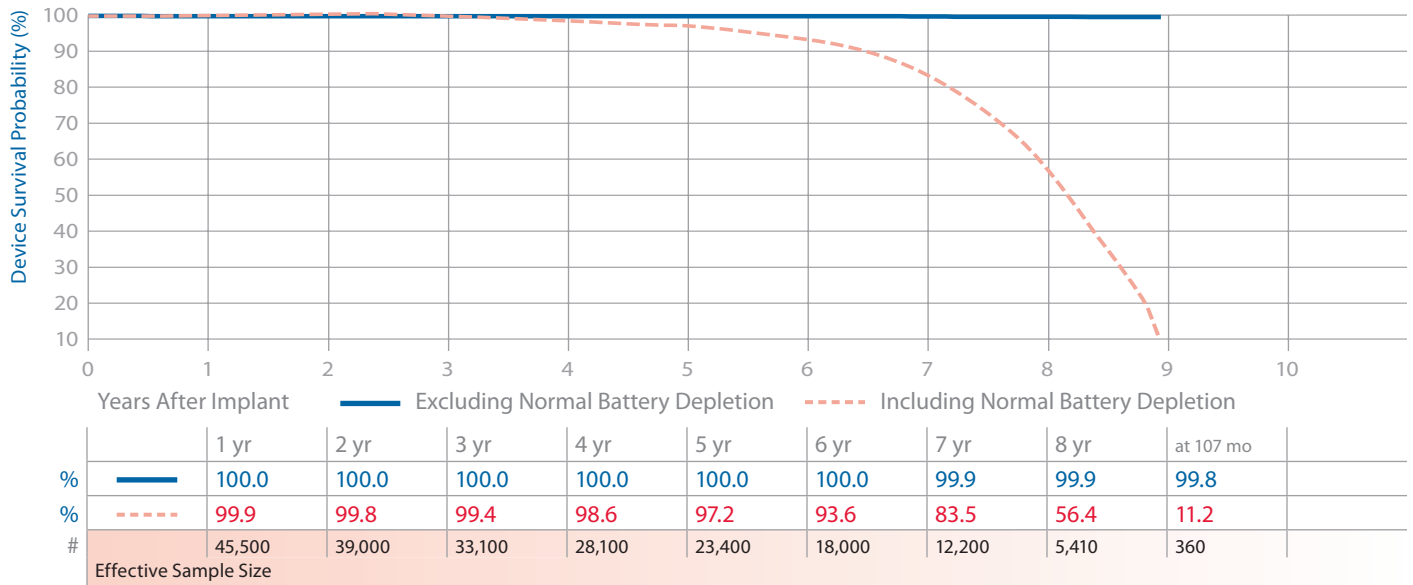
US Market Release	Feb-99	Malfunctions (US)	5	NBG Code	DDD/RO
Registered US Implants	9,830	Therapy Function Not Compromised	1	Serial Number Prefix	PGR
Estimated Active US Implants	780	Electrical Component	1	Estimated Longevity	See page 79
Normal Battery Depletions (US)	1,342	Therapy Function Compromised	4		
Advisories: See page 157 – 2002 Potential Fractured Power Supply Wires; See also page 151 – 2009 Potential Separation of Interconnect Wires		Electrical Interconnect (4 malfunctions related to advisory)	4		
Performance Note: See page 159 – Performance note on Dual Chamber Pacemakers with Measurement Lock-up ERI					



Kappa 700 SR KSR701, KSR703, KSR706

Product Characteristics

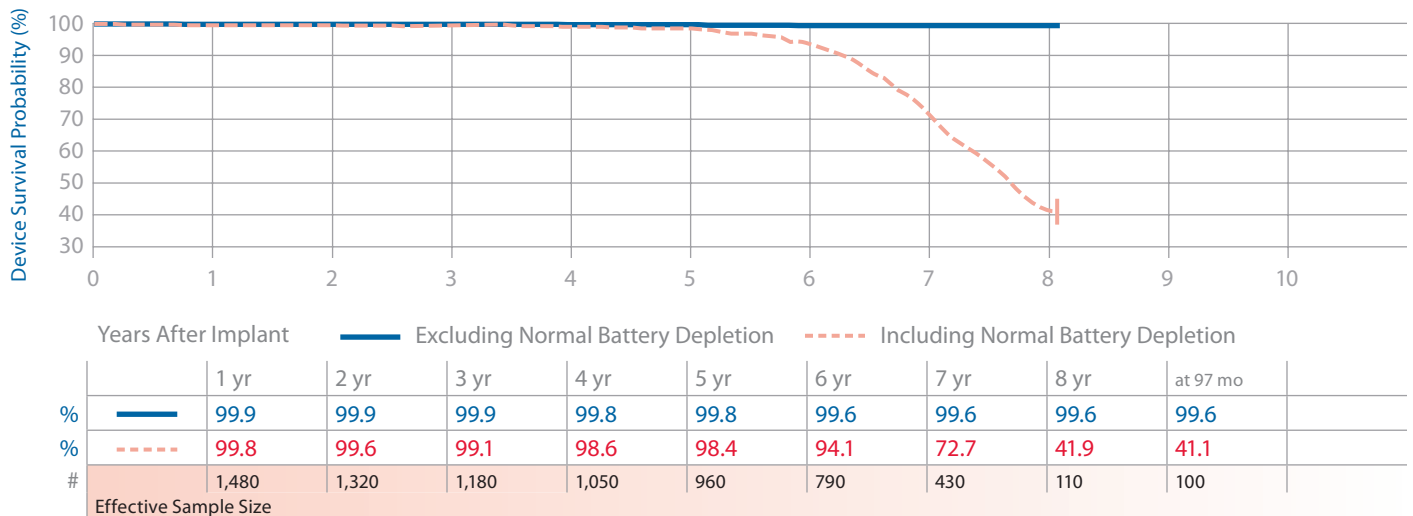
US Market Release	Jan-99	Malfunctions (US)	28	NBG Code	SSIR
Registered US Implants	55,300	Therapy Function Not Compromised	3	Serial Number Prefix	PHT, PHW, PHU
Estimated Active US Implants	6,960	Electrical Component	2	Estimated Longevity	See page 79
Normal Battery Depletions (US)	4,754	Possible Early Battery Depletion	1		
Advisories: See page 151 – 2009 Potential Separation of Interconnect Wires		Therapy Function Compromised	25		
		Electrical Component	4		
		Electrical Interconnect	21		
		<i>(20 malfunctions related to advisory)</i>			



Kappa 700 VDD KVDD701

Product Characteristics

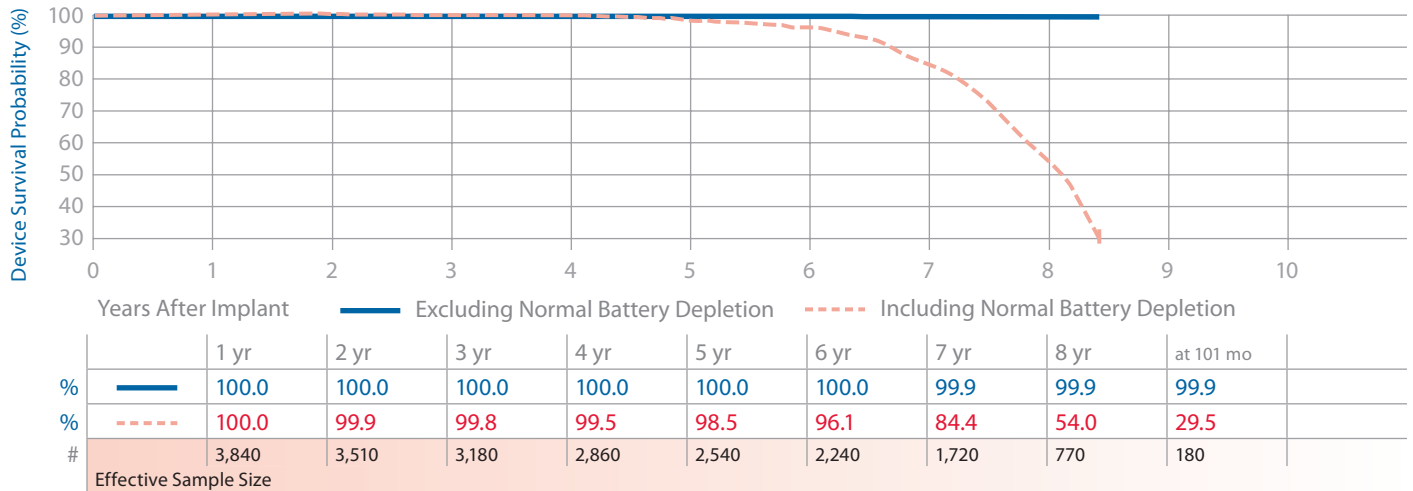
US Market Release	Jan-99	Malfunctions (US)	4	NBG Code	VDD/RO
Registered US Implants	1,690	Therapy Function Not Compromised	0	Serial Number Prefix	PHP
Estimated Active US Implants	210	Therapy Function Compromised	4	Estimated Longevity	See page 79
Normal Battery Depletions (US)	172	Electrical Interconnect	4		
Advisories: See page 157 – 2002 Potential Fractured Power Supply Wires; See also page 151 – 2009 Potential Separation of Interconnect Wires		<i>(4 malfunctions related to advisory)</i>			
Performance Note: See page 159 – Performance note on Dual Chamber Pacemakers with Measurement Lock-up ERI					



Kappa 800 DR KDR801, KDR803

Product Characteristics

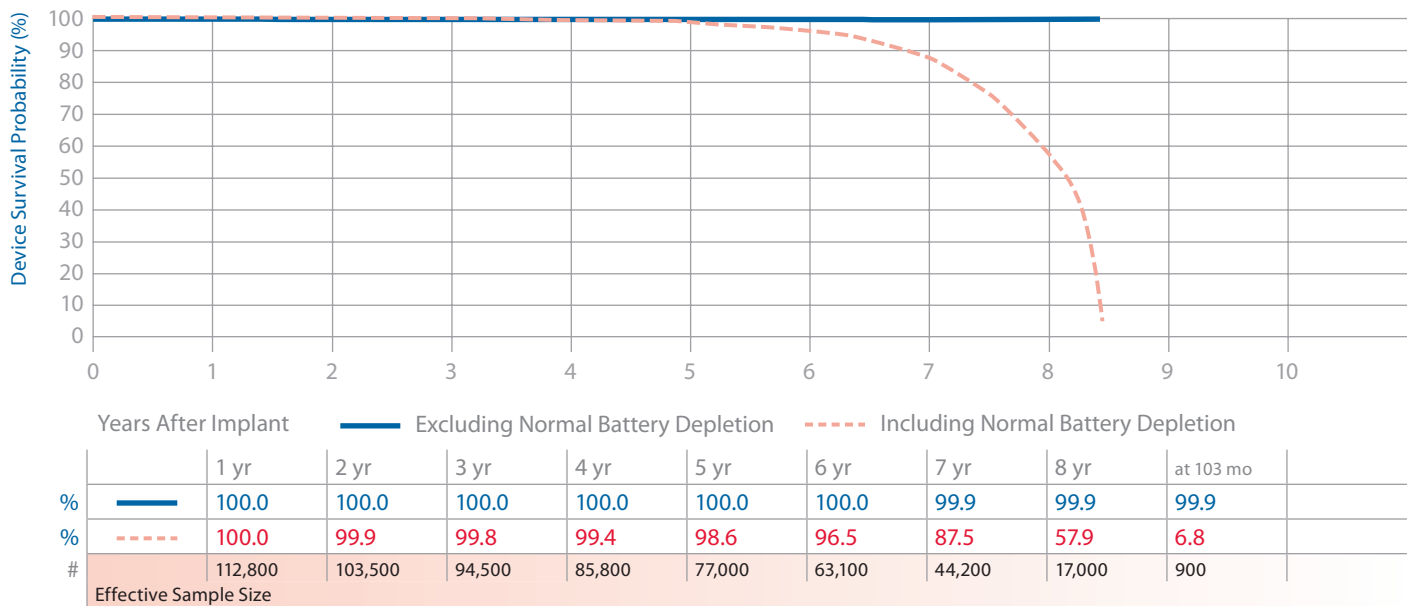
US Market Release	Jan-02	Malfunctions (US)	3	NBG Code	DDD/RO
Registered US Implants	4,280	Therapy Function Not Compromised	0	Serial Number Prefix	PKW, PKY
Estimated Active US Implants	840	Therapy Function Compromised	3	Estimated Longevity	See page 79
Normal Battery Depletions (US)	592	Electrical Interconnect	3		
Performance Note: See page 159 – Performance note on Dual Chamber Pacemakers with Measurement Lock-up ERI					



Kappa 900 DR KDR901, KDR903, KDR906

Product Characteristics

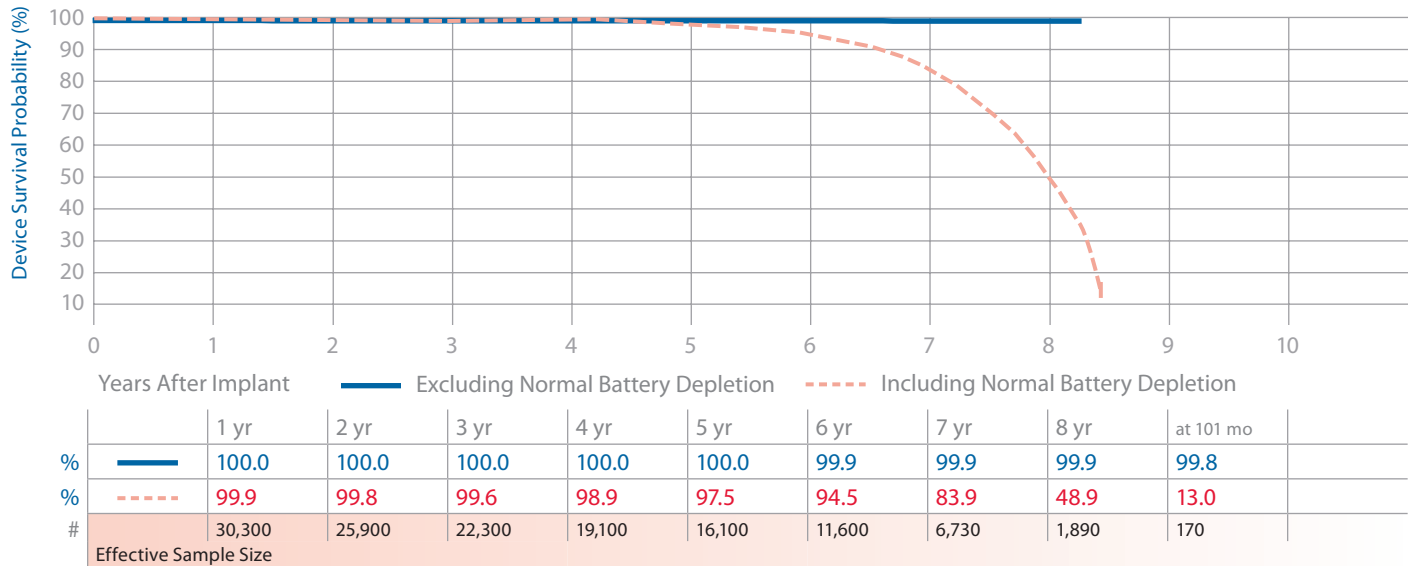
US Market Release	Jan-02	Malfunctions (US)	74	NBG Code	DDR/RO
Registered US Implants	125,400	Therapy Function Not Compromised	18	Serial Number Prefix	PKM, PKN, PKP
Estimated Active US Implants	37,800	Electrical Component	16	Estimated Longevity	See page 79
Normal Battery Depletions (US)	13,888	Electrical Interconnect	1		
Performance Note: See page 159 – Performance note on Dual Chamber Pacemakers with Measurement Lock-up ERI					
		Other	1		
		Therapy Function Compromised	56		
		Electrical Component	11		
		Electrical Interconnect	45		



Kappa 900 SR KSR901, KSR903, KSR906

Product Characteristics

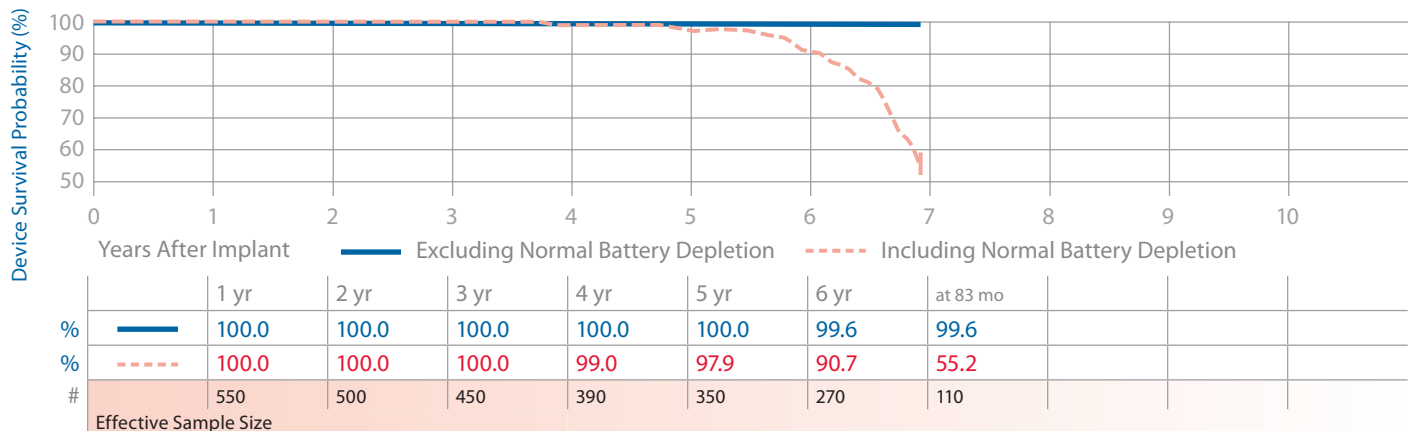
US Market Release	Jan-02	Malfunctions (US)	17	NBG Code	SSIR
Registered US Implants	37,000	Therapy Function Not Compromised	9	Serial Number Prefix	PLF, PLG, PLH
Estimated Active US Implants	8,120	Electrical Component	7	Estimated Longevity	See page 79
Normal Battery Depletions (US)	2,376	Electrical Interconnect (1 malfunction related to advisory)	1		
Advisories: See page 151 – 2009 Potential Separation of Interconnect Wires		Possible Early Battery Depletion	1		
		Therapy Function Compromised	8		
		Electrical Interconnect (7 malfunctions related to advisory)	8		



Kappa 900 VDD KVDD901

Product Characteristics

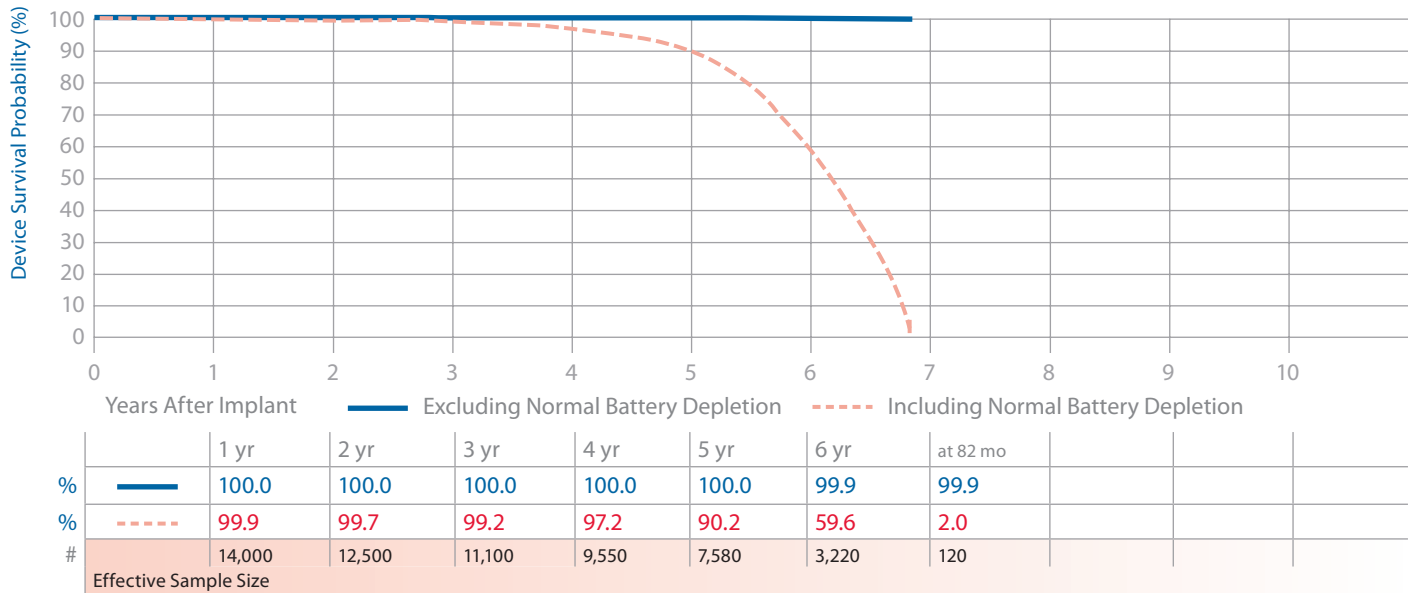
US Market Release	Jan-02	Malfunctions (US)	2	NBG Code	VDD
Registered US Implants	650	Therapy Function Not Compromised	2	Serial Number Prefix	PLE
Estimated Active US Implants	77	Software/Firmware Malfunction	1	Estimated Longevity	See page 79
Normal Battery Depletions (US)	80	Other	1		
Advisories: See page 151 – 2009 Potential Separation of Interconnect Wires		Therapy Function Compromised	0		
	Performance Note: See page 159 – Performance note on Dual Chamber Pacemakers with Measurement Lock-up ERI				



Kappa 920 DR KDR921

Product Characteristics

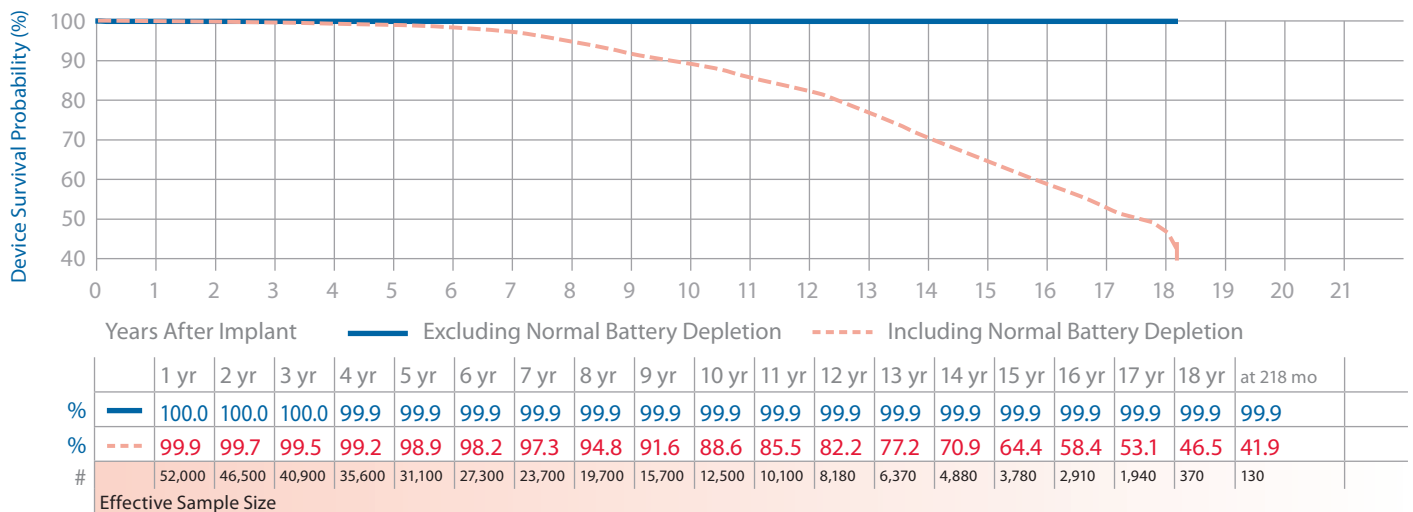
US Market Release	Jan-02	Malfunctions (US)	4	NBG Code	DDD/RO
Registered US Implants	16,300	Therapy Function Not Compromised	1	Serial Number Prefix	PKR
Estimated Active US Implants	1,860	Electrical Component	1		
Normal Battery Depletions (US)	2,633	Therapy Function Compromised	3	Estimated Longevity	See page 79
Advisories: See page 151 – 2009 Potential Separation of Interconnect Wires		Electrical Interconnect (3 malfunctions related to advisory)	3		
Performance Note: See page 159 – Performance note on Dual Chamber Pacemakers with Measurement Lock-up ERI					



Legend II 8424, 8426, 8427

Product Characteristics

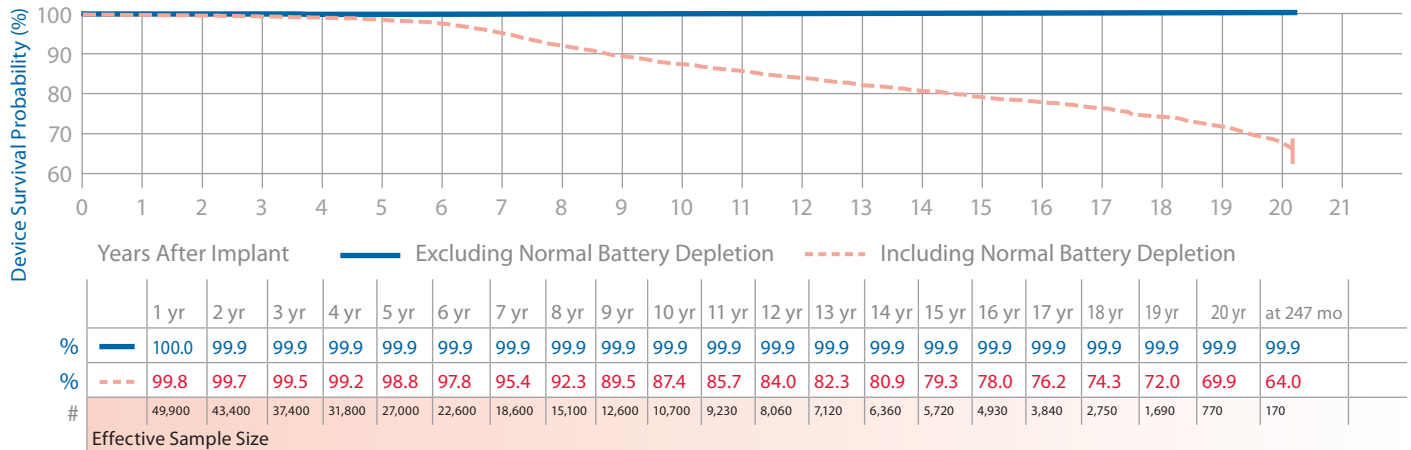
US Market Release	Nov-91	Malfunctions (US)	35	NBG Code	SSIRO
Registered US Implants	58,600	Therapy Function Not Compromised	24	Serial Number Prefix	2P, 2T, 2U
Estimated Active US Implants	5,830	Battery Malfunction	2	Estimated Longevity	See page 79
Normal Battery Depletions (US)	2,611	Electrical Component	18		
Advisories	None	Possible Early Battery Depletion	4		
		Therapy Function Compromised	11		
		Electrical Component	9		
		Electrical Interconnect	2		



Minix/Minix ST 8340, 8341, 8341M, 8342, 8330, 8331, 8331M

Product Characteristics

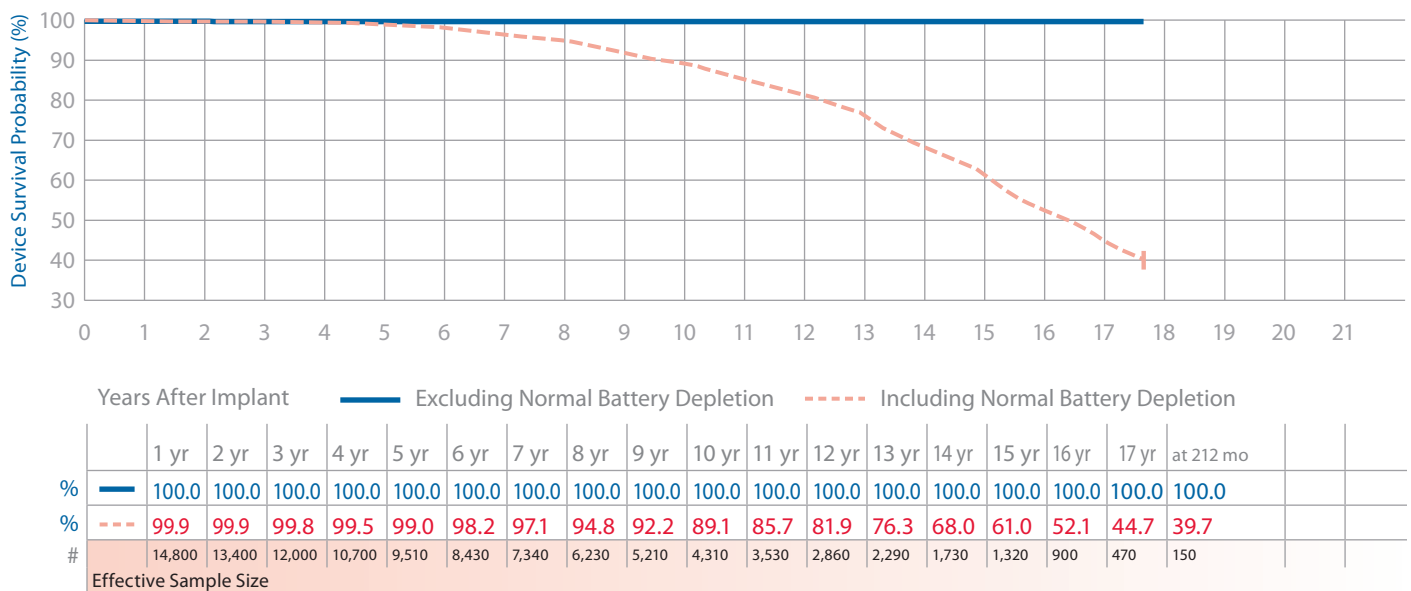
US Market Release	Nov-88	Malfunions (US)	50	NBG Code	SSICO, VVICO
Registered US Implants	58,600	Therapy Function Not Compromised	15	Serial Number Prefix	UQ, US, 8W, UU, UV, UX, 7W
Estimated Active US Implants	7,470	Electrical Component	13	Estimated Longevity	See page 79
Normal Battery Depletions (US)	1,768	Battery Malfunction	1		
Advisories: See page 158 – 1991 Potential Delayed Restoration of Permanent Settings		Possible Early Battery Depletion	1		
		Therapy Function Compromised	35		
		Electrical Component	32		
		Electrical Interconnect	1		
		Battery Malfunction	1		
		Other	1		



Minuet 7107, 7108

Product Characteristics

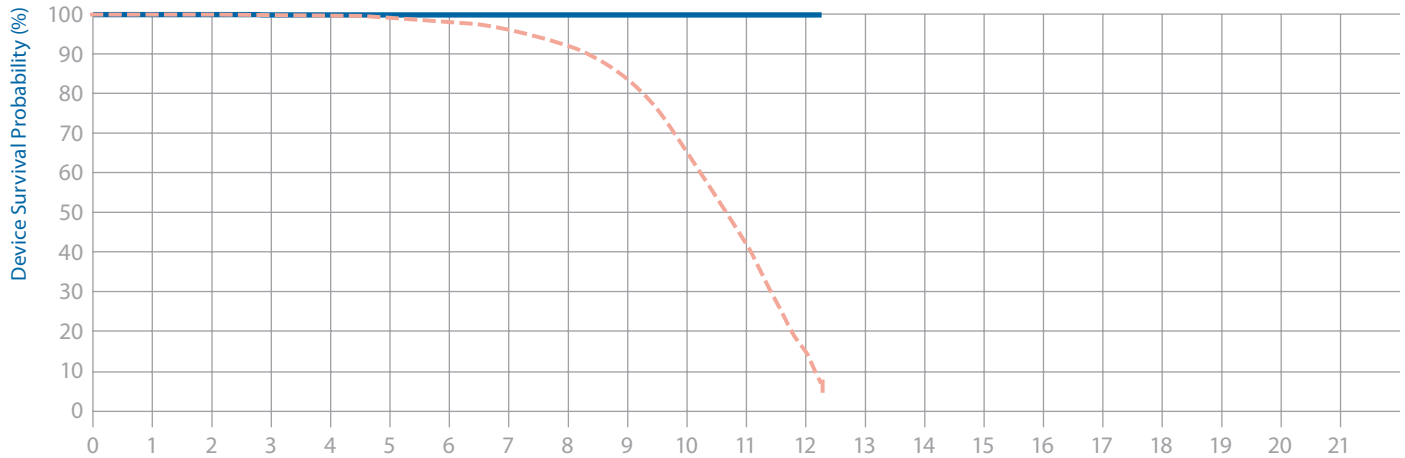
US Market Release	Mar-92	Malfunions (US)	3	NBG Code	DDDCO
Registered US Implants	16,800	Therapy Function Not Compromised	3	Serial Number Prefix	1Z1, 2G1
Estimated Active US Implants	1,930	Electrical Component	2	Estimated Longevity	See page 79
Normal Battery Depletions (US)	973	Possible Early Battery Depletion	1		
Advisories	None	Therapy Function Compromised	0		



Preva DR 7088, 7089

Product Characteristics

US Market Release	Jul-96	Malfunctions (US)	4	NBG Code	DDD/RO
Registered US Implants	25,500	Therapy Function Not Compromised	0	Serial Number Prefix	PGJ, PGK
Estimated Active US Implants	2,470	Therapy Function Compromised	4	Estimated Longevity	See page 79
Normal Battery Depletions (US)	2,886	Electrical Component	2		
Advisories	None	Electrical Interconnect	2		



Years After Implant — Excluding Normal Battery Depletion - - - Including Normal Battery Depletion

	1 yr	2 yr	3 yr	4 yr	5 yr	6 yr	7 yr	8 yr	9 yr	10 yr	11 yr	12 yr	at 147 mo
% —	100.0	100.0	100.0	100.0	100.0	100.0	100.0	100.0	100.0	100.0	100.0	100.0	100.0
% - - -	99.8	99.8	99.5	99.3	98.7	97.7	96.2	92.4	84.5	66.4	41.6	14.0	5.5
#	22,200	20,100	18,000	16,000	14,100	12,400	10,700	8,920	6,860	4,330	2,000	390	120

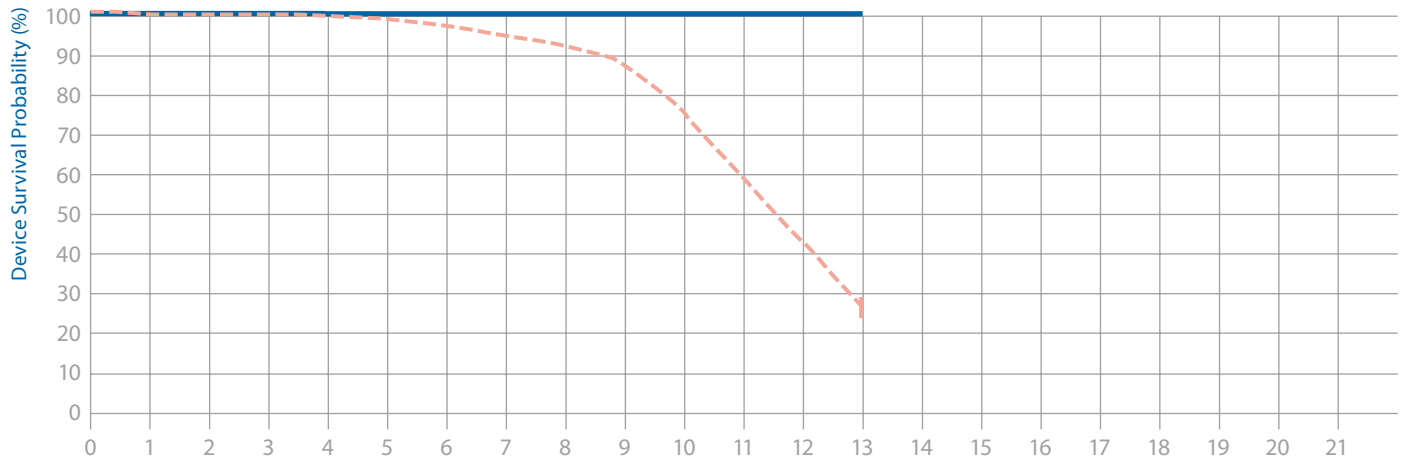
Effective Sample Size



Preva SR 8088, 8089

Product Characteristics

US Market Release	Jul-96	Malfunctions (US)	1	NBG Code	SSIR
Registered US Implants	17,800	Therapy Function Not Compromised	0	Serial Number Prefix	PGL, PGM
Estimated Active US Implants	1,620	Therapy Function Compromised	1	Estimated Longevity	See page 79
Normal Battery Depletions (US)	1,089	Possible Early Battery Depletion	1		
Advisories	None				



Years After Implant — Excluding Normal Battery Depletion - - - Including Normal Battery Depletion

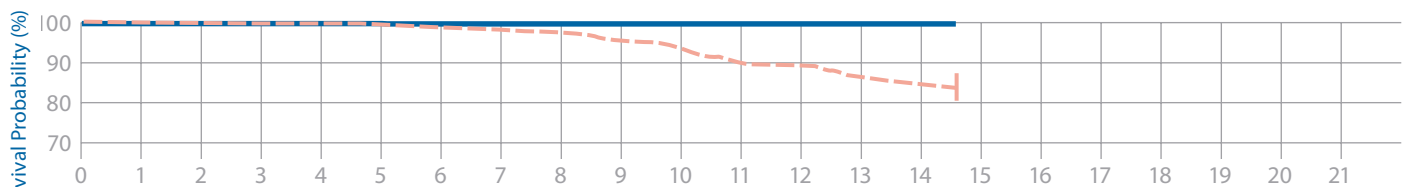
	1 yr	2 yr	3 yr	4 yr	5 yr	6 yr	7 yr	8 yr	9 yr	10 yr	11 yr	12 yr	13 yr						
%	100.0	100.0	100.0	100.0	100.0	100.0	100.0	100.0	100.0	100.0	100.0	100.0	100.0						
%	99.8	99.7	99.4	99.0	98.3	97.2	95.0	92.1	87.3	75.2	59.1	43.3	26.3						
#	14,600	12,400	10,600	8,910	7,510	6,310	5,240	4,240	3,360	2,350	1,440	820	150						

Effective Sample Size

Prevail S 8085, 8086

Product Characteristics

US Market Release	Oct-95	Malfunctions (US)	1	NBG Code	SSI
Registered US Implants	4,190	Therapy Function Not Compromised	0	Serial Number Prefix	PEY, PFA
Estimated Active US Implants	460	Therapy Function Compromised	1	Estimated Longevity	See page 79
Normal Battery Depletions (US)	58	Electrical Component	1		
Advisories	None				



Years After Implant — Excluding Normal Battery Depletion - - - Including Normal Battery Depletion

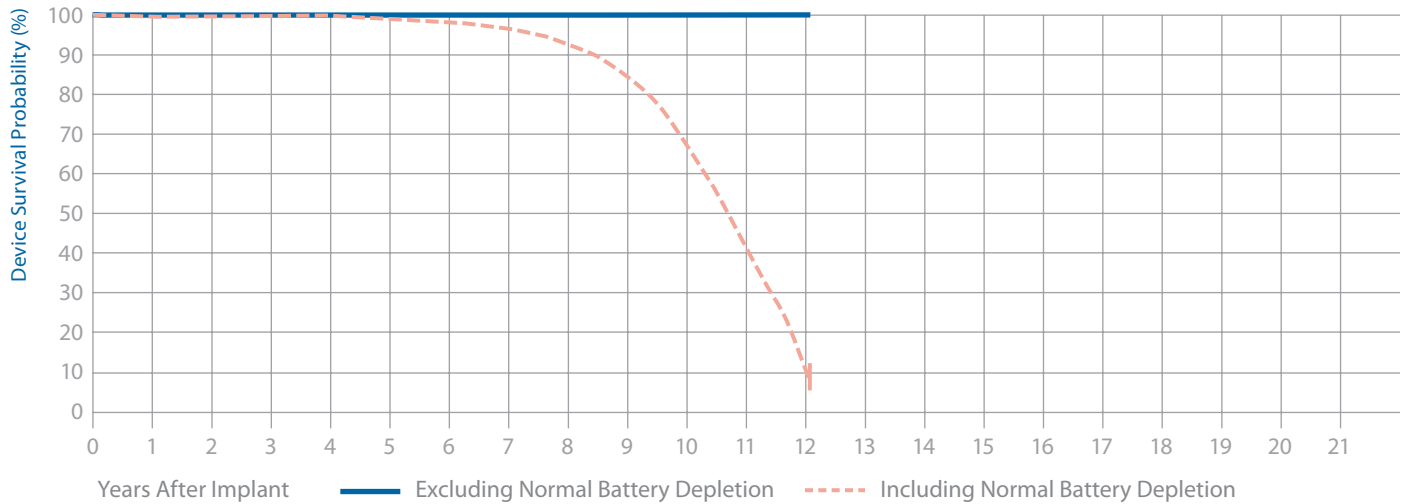
	1 yr	2 yr	3 yr	4 yr	5 yr	6 yr	7 yr	8 yr	9 yr	10 yr	11 yr	12 yr	13 yr	14 yr	at 175 mo				
%	100.0	100.0	100.0	100.0	99.9	99.9	99.9	99.9	99.9	99.9	99.9	99.9	99.9	99.9	99.9				
%	99.7	99.6	99.6	99.6	99.1	98.9	97.9	96.8	95.2	92.8	90.0	89.3	86.5	84.8	83.9				
#	3,190	2,550	2,070	1,690	1,350	1,110	940	810	690	600	500	440	340	210	110				

Effective Sample Size

Prodigy DR 7860, 7861, 7862

Product Characteristics

US Market Release	Oct-95	Malfunctions (US)	11	NBG Code	DDD/RO
Registered US Implants	37,400	Therapy Function Not Compromised	5	Serial Number Prefix	PDH, PDJ, PDK
Estimated Active US Implants	3,140	Electrical Component	2		
Normal Battery Depletions (US)	3,949	Possible Early Battery Depletion	2	Estimated Longevity	See page 80
Advisories	None	Other	1		
		Therapy Function Compromised	6		
		Electrical Component	2		
		Electrical Interconnect	4		



	1 yr	2 yr	3 yr	4 yr	5 yr	6 yr	7 yr	8 yr	9 yr	10 yr	11 yr	12 yr	at 145 mo						
%	100.0	100.0	100.0	100.0	100.0	100.0	100.0	100.0	100.0	100.0	100.0	100.0	100.0						
%	99.9	99.8	99.6	99.3	98.7	97.9	96.3	92.4	84.6	68.4	42.1	10.8	7.8						
#	33,000	29,900	27,000	24,100	21,200	18,600	16,000	13,200	9,820	6,220	2,580	340	190						

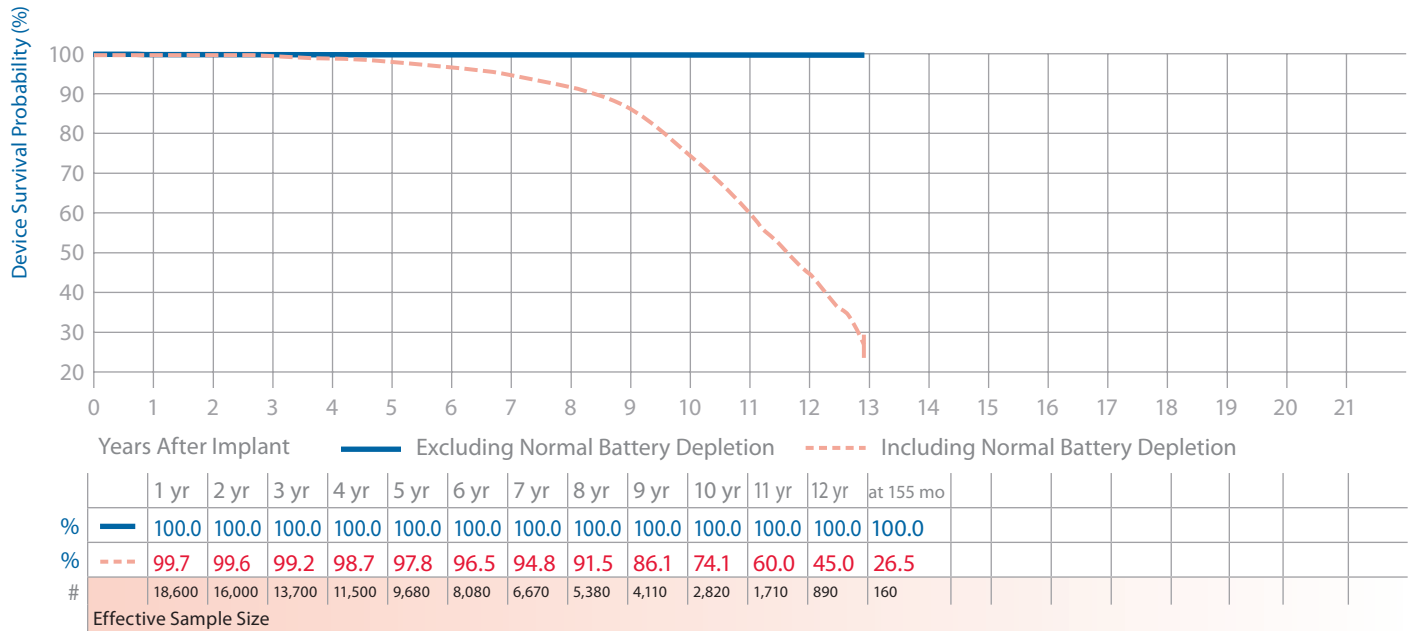
Effective Sample Size



Prodigy SR 8158, 8160, 8161, 8162

Product Characteristics

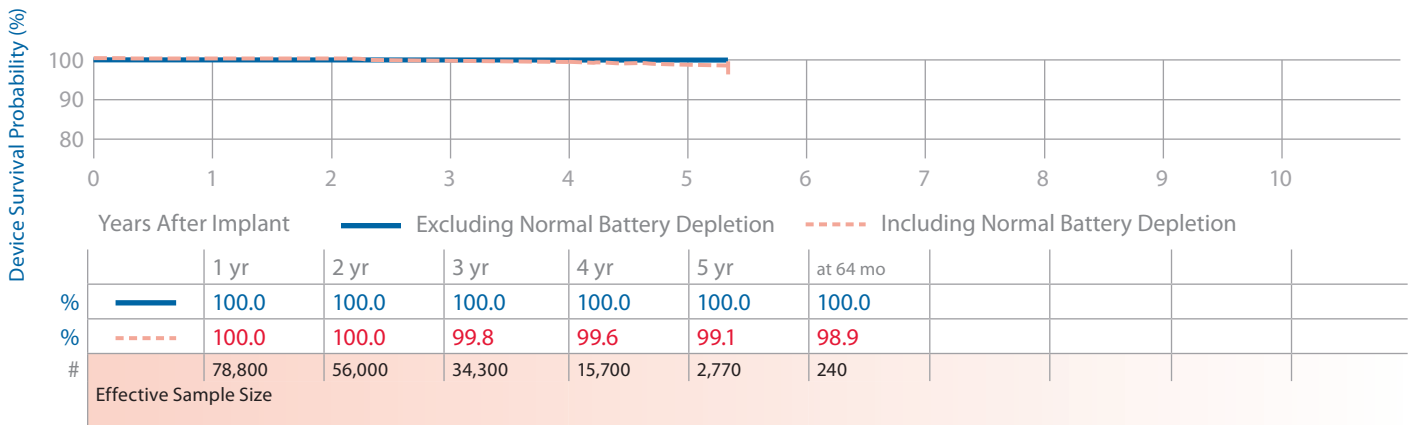
US Market Release	Oct-95	Malfunctions (US)	4	NBG Code	SSIR
Registered US Implants	22,300	Therapy Function Not Compromised	2	Serial Number Prefix	PEM, PED, PEE, PEF
Estimated Active US Implants	2,350	Battery Malfunction	1		
		Possible Early Battery Depletion	1		
Normal Battery Depletions (US)	1,348	Therapy Function Compromised	2	Estimated Longevity	See page 80
Advisories	None	Electrical Component	1		
		Electrical Interconnect	1		



Sensia DR SEDR01, SED01

Product Characteristics

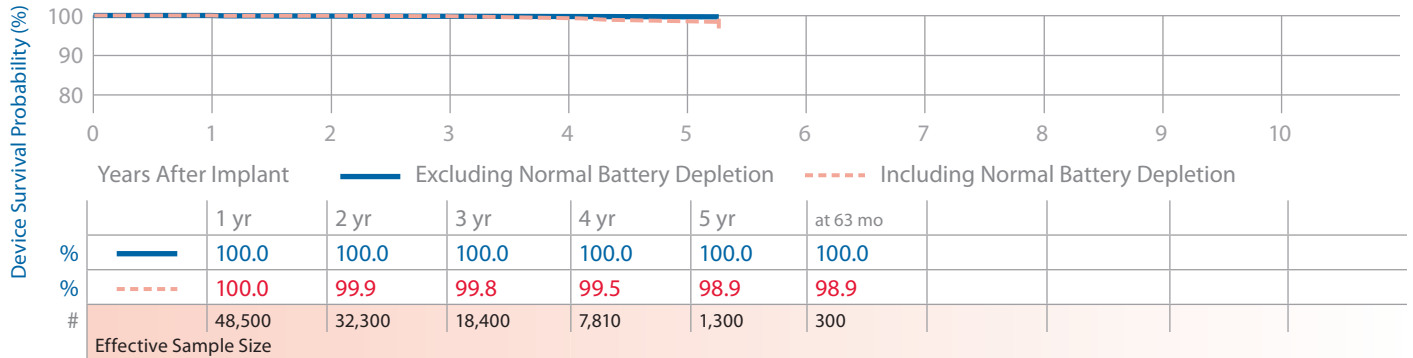
US Market Release	Jul-06	Malfunctions (US)	12	NBG Code	DDD, DDDR
Registered US Implants	103,500	Therapy Function Not Compromised	8	Serial Number Prefix	PWL, PWK, NWL, NWK
Estimated Active US Implants	79,900	Electrical Component	8		
Normal Battery Depletions (US)	75	Therapy Function Compromised	4	Estimated Longevity	See page 80
Performance Note: See page 159 –		Electrical Component	3		
Performance note on Dual Chamber Pacemakers with Measurement Lock-up ERI		Electrical Interconnect	1		



Sensia SR SESR01, SES01

Product Characteristics

US Market Release	Jul-06	Malfunctions (US)	4	NBG Code	SSIR, SSI
Registered US Implants	69,700	Therapy Function Not Compromised	3	Serial Number Prefix	PWR, PWS, NWR, NWS
Estimated Active US Implants	49,200	Electrical Component	3		
Normal Battery Depletions (US)	60	Therapy Function Compromised	1	Estimated Longevity	See page 80
Advisories	None	Electrical Interconnect	1		

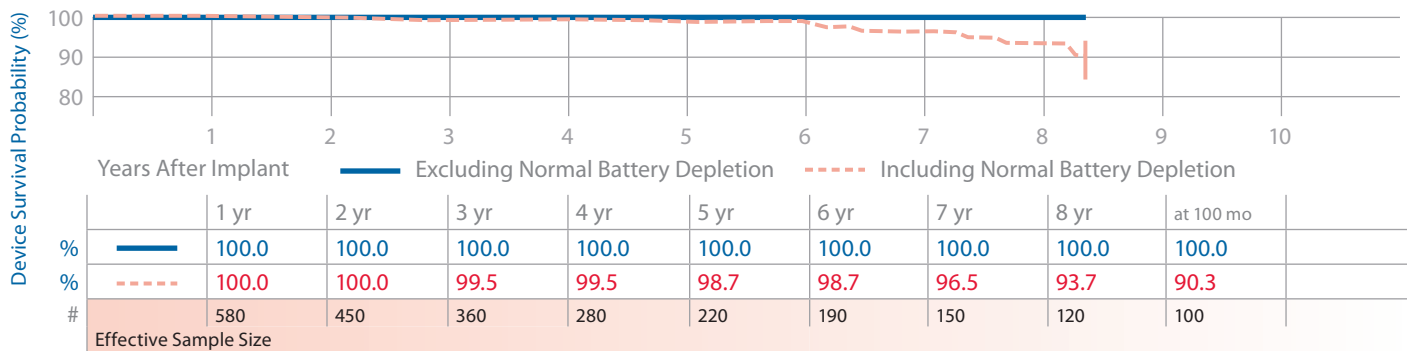


Sigma 100 S SS103, SS106

Product Characteristics

US Market Release	Aug-99	Malfunctions (US)	0	NBG Code	SSI
Registered US Implants	790	Therapy Function Not Compromised	0	Serial Number Prefix	PJG, PJH
Estimated Active US Implants	100	Therapy Function Compromised	0	Estimated Longevity	See page 80
Normal Battery Depletions (US)	18				

Advisories: [See page 155](#) – 2005 Potential Separation of Interconnect Wires

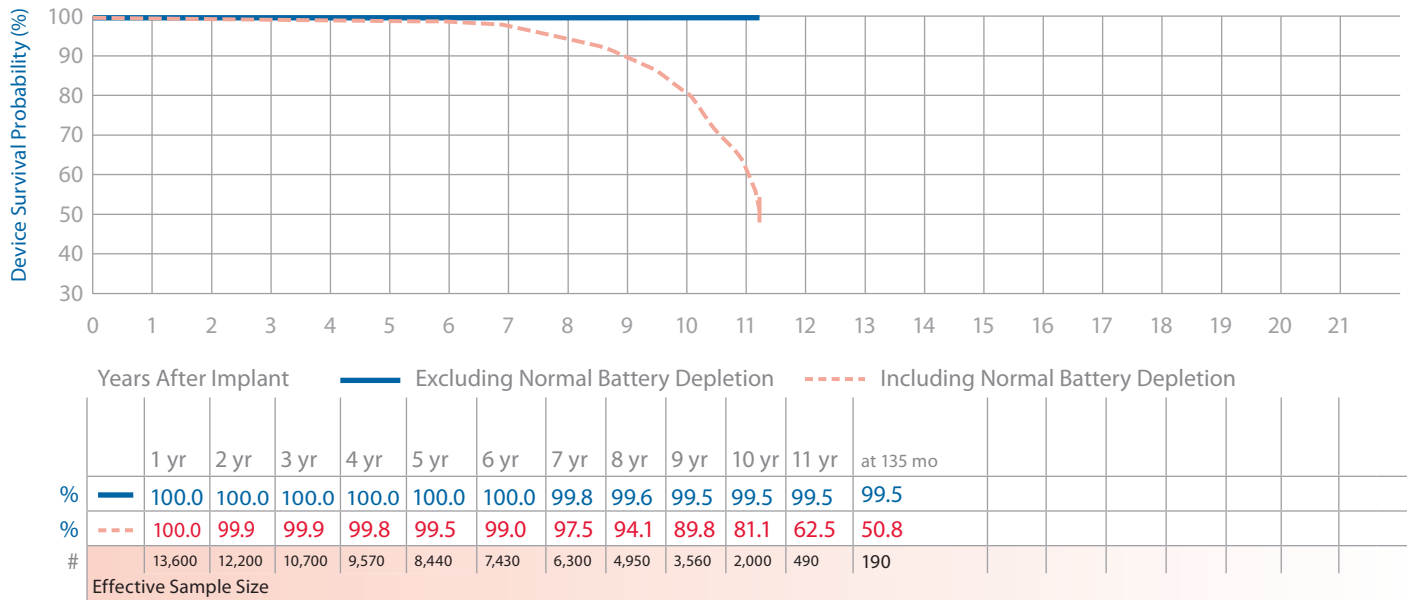


Sigma 200 DR SDR203

Product Characteristics

US Market Release	Aug-99	Malfunctions (US)	31	NBG Code	DDD/RO
Registered US Implants	15,800	Therapy Function Not Compromised	1	Serial Number Prefix	PJD
Estimated Active US Implants	3,940	Electrical Component	1	Estimated Longevity	See page 80
Normal Battery Depletions (US)	599	Therapy Function Compromised	30		
		Electrical Component	1		
		Electrical Interconnect	29		
		<i>(19 malfunctions related to advisory)</i>			

Advisories: [See page 155](#) – 2005 Potential Separation of Interconnect Wires; [See also page 151](#) – 2009 Potential Separation of Interconnect Wires

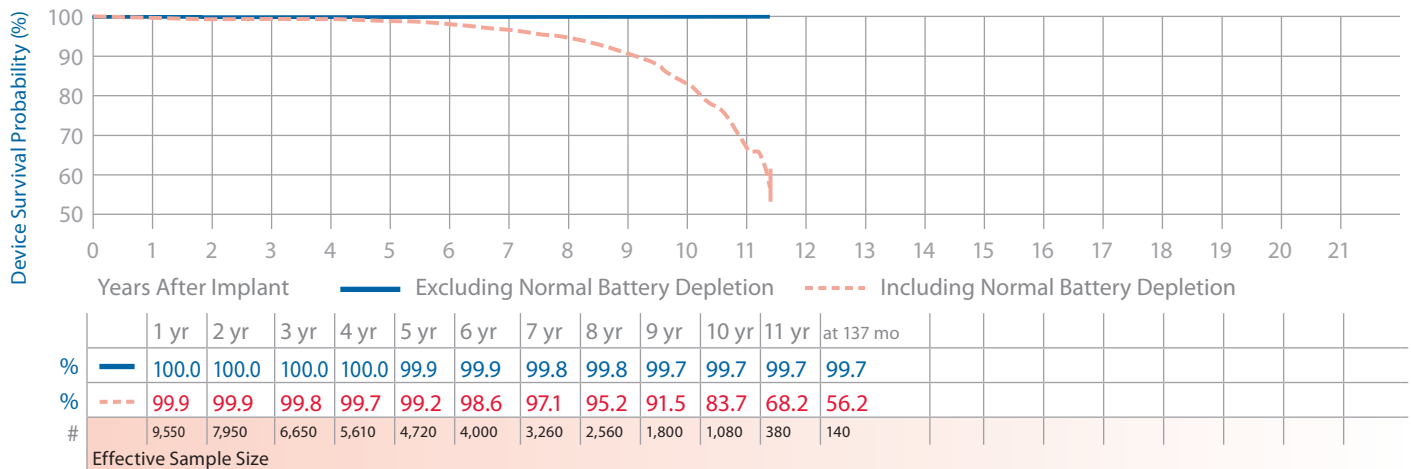


Sigma 200 SR SSR203, SS203

Product Characteristics

US Market Release	Sep-99	Malfunctions (US)	11	NBG Code	SSIR
Registered US Implants	12,100	Therapy Function Not Compromised	0	Serial Number Prefix	PJG
Estimated Active US Implants	2,110	Therapy Function Compromised	11	Estimated Longevity	See page 80
Normal Battery Depletions (US)	285	Electrical Interconnect	11		
		<i>(11 malfunctions related to advisory)</i>			

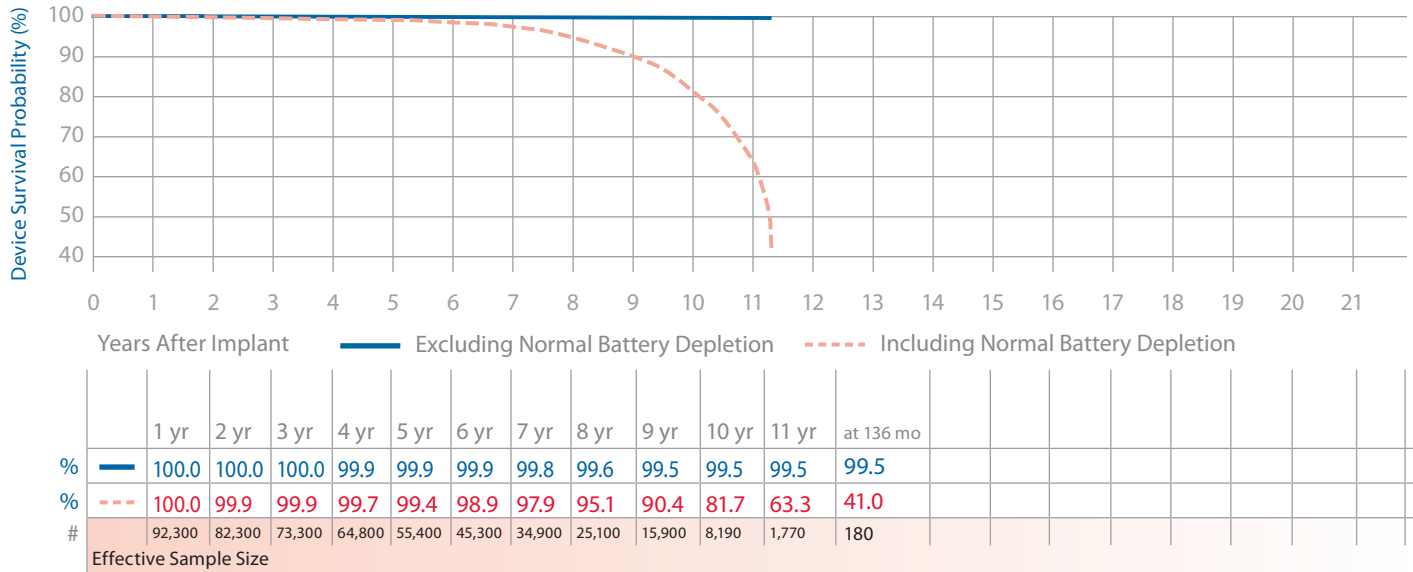
Advisories: [See page 155](#) – 2005 Potential Separation of Interconnect Wires; [See also page 151](#) – 2009 Potential Separation of Interconnect Wires



Sigma 300 DR SDR303, SDR306

Product Characteristics

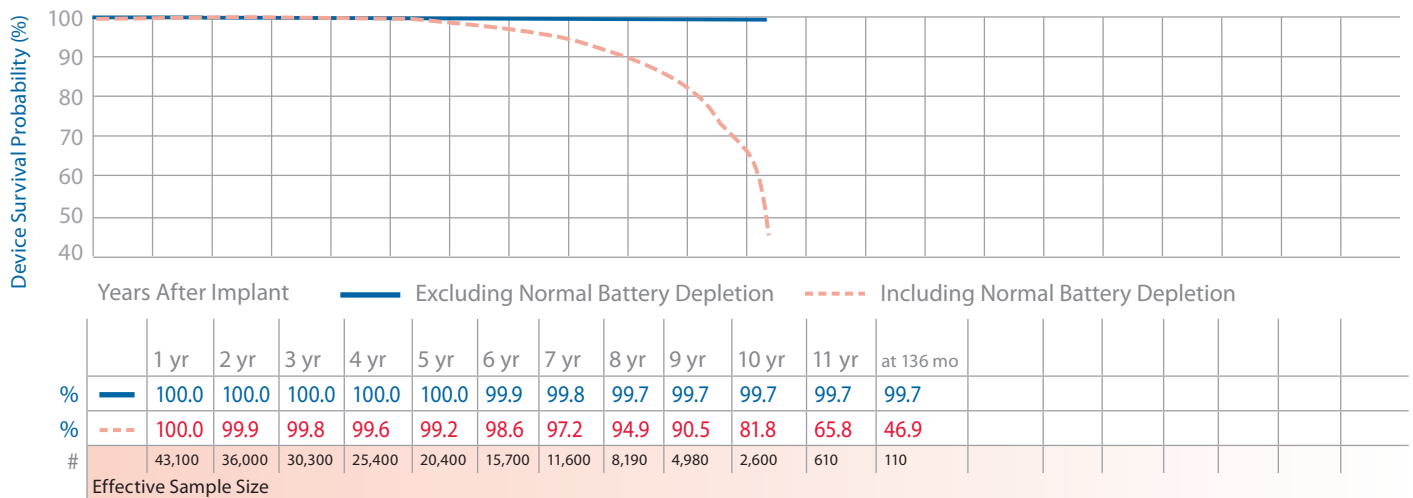
US Market Release	Aug-99	Malfunctions (US)	208	NBG Code	DDD/RO
Registered US Implants	106,700	Therapy Function Not Compromised	10	Serial Number Prefix	PJD, PJE
Estimated Active US Implants	34,300	Electrical Component	5	Estimated Longevity	See page 80
Normal Battery Depletions (US)	2,523	Electrical Interconnect	4		
Advisories: See page 155 – 2005 Potential Separation of Interconnect Wires; See also page 151 – 2009 Potential Separation of Interconnect Wires		Possible Early Battery Depletion	1		
		Therapy Function Compromised	198		
		Electrical Component	8		
		Electrical Interconnect	190		
		<i>(145 malfunctions related to advisory)</i>			



Sigma 300 SR SSR303, SSR306

Product Characteristics

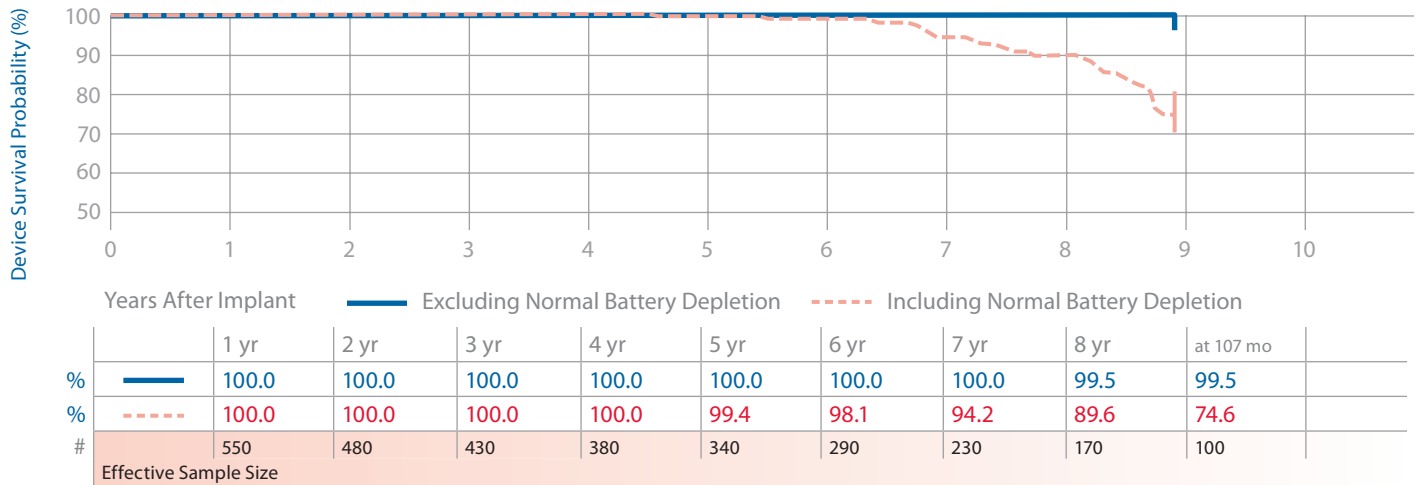
US Market Release	Aug-99	Malfunctions (US)	48	NBG Code	SSIR
Registered US Implants	54,100	Therapy Function Not Compromised	3	Serial Number Prefix	PJG, PJH
Estimated Active US Implants	12,300	Electrical Component	1	Estimated Longevity	See page 80
Normal Battery Depletions (US)	872	Electrical Interconnect	1		
Advisories: See page 155 – 2005 Potential Separation of Interconnect Wires; See also page 151 – 2009 Potential Separation of Interconnect Wires		Other	1		
		Therapy Function Compromised	45		
		Electrical Component	3		
		Electrical Interconnect	42		
		<i>(37 malfunctions related to advisory)</i>			



Sigma 300 VDD SVDD303

Product Characteristics

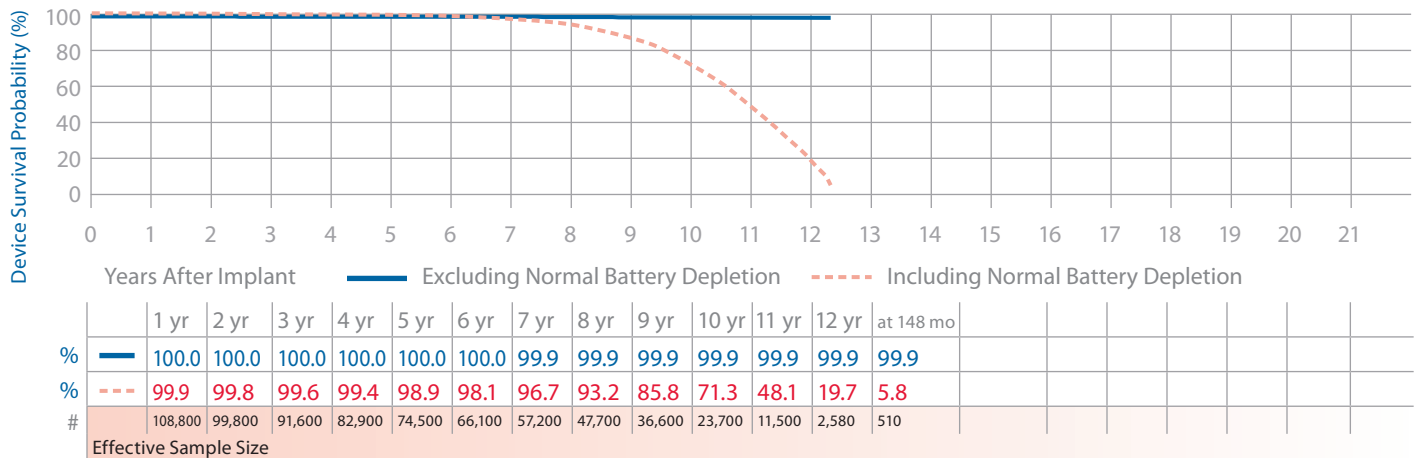
US Market Release	Sep-99	Malfunctions (US)	1	NBG Code	VDDD
Registered US Implants	640	Therapy Function Not Compromised	0	Serial Number Prefix	PJD
Estimated Active US Implants	110	Therapy Function Compromised	1	Estimated Longevity	See page 80
Normal Battery Depletions (US)	49	Electrical Interconnect	1		
Advisories: See page 155 – 2005 Potential Separation of Interconnect Wires		<i>(1 malfunction related to advisory)</i>			



Thera-i DR 7960i, 7961i, 7962i

Product Characteristics

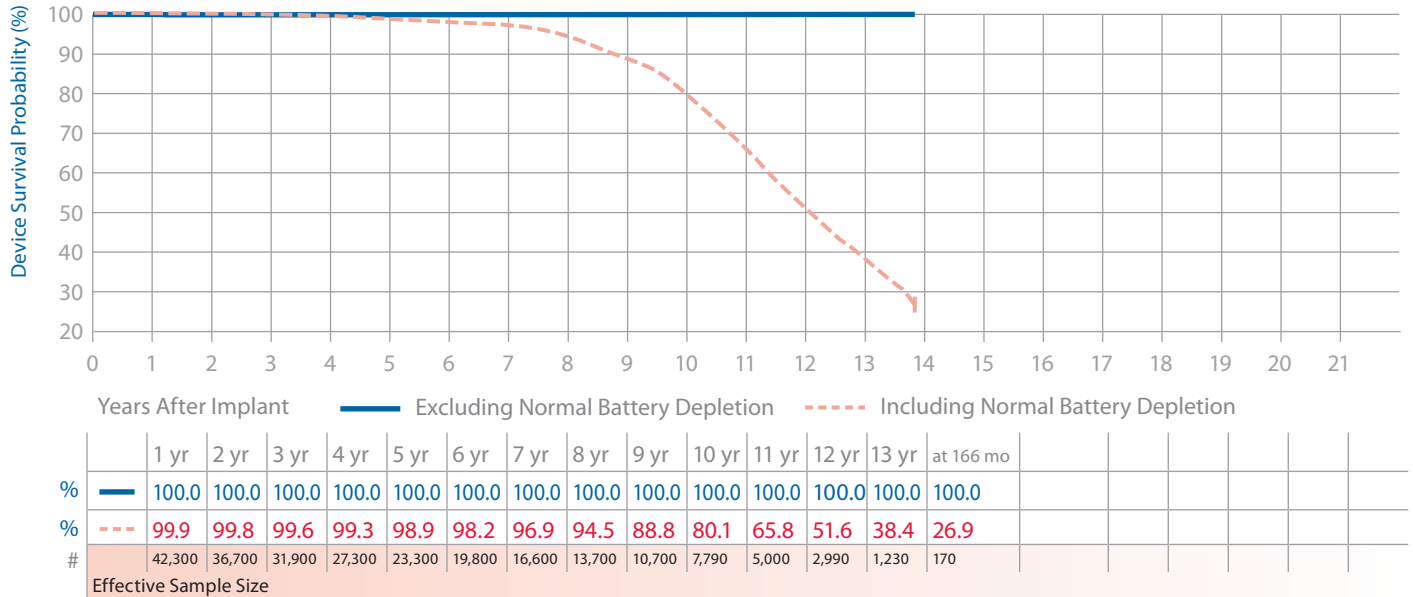
US Market Release	Oct-95	Malfunctions (US)	49	NBG Code	DDD/RO
Registered US Implants	121,300	Therapy Function Not Compromised	23	Serial Number Prefix	PDB, PDC, PDD
Estimated Active US Implants	10,400	Battery Malfunction	3	Estimated Longevity	See page 80
Normal Battery Depletions (US)	14,029	Electrical Interconnect	1		
Advisories	None	Electrical Component	7		
		Possible Early Battery Depletion	9		
		Other	3		
		Therapy Function Compromised	26		
		Electrical Interconnect	20		
		Electrical Component	6		



Thera-i SR 8960i, 8961i, 8962i

Product Characteristics

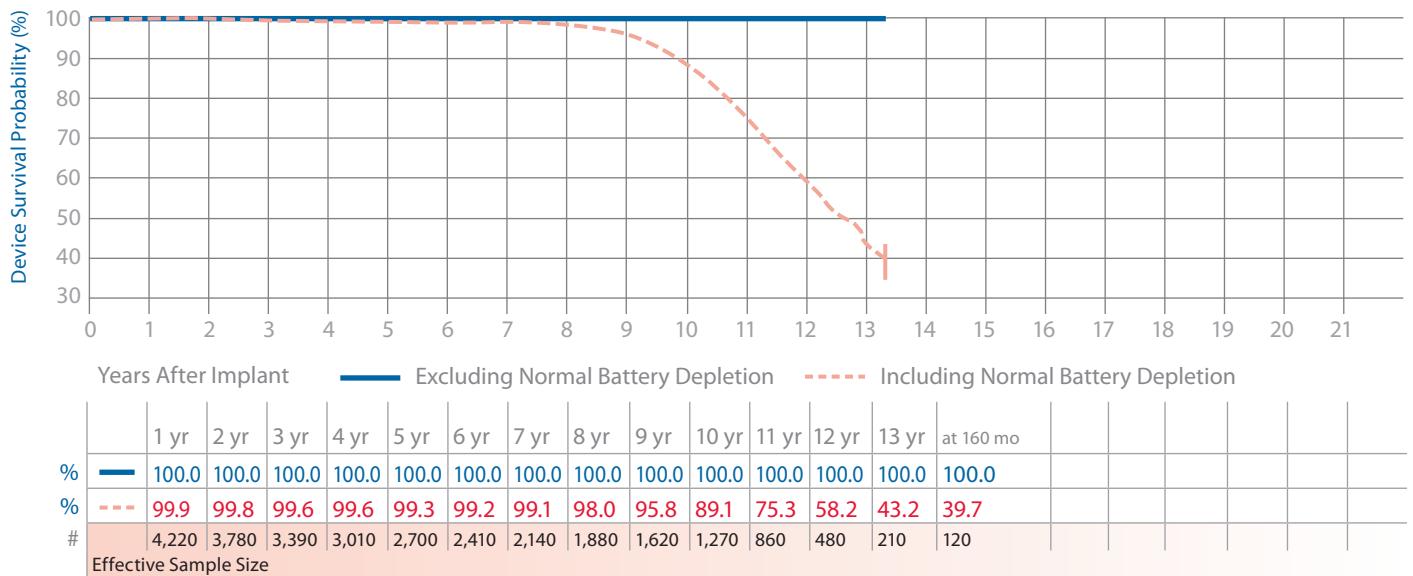
US Market Release	Oct-95	Malfunctions (US)	8	NBG Code	SSIR
Registered US Implants	50,000	Therapy Function Not Compromised	2	Serial Number Prefix	PDU, PDV, PDW
Estimated Active US Implants	4,520	Electrical Component	1	Estimated Longevity	See page 80
Normal Battery Depletions (US)	2,884	Possible Early Battery Depletion	1		
Advisories	None	Therapy Function Compromised	6		
		Electrical Component	3		
		Electrical Interconnect	3		



Thera-i VDD 8968i

Product Characteristics

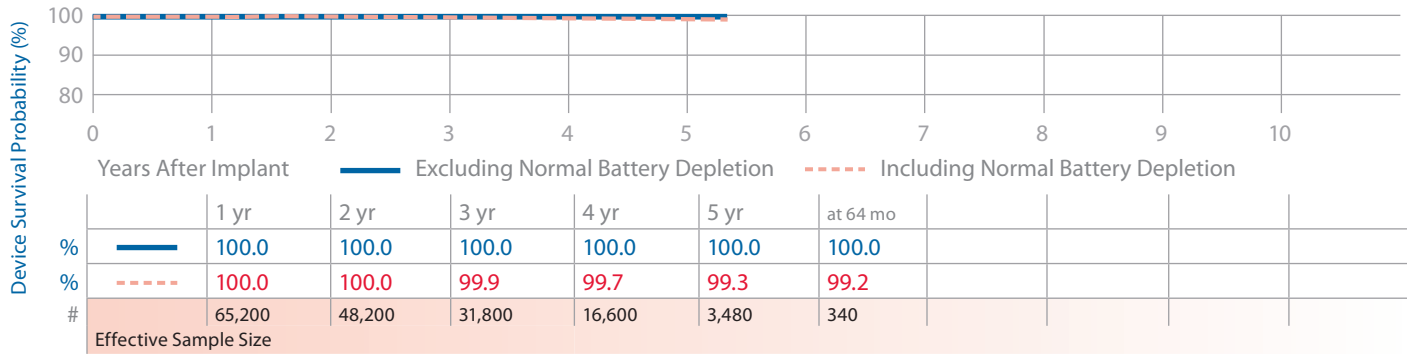
US Market Release	Mar-95	Malfunctions (US)	0	NBG Code	VDD
Registered US Implants	4,860			Serial Number Prefix	PEC
Estimated Active US Implants	570			Estimated Longevity	See page 80
Normal Battery Depletions (US)	331				
Advisories	None				



Versa DR VEDR01

Product Characteristics

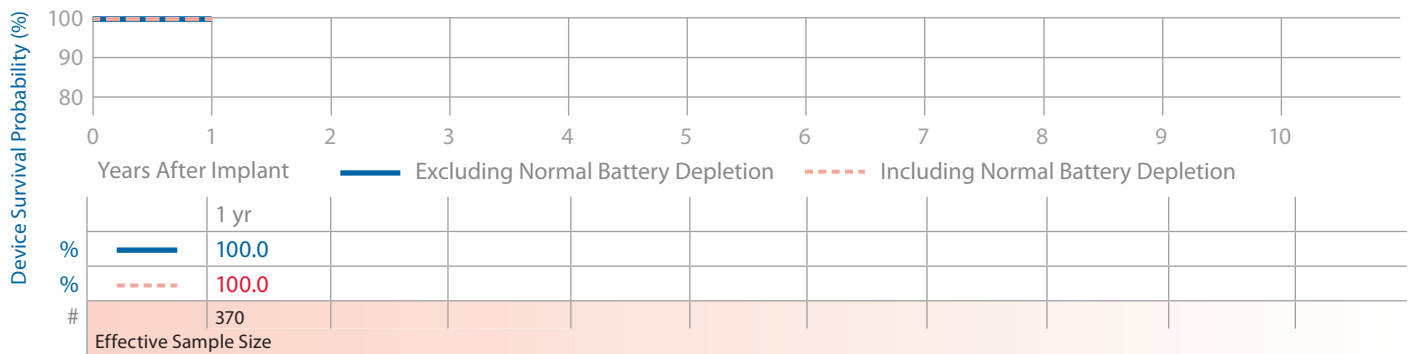
US Market Release	Jul-06	Malfunctions (US)	8	NBG Code	DDDR
Registered US Implants	83,000	Therapy Function Not Compromised	6	Serial Number Prefix	PWH, NWH
Estimated Active US Implants	64,600	Electrical Component	5	Estimated Longevity	See page 80
Normal Battery Depletions (US)	64	Electrical Interconnect	1		
Performance Note: See page 159 –		Therapy Function Compromised	2		
Performance note on Dual Chamber Pacemakers with Measurement Lock-up ERI		Electrical Component	2		



Revo MRI SureScan RVDR01

Product Characteristics

US Market Release	Feb-11	Malfunctions (US)	1	NBG Code	DDDRP
Registered US Implants	22,100	Therapy Function Not Compromised	0	Serial Number Prefix	PTN
Estimated Active US Implants	21,700	Therapy Function Compromised	1	Estimated Longevity	See page 80
Normal Battery Depletions (US)	0	Electrical Component	1		



Device Survival Summary continued

Family	Model Number	US Market Release	Registered US Implants	Estimated Active US Implants	Normal Battery Depletions (US)	Malfunctions (US)		Device Survival Probability (%)													
						Therapy Function Compromised	Therapy Function Not Compromised	Years After Implant													
							Total	1 yr	2 yr	3 yr	4 yr	5 yr	6 yr	7 yr	8 yr	10 yr	12 yr	14 yr	16 yr		
EnPulse 2 DR	E2DR01, E2DR03, E2DR06	Feb-04	100,700	54,700	2,003	6 + 17 = 23	23	100.0 +0.0/-0.0	100.0 +0.0/-0.0	100.0 +0.0/-0.0	100.0 +0.0/-0.0	100.0 +0.0/-0.0	100.0 +0.0/-0.0	100.0 +0.0/-0.0	100.0 +0.0/-0.0	100.0 +0.0/-0.0 at 92 mo					
								100.0 +0.0/-0.0	99.9 +0.0/-0.0	99.8 +0.0/-0.0	99.5 +0.0/-0.1	98.9 +0.1/-0.1	97.4 +0.3/-0.4	90.8 +0.1/-0.1	47.9 +7.0/-7.4 at 92 mo						
EnPulse 2 DR	E2DR21	Feb-04	12,200	3,560	1,268	1 + 0 = 1	1	100.0 +0.0/-0.0	100.0 +0.0/-0.0	100.0 +0.0/-0.0	100.0 +0.0/-0.0	100.0 +0.0/-0.0	100.0 +0.0/-0.0	100.0 +0.0/-0.0	100.0 +0.0/-0.0 at 79 mo						
								99.9 +0.0/-0.1	99.7 +0.1/-0.1	99.2 +0.2/-0.2	97.7 +0.3/-0.3	91.7 +0.6/-0.7	68.5 +1.3/-1.4	29.5 +2.8/-2.8 at 79 mo							
EnPulse 2 DR	E2DR31, E2DR33	Feb-04	580	420	2	0 + 0 = 0	0	100.0 +0.0/-0.0	100.0 +0.0/-0.0	100.0 +0.0/-0.0	100.0 +0.0/-0.0	100.0 +0.0/-0.0	100.0 +0.0/-0.0	100.0 +0.0/-0.0	100.0 +0.0/-0.0 at 81 mo						
								100.0 +0.0/-0.0	100.0 +0.0/-0.0	100.0 +0.0/-0.0	100.0 +0.0/-0.0	100.0 +0.0/-0.0	100.0 +0.0/-0.0	99.5 +0.4/-1.7 at 81 mo							
EnPulse 2 SR	E2SR01, E2SR03, E2SR06	Dec-03	25,500	9,160	638	1 + 3 = 4	4	100.0 +0.0/-0.0	100.0 +0.0/-0.0	100.0 +0.0/-0.0	100.0 +0.0/-0.0	100.0 +0.0/-0.0	100.0 +0.0/-0.0	100.0 +0.0/-0.0	100.0 +0.0/-0.0	100.0 +0.0/-0.0 at 89 mo					
								100.0 +0.0/-0.0	99.9 +0.0/-0.1	99.5 +0.1/-0.1	98.9 +0.2/-0.2	97.7 +0.2/-0.3	94.3 +0.4/-0.5	81.4 +1.3/-1.3 at 89 mo	61.3 +3.1/-3.3 at 89 mo						
EnPulse 2 VDD	E2VDD01	Dec-03	640	260	44	0 + 0 = 0	0	100.0 +0.0/-0.0	100.0 +0.0/-0.0	100.0 +0.0/-0.0	100.0 +0.0/-0.0	100.0 +0.0/-0.0	100.0 +0.0/-0.0	100.0 +0.0/-0.0	100.0 +0.0/-0.0 at 75 mo						
								100.0 +0.0/-0.0	100.0 +0.0/-0.0	100.0 +0.0/-0.0	99.5 +0.4/-1.3	99.1 +0.6/-1.6	86.8 +3.9/-5.3	76.6 +5.6/-6.9 at 75 mo							
EnRhythm DR	P1501DR	May-05	109,700	76,300	296	47 + 2,851 = 2,898	2,898	100.0 +0.0/-0.0	100.0 +0.0/-0.0	99.9 +0.0/-0.0	99.5 +0.1/-0.1	97.0 +0.2/-0.2	91.1 +0.3/-0.3	90.3 +0.4/-0.4 at 77 mo							
								100.0 +0.0/-0.0	99.9 +0.0/-0.0	99.7 +0.0/-0.0	98.9 +0.1/-0.1	93.5 +0.2/-0.2	79.8 +0.5/-0.5	74.6 +1.0/-1.1 at 77 mo							
Kappa 400 DR	KDR401, KDR403	Jan-98	46,800	4,820	7,619	10 + 14 = 24	24	100.0 +0.0/-0.0	100.0 +0.0/-0.0	100.0 +0.0/-0.0	100.0 +0.0/-0.0	99.9 +0.0/-0.0	99.9 +0.0/-0.0	99.9 +0.0/-0.0	99.9 +0.0/-0.0	99.9 +0.0/-0.0 at 105 mo					
								99.8 +0.0/-0.0	99.8 +0.0/-0.0	99.6 +0.1/-0.1	99.4 +0.1/-0.1	98.9 +0.1/-0.1	97.2 +0.2/-0.2	87.9 +0.4/-0.4	56.8 +0.8/-0.8 at 105 mo	10.8 +0.7/-0.7 at 105 mo					
Kappa 400 SR	KSR401, KSR403	Feb-98	15,400	1,710	1,435	1 + 4 = 5	5	100.0 +0.0/-0.0	100.0 +0.0/-0.0	100.0 +0.0/-0.0	100.0 +0.0/-0.0	100.0 +0.0/-0.0	100.0 +0.0/-0.0	100.0 +0.0/-0.0	100.0 +0.0/-0.0	100.0 +0.0/-0.0 at 109 mo					
								99.8 +0.1/-0.1	99.7 +0.1/-0.1	99.5 +0.1/-0.1	99.0 +0.2/-0.2	98.5 +0.2/-0.3	96.8 +0.4/-0.4	90.5 +0.7/-0.8	63.9 +1.5/-1.5	10.3 +2.1/-1.9 at 109 mo					

continued

Device Survival Summary continued

Family	Model Number	US Market Release	Registered US Implants	Estimated Active US Implants	Normal Battery Depletions (US)	Malfunctions (US)		Device Survival Probability (%)												
						Therapy Function Compromised	Therapy Function Not Compromised	Years After Implant												
								1 yr	2 yr	3 yr	4 yr	5 yr	6 yr	7 yr	8 yr	10 yr	12 yr	14 yr	16 yr	
Kappa 600 DR	KDR601, KDR603, KDR606	Jan-99	25,000	1,930	3,789	58 + 5 = 63	63	100.0 +0.0/-0.0	100.0 +0.0/-0.0	100.0 +0.0/-0.0	99.9 +0.0/-0.0	99.9 +0.0/-0.0	99.8 +0.1/-0.1	99.7 +0.1/-0.1	99.6 +0.1/-0.1	99.6 +0.1/-0.2 at 107 mo				
						(34) + (0) = (34) (advisory-related subset)	Excluding Normal Battery Depletion Including Normal Battery Depletion	99.9 +0.0/-0.1	99.8 +0.0/-0.1	99.8 +0.1/-0.1	99.5 +0.1/-0.1	98.8 +0.2/-0.2	96.9 +0.3/-0.3	87.8 +0.6/-0.6	57.5 +1.1/-1.1	4.9 +0.9/-0.8 +1.2/-1.1 at 107 mo				
Kappa 600 DR	KDR651, KDR653	Mar-01	16,400	1,340	2,717	53 + 3 = 56	56	100.0 +0.0/-0.0	100.0 +0.0/-0.0	100.0 +0.0/-0.0	100.0 +0.0/-0.0	99.9 +0.0/-0.1	99.7 +0.1/-0.2	99.5 +0.2/-0.2	99.4 +0.2/-0.3 at 103 mo					
						(30) + (0) = (30) (advisory-related subset)	Excluding Normal Battery Depletion Including Normal Battery Depletion	99.9 +0.0/-0.1	99.8 +0.1/-0.1	99.8 +0.3/-0.3	99.4 +0.1/-0.2	98.2 +0.3/-0.5	94.9 +0.5/-0.5	81.2 +0.9/-1.0	43.7 +1.4/-1.4	6.3 +1.2/-1.1 at 103 mo				
Kappa 700 D	KD701, KD703, KD706	Jan-99	310	67	17	0 + 0 = 0	0	100.0 +0.0/-0.0	100.0 +0.0/-0.0	100.0 +0.0/-0.0	100.0 +0.0/-0.0	100.0 +0.0/-0.0	100.0 +0.0/-0.0	100.0 +0.0/-0.0	100.0 +0.0/-0.0					
						(0) + (0) = (0) (advisory-related subset)	Excluding Normal Battery Depletion Including Normal Battery Depletion	100.0 +0.0/-0.0	100.0 +0.0/-0.0	100.0 +0.8/-3.2	99.0 +0.0/-0.0	97.8 +1.4/-3.5	95.4 +2.3/-4.4	94.2 +2.7/-4.8	86.4 +4.7/-6.9					
Kappa 700 DR	KDR701, KDR703, KDR706	Jan-99	206,300	30,000	32,080	702 + 38 = 740	740	100.0 +0.0/-0.0	100.0 +0.0/-0.0	100.0 +0.0/-0.0	99.9 +0.0/-0.0	99.9 +0.0/-0.0	99.7 +0.0/-0.0	99.6 +0.0/-0.0	99.4 +0.1/-0.1 at 106 mo					
						(416) + (1) = (417) (advisory-related subset)	Excluding Normal Battery Depletion Including Normal Battery Depletion	99.9 +0.0/-0.0	99.8 +0.0/-0.0	99.6 +0.0/-0.0	99.2 +0.0/-0.0	98.2 +0.1/-0.1	95.5 +0.1/-0.1	85.4 +0.2/-0.2	56.1 +0.4/-0.4	4.6 +0.4/-0.3 at 106 mo				
Kappa 700 DR	KDR721	Feb-99	9,800	780	1,342	4 + 1 = 5	5	100.0 +0.0/-0.0	100.0 +0.0/-0.0	100.0 +0.0/-0.0	99.9 +0.1/-0.1	99.9 +0.1/-0.1	99.9 +0.1/-0.1	99.9 +0.1/-0.1	99.9 +0.1/-0.1 at 85 mo					
						(4) + (0) = (4) (advisory-related subset)	Excluding Normal Battery Depletion Including Normal Battery Depletion	99.8 +0.1/-0.1	99.5 +0.1/-0.2	98.7 +0.2/-0.3	96.7 +0.4/-0.5	91.0 +0.7/-0.8	68.9 +1.4/-1.5	20.9 +2.0/-1.9 at 85 mo	14.7 +2.0/-1.9 at 85 mo					

continued



Device Survival Summary continued

Device Survival Probability (%)

Family	Model Number	US Market Release	Registered US Implants	Estimated Active US Implants	Normal Battery Depletions	Malfunctions		Years After Implant														
						Therapy Function Compromised	Total Therapy Function Not Compromised	1 yr	2 yr	3 yr	4 yr	5 yr	6 yr	7 yr	8 yr	10 yr	12 yr	14 yr	16 yr			
Kappa 700 SR	KSR701, KSR703, KSR706	Jan-99	55,300	6,960	4,754	25 + 3 = 28	28	100.0 +0.0/-0.0	100.0 +0.0/-0.0	100.0 +0.0/-0.0	100.0 +0.0/-0.0	100.0 +0.0/-0.0	99.9 +0.0/-0.0	99.9 +0.0/-0.0	99.8 +0.1/-0.1 at 107 mo							
						(20) + (0) = (20) (advisory-related subset)	(20)	99.9 +0.0/-0.0	99.8 +0.0/-0.0	99.4 +0.1/-0.1	98.6 +0.1/-0.1	97.2 +0.2/-0.2	93.6 +0.3/-0.3	83.5 +0.5/-0.6	56.4 +0.9/-0.9	11.2 +1.2/-1.1 at 107 mo						
Kappa 700 VDD	KVDD701	Jan-99	1,690	210	172	4 + 0 = 4	4	99.9 +0.1/-0.3	99.9 +0.1/-0.3	99.9 +0.1/-0.3	99.8 +0.1/-0.4	99.8 +0.2/-0.6	99.6 +0.2/-0.6	99.6 +0.2/-0.6	99.6 +0.2/-0.6 at 97 mo							
						(4) + (0) = (4) (advisory-related subset)	(4)	99.8 +0.1/-0.5	99.6 +0.2/-0.5	99.1 +0.4/-0.7	98.6 +0.5/-0.8	98.4 +0.6/-0.9	94.1 +1.3/-1.7	72.7 +3.1/-3.5	41.9 +4.7/-4.7	41.1 +4.7/-4.8 at 97 mo						
Kappa 800 DR	KDR801, KDR803	Jan-02	4,280	840	592	3 + 0 = 3	3	100.0 +0.0/-0.0	100.0 +0.0/-0.0	100.0 +0.0/-0.0	100.0 +0.0/-0.0	100.0 +0.0/-0.0	100.0 +0.1/-0.4	100.0 +0.0/-0.0	99.9 +0.1/-0.4	99.9 +0.1/-0.4	99.9 +0.1/-0.4 at 101 mo					
								100.0 +0.0/-0.0	99.9 +0.1/-0.2	99.8 +0.1/-0.2	99.5 +0.2/-0.3	98.5 +0.4/-0.5	96.1 +0.7/-0.8	84.4 +1.5/-1.6	54.0 +2.3/-2.4	29.5 +3.1/-3.0 at 101 mo						
Kappa 900 DR	KDR901, KDR903, KDR906	Jan-02	125,400	37,800	13,888	56 + 18 = 74	74	100.0 +0.0/-0.0	100.0 +0.0/-0.0	100.0 +0.0/-0.0	100.0 +0.0/-0.0	100.0 +0.0/-0.0	100.0 +0.0/-0.0	100.0 +0.0/-0.0	99.9 +0.0/-0.1 at 103 mo	99.9 +0.0/-0.0	99.9 +0.0/-0.0	99.9 +0.0/-0.1 at 103 mo				
								100.0 +0.0/-0.0	99.9 +0.0/-0.0	99.8 +0.0/-0.0	99.4 +0.0/-0.1	98.6 +0.1/-0.1	96.5 +0.1/-0.1	87.5 +0.3/-0.3	57.9 +0.5/-0.5	6.8 +0.8/-0.7 at 103 mo						
Kappa 900 SR	KSR901, KSR903, KSR906	Jan-02	37,000	8,120	2,376	8 + 9 = 17	17	100.0 +0.0/-0.0	100.0 +0.0/-0.0	100.0 +0.0/-0.0	100.0 +0.0/-0.0	100.0 +0.0/-0.0	100.0 +0.0/-0.0	100.0 +0.0/-0.0	99.8 +0.1/-0.1 at 101 mo	99.9 +0.0/-0.1	99.9 +0.0/-0.1	99.8 +0.1/-0.1 at 101 mo				
						(7) + (1) = (8) (advisory-related subset)	(8)	99.9 +0.0/-0.0	99.8 +0.0/-0.1	99.6 +0.1/-0.1	98.9 +0.1/-0.1	97.5 +0.2/-0.2	94.5 +0.3/-0.4	83.9 +0.7/-0.7	48.9 +1.4/-1.4	13.0 +2.3/-2.1 at 101 mo						
Kappa 900 VDD	KVDD901	Jan-02	650	77	80	0 + 2 = 2	2	100.0 +0.0/-0.0	100.0 +0.0/-0.0	100.0 +0.0/-0.0	100.0 +0.0/-0.0	100.0 +0.0/-0.0	100.0 +0.0/-0.0	100.0 +0.0/-0.0	99.6 +0.3/-1.9 at 83 mo	99.6 +0.3/-1.9	99.6 +0.3/-1.9	99.6 +0.3/-1.9				
								100.0 +0.0/-0.0	100.0 +0.0/-0.0	100.0 +0.0/-0.0	99.0 +0.6/-1.6	97.9 +1.1/-2.1	90.7 +2.7/-3.7	55.2 +6.4/-7.0 at 83 mo								

Device Survival Summary continued

Family	Model Number	US Market Release	Registered US Implants	Estimated Active US Implants	Normal Battery Depletions	Malfunctions	Device Survival Probability (%)																
							Therapy Function Compromised	Therapy Function Not Compromised	Years After Implant														
									1 yr	2 yr	3 yr	4 yr	5 yr	6 yr	7 yr	8 yr	10 yr	12 yr	14 yr	16 yr			
Kappa 920 DR	KDR921	Jan-02	16,300	1,860	2,633	3 + 1 = 4 Excluding Normal Battery Depletion	100.0 +0.0/-0.0	100.0 +0.0/-0.0	100.0 +0.0/-0.0	100.0 +0.0/-0.0	100.0 +0.0/-0.0	99.9 +0.0/-0.1 at 82 mo	99.9 +0.0/-0.0	99.9 +0.0/-0.0	99.9 +0.0/-0.0	99.9 +0.0/-0.0	99.9 +0.0/-0.0	99.9 +0.0/-0.0 at 218 mo					
							99.9 +0.0/-0.1	99.7 +0.1/-0.1	99.2 +0.1/-0.2	97.2 +0.3/-0.3	90.2 +0.6/-0.6	59.6 +1.2/-1.2	2.0 +0.0/-0.1 at 82 mo										
							Advisories: See page 151 – 2009 Potential Separation of Interconnect Wires																
Legend II	8424, 8426, 8427	Nov-91	58,600	5,830	2,611	11 + 24 = 35 Excluding Normal Battery Depletion	100.0 +0.0/-0.0	100.0 +0.0/-0.0	100.0 +0.0/-0.0	99.9 +0.0/-0.0	99.9 +0.0/-0.0	99.9 +0.0/-0.0	99.9 +0.0/-0.0	99.9 +0.0/-0.0	99.9 +0.0/-0.0	99.9 +0.0/-0.0	99.9 +0.0/-0.0	99.9 +0.0/-0.0 at 218 mo					
							99.9 +0.0/-0.0	99.7 +0.0/-0.0	99.5 +0.1/-0.1	99.2 +0.1/-0.1	98.9 +0.1/-0.1	98.2 +0.1/-0.1	97.3 +0.2/-0.2	94.8 +0.3/-0.3	88.6 +0.4/-0.4	82.2 +0.6/-0.6	70.9 +0.9/-0.9	41.9 +2.5/-2.6 at 218 mo					
Minix/Minix ST	8330, 8331, 8331M, 8340, 8341, 8341M, 8342	Nov-88	58,600	7,470	1,768	35 + 15 = 50 Excluding Normal Battery Depletion	100.0 +0.0/-0.0	99.9 +0.0/-0.0	99.9 +0.0/-0.0	99.9 +0.0/-0.0	99.9 +0.0/-0.0	99.9 +0.0/-0.0	99.9 +0.0/-0.0	99.9 +0.0/-0.0	99.9 +0.0/-0.0	99.9 +0.0/-0.0	99.9 +0.0/-0.0	99.9 +0.0/-0.1 at 247 mo					
							99.8 +0.0/-0.0	99.7 +0.0/-0.0	99.5 +0.1/-0.1	99.2 +0.1/-0.1	98.8 +0.1/-0.1	97.8 +0.2/-0.2	95.4 +0.3/-0.3	92.3 +0.4/-0.4	87.4 +0.5/-0.5	84.0 +0.6/-0.6	80.9 +0.7/-0.7	64.0 +2.5/-2.6 at 247 mo					
Minuet	7107, 7108	Mar-92	16,800	1,930	973	0 + 3 = 3 Excluding Normal Battery Depletion	100.0 +0.0/-0.0	100.0 +0.0/-0.0	100.0 +0.0/-0.0	100.0 +0.0/-0.0	100.0 +0.0/-0.0	100.0 +0.0/-0.0	100.0 +0.0/-0.0	100.0 +0.0/-0.0	100.0 +0.0/-0.0	100.0 +0.0/-0.0	100.0 +0.0/-0.0	100.0 +0.0/-0.0 at 212 mo					
							99.9 +0.0/-0.0	99.9 +0.0/-0.0	99.8 +0.1/-0.1	99.5 +0.1/-0.1	99.0 +0.2/-0.2	98.2 +0.2/-0.3	97.1 +0.3/-0.4	94.8 +0.5/-0.5	89.1 +0.7/-0.8	81.9 +1.0/-1.1	68.0 +1.5/-1.5	39.7 +2.6/-2.6 at 212 mo					
Preva DR	7088, 7089	Jul-96	25,500	2,470	2,886	4 + 0 = 4 Excluding Normal Battery Depletion	100.0 +0.0/-0.0	100.0 +0.0/-0.0	100.0 +0.0/-0.0	100.0 +0.0/-0.0	100.0 +0.0/-0.0	100.0 +0.0/-0.0	100.0 +0.0/-0.0	100.0 +0.0/-0.0	100.0 +0.0/-0.0	100.0 +0.0/-0.0	100.0 +0.0/-0.0	100.0 +0.0/-0.0 at 147 mo					
							99.8 +0.0/-0.1	99.8 +0.1/-0.1	99.5 +0.1/-0.1	99.3 +0.1/-0.1	98.7 +0.2/-0.2	97.7 +0.2/-0.3	96.2 +0.3/-0.3	92.4 +0.5/-0.5	86.4 +1.0/-1.1	74.0 +1.2/-1.1	5.5 +1.1/-1.0 at 147 mo						
Preva SR	8088, 8089	Jul-96	17,800	1,620	1,089	1 + 0 = 1 Excluding Normal Battery Depletion	100.0 +0.0/-0.0	100.0 +0.0/-0.0	100.0 +0.0/-0.0	100.0 +0.0/-0.0	100.0 +0.0/-0.0	100.0 +0.0/-0.0	100.0 +0.0/-0.0	100.0 +0.0/-0.0	100.0 +0.0/-0.0	100.0 +0.0/-0.0	100.0 +0.0/-0.0	100.0 +0.0/-0.0 at 13 yr					
							99.8 +0.1/-0.1	99.7 +0.1/-0.1	99.4 +0.1/-0.2	99.0 +0.2/-0.2	98.3 +0.2/-0.3	97.2 +0.3/-0.4	95.0 +0.5/-0.5	92.1 +0.7/-0.7	83.3 +1.3/-1.4	75.2 +1.9/-1.9	43.3 +2.4/-2.4 at 13 yr						
Prevail S	8085, 8086	Oct-95	4,190	460	58	1 + 0 = 1 Excluding Normal Battery Depletion	100.0 +0.0/-0.0	100.0 +0.0/-0.0	100.0 +0.0/-0.0	100.0 +0.0/-0.0	99.9 +0.1/-0.3	99.9 +0.1/-0.3	99.9 +0.1/-0.3	99.9 +0.1/-0.3	99.9 +0.1/-0.3	99.9 +0.1/-0.3	99.9 +0.1/-0.3	99.9 +0.1/-0.3 at 175 mo					
							99.7 +0.1/-0.2	99.6 +0.2/-0.3	99.6 +0.2/-0.3	99.6 +0.2/-0.3	99.1 +0.3/-0.5	98.9 +0.4/-0.6	97.9 +0.7/-1.0	96.8 +0.9/-1.3	92.8 +1.6/-2.0	89.3 +2.1/-2.5	84.8 +2.9/-3.5 at 175 mo						

continued

Device Survival Summary continued

Family	Model Number	US Market Release	Registered US Implants	Estimated Active US Implants	Normal Battery Depletions	Malfunctions		Device Survival Probability (%)																	
						Therapy Function Compromised	Therapy Function Not Compromised	Years After Implant																	
								1 yr	2 yr	3 yr	4 yr	5 yr	6 yr	7 yr	8 yr	10 yr	12 yr	14 yr	16 yr						
Sigma 300 SR	SSR303, SSR306	Aug-99	54,100	12,300	872	45 + 3 = 48	Total	100.0 +0.0/-0.0	100.0 +0.0/-0.0	100.0 +0.0/-0.0	100.0 +0.0/-0.0	99.8 +0.1/-0.1	99.7 +0.1/-0.1	99.7 +0.1/-0.1	99.7 +0.1/-0.1	99.7 +0.1/-0.1	99.7 +0.1/-0.1	99.7 +0.1/-0.1	99.7 +0.1/-0.1						
	Advisories: See page 155 - 2005 Potential Separation of Interconnect Wires; See also page 151 - 2009 Potential Separation of Interconnect Wires								100.0 +0.0/-0.0	99.9 +0.0/-0.0	100.0 +0.0/-0.0	99.6 +0.1/-0.1	99.2 +0.1/-0.1	98.6 +0.1/-0.2	97.2 +0.2/-0.3	94.9 +0.4/-0.4	81.8 +1.0/-1.1	46.9 +4.8/-4.9	46.9 +4.8/-4.9	46.9 +4.8/-4.9					
Sigma 300 VDD	SVDD303	Sep-99	640	110	49	1 + 0 = 1	Excluding Normal Battery Depletion	100.0 +0.0/-0.0	100.0 +0.0/-0.0	100.0 +0.0/-0.0	100.0 +0.0/-0.0	100.0 +0.0/-0.0	99.5 +0.4/-2.5	99.5 +0.4/-2.5	99.5 +0.4/-2.5	99.5 +0.4/-2.5	99.5 +0.4/-2.5	99.5 +0.4/-2.5	99.5 +0.4/-2.5						
Thera-i DR	79601, 79611, 79621	Oct-95	121,300	10,400	14,029	26 + 23 = 49	Excluding Normal Battery Depletion	100.0 +0.0/-0.0	100.0 +0.0/-0.0	100.0 +0.0/-0.0	100.0 +0.0/-0.0	99.9 +0.0/-0.0	99.9 +0.0/-0.0	99.9 +0.0/-0.0	99.9 +0.0/-0.0	99.9 +0.0/-0.0	99.9 +0.0/-0.0	99.9 +0.0/-0.0	99.9 +0.0/-0.0	99.9 +0.0/-0.0	99.9 +0.0/-0.0	99.9 +0.0/-0.0	99.9 +0.0/-0.0		
	Advisories: See page 155 - 2005 Potential Separation of Interconnect Wires								100.0 +0.0/-0.0	99.9 +0.0/-0.0	99.9 +0.0/-0.0	99.4 +0.0/-0.1	98.9 +0.1/-0.1	98.1 +0.1/-0.1	96.7 +0.1/-0.1	93.2 +0.2/-0.2	71.3 +0.4/-0.4	19.7 +0.6/-0.5	5.8 +0.6/-0.5	5.8 +0.6/-0.5	5.8 +0.6/-0.5	5.8 +0.6/-0.5	5.8 +0.6/-0.5	5.8 +0.6/-0.5	5.8 +0.6/-0.5
Thera-i SR	89601, 89611, 89621	Oct-95	50,000	4,520	2,884	6 + 2 = 8	Excluding Normal Battery Depletion	100.0 +0.0/-0.0	100.0 +0.0/-0.0	100.0 +0.0/-0.0	100.0 +0.0/-0.0	99.8 +0.1/-0.1	99.3 +0.1/-0.1	98.9 +0.1/-0.1	98.2 +0.2/-0.2	80.1 +0.7/-0.7	51.6 +1.1/-1.1	26.9 +1.9/-1.8	26.9 +1.9/-1.8	26.9 +1.9/-1.8	26.9 +1.9/-1.8	26.9 +1.9/-1.8	26.9 +1.9/-1.8	26.9 +1.9/-1.8	
Thera-i VDD	89681	Mar-95	4,860	570	331	0 + 0 = 0	Excluding Normal Battery Depletion	100.0 +0.0/-0.0	100.0 +0.0/-0.0	100.0 +0.0/-0.0	100.0 +0.0/-0.0	99.9 +0.1/-0.1	99.6 +0.2/-0.3	99.3 +0.2/-0.3	99.2 +0.3/-0.4	89.1 +1.4/-1.6	58.2 +2.9/-3.0	39.7 +3.7/-3.8	39.7 +3.7/-3.8	39.7 +3.7/-3.8	39.7 +3.7/-3.8	39.7 +3.7/-3.8	39.7 +3.7/-3.8	39.7 +3.7/-3.8	
Versa DR	VEDR01	Jul-06	83,000	64,600	64	2 + 6 = 8	Excluding Normal Battery Depletion	100.0 +0.0/-0.0	100.0 +0.0/-0.0	100.0 +0.0/-0.0	100.0 +0.0/-0.0	100.0 +0.0/-0.0	100.0 +0.0/-0.0	100.0 +0.0/-0.0	100.0 +0.0/-0.0	100.0 +0.0/-0.0	100.0 +0.0/-0.0	100.0 +0.0/-0.0	100.0 +0.0/-0.0	100.0 +0.0/-0.0	100.0 +0.0/-0.0	100.0 +0.0/-0.0	100.0 +0.0/-0.0	100.0 +0.0/-0.0	
Revo MRI SureScan	See page 159 - Performance note on Dual Chamber Pacemakers with Measurement Lock-up ERI								100.0 +0.0/-0.0	100.0 +0.0/-0.0	100.0 +0.0/-0.0	99.7 +0.1/-0.1	99.3 +0.1/-0.2	99.2 +0.2/-0.2	99.2 +0.2/-0.2	99.2 +0.2/-0.2	99.2 +0.2/-0.2	99.2 +0.2/-0.2	99.2 +0.2/-0.2	99.2 +0.2/-0.2	99.2 +0.2/-0.2	99.2 +0.2/-0.2	99.2 +0.2/-0.2	99.2 +0.2/-0.2	99.2 +0.2/-0.2
	RVDR01	Feb-11	22,100	21,700	0	1 + 0 = 1	Excluding Normal Battery Depletion	100.0 +0.0/-0.0	100.0 +0.0/-0.0	100.0 +0.0/-0.0	100.0 +0.0/-0.0	100.0 +0.0/-0.0	100.0 +0.0/-0.0	100.0 +0.0/-0.0	100.0 +0.0/-0.0	100.0 +0.0/-0.0	100.0 +0.0/-0.0	100.0 +0.0/-0.0	100.0 +0.0/-0.0	100.0 +0.0/-0.0	100.0 +0.0/-0.0	100.0 +0.0/-0.0	100.0 +0.0/-0.0	100.0 +0.0/-0.0	100.0 +0.0/-0.0



Reference Chart

The longevity estimates provided are mean values calculated for the parameters given. The longevity estimates shown here assume a lower rate of 60 ppm, 100% pacing, and pulse width of 0.4 ms unless noted otherwise. The actual longevity achieved for any device while implanted will depend on the actual programmed parameters and patient factors, and may differ significantly from these estimates. **The elective replacement time is indicated via telemetry indication, and rate and mode change to 65 ppm and VVI respectively (VOO/65 with magnet), unless noted otherwise.**

Family	Model Number	Amplitude Setting	Estimated Longevity		Elective Replacement Indicators
			500 Lead Ω	1000 Lead Ω	
Adapta DR	ADDR01, ADDR03, ADDR06, ADD01	Low 2.5 V (A, RV)	7.4	8.2	**
		Nominal 3.5 V (A, RV)	6.0	7.4	
		High 5.0 V (A, RV)	4.5	6.0	
Adapta DR	ADDRS1	Low 2.5 V (A, RV)	5.5	6.1	**
		Nominal 3.5 V (A, RV)	4.3	5.4	
		High 5.0 V (A, RV)	3.2	4.4	
Adapta DR	ADDRL1	Low 2.5 V (A, RV)	9.0	10.0	**
		Nominal 3.5 V (A, RV)	7.3	8.9	
		High 5.0 V (A, RV)	5.4	7.2	
Adapta SR	ADSR01, ADSR03, ADSR06	Low 2.5 V (RV)	7.4	7.9	**
		Nominal 3.5 V (RV)	6.5	7.5	
		High 5.0 V (RV)	5.1	6.3	
Adapta VDD	ADVDD01	Low 2.5 V (RV)	6.2	6.5	**
		Nominal 3.5 V (RV)	5.5	6.2	
		High 5.0 V (RV)	4.4	5.4	
AT500	AT501, 7253	Low 2.0 V (A, RV)	7.7	8.3	Telemetry indication. Pacing mode and rate (magnet and non-magnet) as programmed.
		Nominal 3.0 V (A, RV)	5.8	7.0	
		High 5.0 V (A, RV)	3.7	5.2	
EnPulse DR	E1DR01, E1DR03, E1DR06	Low 2.5 V (A, RV)	7.5	8.5	**
		Nominal 3.5 V (A, RV)	6.2	7.6	
		High 5.0 V (A, RV)	4.4	5.9	
EnPulse DR	E1DR21	Low 2.5 V (A, RV)	5.4	6.0	**
		Nominal 3.5 V (A, RV)	4.3	5.4	
		High 5.0 V (A, RV)	3.0	4.2	
EnPulse 2 DR	E2DR01, E2DR03, E2DR06	Low 2.5 V (A, RV)	7.5	8.5	**
		Nominal 3.5 V (A, RV)	6.2	7.6	
		High 5.0 V (A, RV)	4.4	5.9	
EnPulse 2 DR	E2DR21	Low 2.5 V (A, RV)	5.4	6.0	**
		Nominal 3.5 V (A, RV)	4.3	5.4	
		High 5.0 V (A, RV)	3.0	4.2	
EnPulse 2 DR	E2DR31, E2DR33	Low 2.5 V (A, RV)	9.0	10.1	**
		Nominal 3.5 V (A, RV)	7.4	9.1	
		High 5.0 V (A, RV)	5.2	7.1	
EnPulse 2 SR	E2SR01, E2SR03, E2SR06	Low 2.5 V (A, RV)	7.2	7.7	**
		Nominal 3.5 V (A, RV)	6.3	7.3	
		High 5.0 V (A, RV)	4.8	6.1	
EnPulse 2 VDD	E2VDD01	Low 2.5 V (RV)	6.1	6.5	**
		Nominal 3.5 V (RV)	5.5	6.2	
		High 5.0 V (RV)	4.3	5.4	
EnRhythm DR	P1501DR	Low 2.5 V (A, RV)	9.7	11.2	**
		Nominal 3.5 V (A, RV)	7.3	9.4	
		High 5.0 V (A, RV)	4.9	7.1	
Kappa 400 DR	KDR401, KDR403	Low 2.5 V (A, RV)	7.8	8.5	**
		Nominal 3.5 V (A, RV)	6.4	7.5	
		High 5.0 V (A, RV)	5.1	6.5	
Kappa 400 SR	KSR401, KSR403	Low 2.5 V (RV)	7.9	8.4	**
		Nominal 3.5 V (RV)	6.9	7.7	
		High 5.0 V (RV)	5.8	7.0	
Kappa 600 DR	KDR601, KDR603, KDR606	Low 2.5 V (A, RV)	7.7	8.6	**
		Nominal 3.5 V (A, RV)	6.3	7.7	
		High 5.0 V (A, RV)	4.4	6.0	
Kappa 600 DR	KDR651, KDR653	Low 2.5 V (A, RV)	7.7	8.6	**
		Nominal 3.5 V (A, RV)	6.3	7.7	
		High 5.0 V (A, RV)	4.4	6.0	

**Telemetry indication. Rate and mode change to 65 ppm and VVI respectively (VOO/65 with magnet).

continued

Reference Chart continued

Family	Model Number	Amplitude Setting	Estimated Longevity		Elective Replacement Indicators
			500 Lead Ω	1000 Lead Ω	
Kappa 700 D	KD701, KD703, KD706	Low 2.5 V (A, RV)	7.7	8.6	**
		Nominal 3.5 V (A, RV)	6.3	7.7	
		High 5.0 V (A, RV)	4.4	6.0	
Kappa 700 DR	KDR701, KDR703, KDR706	Low 2.5 V (A, RV)	7.7	8.6	**
		Nominal 3.5 V (A, RV)	6.3	7.7	
		High 5.0 V (A, RV)	4.4	6.0	
Kappa 700 DR	KDR721	Low 2.5 V (A, RV)	5.5	6.1	**
		Nominal 3.5 V (A, RV)	4.4	5.5	
		High 5.0 V (A, RV)	3.0	4.2	
Kappa 700 SR	KSR701, KSR703, KSR706	Low 2.5 V (RV)	7.4	7.9	**
		Nominal 3.5 V (RV)	6.5	7.5	
		High 5.0 V (RV)	4.9	6.2	
Kappa 700 VDD	KVDD701	Low 2.5 V (RV)	6.2	6.6	**
		Nominal 3.5 V (RV)	5.6	6.3	
		High 5.0 V (RV)	4.4	5.3	
Kappa 800 DR	KDR801, KDR803	Low 2.5 V (A, RV)	7.7	8.6	**
		Nominal 3.5 V (A, RV)	6.3	7.7	
		High 5.0 V (A, RV)	4.4	6.0	
Kappa 900 DR	KDR901, KDR903, KDR906	Low 2.5 V (A, RV)	7.7	8.6	**
		Nominal 3.5 V (A, RV)	6.3	7.7	
		High 5.0 V (A, RV)	4.4	6.0	
Kappa 900 DR	KDR921	Low 2.5 V (A, RV)	5.5	6.1	**
		Nominal 3.5 V (A, RV)	4.4	5.5	
		High 5.0 V (A, RV)	3.0	4.3	
Kappa 900 SR	KSR901, KSR903, KSR906	Low 2.5 V (RV)	7.3	7.9	**
		Nominal 3.5 V (RV)	6.4	7.4	
		High 5.0 V (RV)	4.9	6.1	
Kappa 900 VDD	KVDD901	Low 2.5 V (RV)	6.2	6.6	**
		Nominal 3.5 V (RV)	5.6	6.3	
		High 5.0 V (RV)	4.4	5.4	
Legend II	8424, 8426, 8427	Low 2.5 V, 0.36 ms (RV)	12.9	14.5	If programmed to non-rate responsive mode (e.g., VVI), rate decrease of 10% from programmed rate. Telemetry indication. If programmed to rate responsive mode (e.g., VVIR), rate change to 65 ppm and mode change to VVI. Telemetry indication.
		Nominal 3.3 V, 0.36 ms (RV)	9.4	11.8	
		High 5.0 V, 0.36 ms (RV)	7.8	10.5	
Minix	8340, 8341, 8341M, 8342	Low 2.5 V (RV)	14.9	17.3	Telemetry indication. Rate decrease of 10% from programmed rate.
		Nominal 3.3 V (RV)	10.2	13.6	
		High 5.0 V (RV)	7.9	11.3	
Minix ST	8330, 8331, 8331M	Low 2.5 V (RV)	14.9	17.3	Telemetry indication. Rate decrease of 10% from programmed rate.
		Nominal 5.0 V (RV)	7.9	11.4	
		High 8.0 V (RV)	4.0	7.0	
Minuet	7107, 7108	Low 2.5 V, 0.36 ms (RV)	12.5	15.6	**
		Nominal 3.3 V, 0.36 ms (RV)	7.7	10.9	
		High 5.0 V, 0.36 ms (RV)	4.7	7.6	
Preva DR	7088, 7089	Low 2.5 V (A, RV)	9.9	11.3	**
		Nominal 3.5 V (A, RV)	7.4	9.4	
		High 5.0 V (A, RV)	5.4	7.5	
Preva SR	8088, 8089	Low 2.5 V (RV)	9.8	10.7	**
		Nominal 3.5 V (RV)	8.0	9.5	
		High 5.0 V (RV)	6.4	8.1	
Prevail S	8085, 8086	Low 2.5 V, 0.42 ms (RV)	16.4	19.4	Telemetry indication. Rate decrease of 10% from programmed rate.
		Nominal 3.3 V, 0.42 ms (RV)	10.8	14.4	
		High 5.0 V, 0.42 ms (RV)	8.6	12.4	

**Telemetry indication. Rate and mode change to 65 ppm and VVI respectively (VOO/65 with magnet).

continued



Reference Chart continued

Family	Model Number	Amplitude Setting	Estimated Longevity		Elective Replacement Indicators
			500 Lead Ω	1000 Lead Ω	
Prodigy DR	7860, 7861, 7862	Low 2.5 V (A, RV)	9.9	11.3	**
		Nominal 3.5 V (A, RV)	7.4	9.4	
		High 5.0 V (A, RV)	5.4	7.5	
Prodigy SR	8158, 8160, 8161, 8162	Low 2.5 V (RV)	9.8	10.7	**
		Nominal 3.5 V (RV)	8.0	9.5	
		High 5.0 V (RV)	6.4	8.1	
Sensia DR	SEDR01, SEDO1	Low 2.5 V (A, RV)	7.4	8.2	**
		Nominal 3.5 V (A, RV)	6.0	7.4	
		High 5.0 V (A, RV)	4.5	6.0	
Sensia SR	SESR01, SES01	Low 2.5 V (RV)	7.4	7.9	**
		Nominal 3.5 V (RV)	6.5	7.5	
		High 5.0 V (RV)	5.1	6.3	
Sigma 100 S	SS103, SS106	Low 2.5 V (RV)	10.1	11.1	**
		Nominal 3.5 V (RV)	8.2	9.8	
		High 5.0 V (RV)	6.4	8.4	
Sigma 200 DR	SDR203	Low 2.5 V (A, RV)	10.1	11.7	**
		Nominal 3.5 V (A, RV)	7.5	9.6	
		High 5.0 V (A, RV)	5.5	7.8	
Sigma 200 SR	SSR203	Low 2.5 V (RV)	10.1	11.1	**
		Nominal 3.5 V (RV)	8.2	9.8	
		High 5.0 V (RV)	6.4	8.4	
Sigma 300 DR	SDR303, SDR306	Low 2.5 V (A, RV)	10.1	11.7	**
		Nominal 3.5 V (A, RV)	7.5	9.6	
		High 5.0 V (A, RV)	5.5	7.8	
Sigma 300 SR	SSR303, SSR306	Low 2.5 V (RV)	10.1	11.1	**
		Nominal 3.5 V (RV)	8.2	9.8	
		High 5.0 V (RV)	6.4	8.4	
Sigma 300 VDD	SVDD303	Low 2.5 V (RV)	8.9	9.7	**
		Nominal 3.5 V (RV)	7.3	8.6	
		High 5.0 V (RV)	5.8	7.4	
Thera-i DR	7960i, 7961i, 7962i	Low 2.5 V (A, RV)	9.9	11.3	**
		Nominal 3.5 V (A, RV)	7.4	9.4	
		High 5.0 V (A, RV)	5.4	7.5	
Thera-i SR	8960i, 8961i, 8962i	Low 2.5 V (RV)	9.8	10.7	**
		Nominal 3.5 V (RV)	8.0	9.5	
		High 5.0 V (RV)	6.4	8.1	
Thera-i VDD	8968i	Low 2.5 V (RV)	11.5	12.4	**
		Nominal 3.5 V (RV)	9.6	11.1	
		High 5.0 V (RV)	7.7	9.7	
Versa DR	VEDR01	Low 2.5 V (A, RV)	7.4	8.2	**
		Nominal 3.5 V (A, RV)	6.0	7.4	
		High 5.0 V (A, RV)	4.5	6.0	
Revo MRI SureScan	RVDR01	Low 2.5 V (A, RV)	9.7	11.2	**
		Nominal 3.5 V (A, RV)	7.3	9.4	
		High 5.0 V (A, RV)	4.9	7.1	

**Telemetry indication. Rate and mode change to 65 ppm and VVI respectively (VOO/65 with magnet).

Method for Estimating Lead Performance

Medtronic CRDM has tracked lead survival for over 28 years with its multicenter, global chronic lead studies.

Leads Performance Analysis

Implanted leads operate in the challenging biochemical environment of the human body and the body's response to foreign objects. Implanted leads are also subject to mechanical stresses associated with heart motion, body motion, and patient anatomy.

In this environment, pacemaker and defibrillation leads cannot be expected to last forever. While IPGs and ICDs have a battery that will deplete after a predictable length of time, a lead's longevity cannot be predicted, nor are there simple indicators that a lead is approaching the end of its service life. Therefore, regular monitoring while implanted, and evaluation of lead integrity upon IPG or ICD replacement, is necessary to determine if a lead may be approaching the end of its service life.

Returned Product Analysis Shortfalls

All leads and lead segments returned to Medtronic are analyzed to determine whether or not they meet performance limits established by Medtronic. Although returned product analyses are valuable for gaining insight into lead failure mechanisms, this data cannot be used by itself for determining the survival probability of leads because only a small fraction of leads are explanted and returned for analysis. Additionally, those leads that are returned cannot be assumed to be statistically representative of the performance of the total population for a given lead model. Partial or total lead extraction can result in significant damage to a lead, making a definitive analysis of a suspected failure and its cause impossible. Thus, lead survival probabilities are more appropriately determined through a clinical surveillance study. Although returned product analysis results are presented in this report, Medtronic tracks lead survival through its System Longevity Study.

System Longevity Study (SLS)

The SLS is a prospective, non-randomized multicenter, global study designed to monitor the performance of market-released cardiac therapy products. Medtronic has been monitoring the performance of its cardiac therapy products with a multicenter study for 28 years and has evaluated the performance of more than 75,000 leads, with data reported from 14 countries on four continents.

The primary purpose of the SLS is to evaluate and publish the long-term reliability and performance of Medtronic market-released cardiac therapy products by analyzing product survival probabilities. Product-related adverse events, indicating the status of the product, are collected to measure survival probabilities. The data gathered in this study may also be used to support the design and development of investigational plans for new cardiac therapy products. The SLS is designed to continue indefinitely, encompassing new products as they become commercially available.

Eligible products for study enrollment include all Medtronic market-released cardiac therapy products. Medtronic may limit overall enrollment of any product when the number of enrollments provides an adequate number to effectively assess product survivability. Medtronic reserves the right to close enrollment of a product at a site level in order to ensure all participating sites have an equal opportunity to enroll.

To ensure a sufficiently large and representative source of data, participating clinical centers must meet specific selection criteria. In addition, centers are selected to be representative of the range of clinical environments in which Medtronic conducts business.

Investigators enroll qualified subjects with specific Medtronic market-released cardiac therapy products and follow these subjects from their implant date until they can no longer be followed (e.g., death and lost to follow-up). Using a Clinical Investigation Plan, each center monitors and reports on the performance of specific Medtronic market-released cardiac therapy products (e.g., product-related adverse events, replacements and abandonments) and subject status (e.g., subject death and subject withdrawal from the study). Subjects will be followed by their respective center in accordance with the center's established practices for routine follow-up.

Patients are eligible for enrollment in the study if:

1. They are within 6 months post-implant of a Medtronic market-released lead connected to a market-released CRT, ICD, or IPG device, and the lead is used for a pacing, sensing, or defibrillation application, or
2. They participated in a qualifying study of a market-released Medtronic cardiac therapy product; complete implant and follow-up data are available; and the data is appropriately and legally released for use in the study.

continued

The Standard Actuarial Method is used to determine estimates of lead survival.

The SLS protocol requires regular follow-up reporting on all leads actively followed in the study. The follow-up schedule for this study is based on utilizing routine, scheduled office/clinic visits and unscheduled office/clinic visits prompted by symptoms or complaints. Data collected at each follow-up includes routine clinical electrical data, any system modifications, and any lead or generator adverse events.

Each study center must inform Medtronic whenever a lead complication has occurred or when a patient is no longer participating in the study. Under the study protocol, each lead is assumed to be normally active unless a lead-related complication is confirmed, the lead is abandoned or explanted, the patient is no longer available for follow-up, or more than 24 months have passed since last follow-up. The data analyses assume that the patient is still part of the study and no lead complications had occurred as of the report cutoff date unless specifically reported by the center.

Medtronic evaluates center compliance with study protocol through clinical monitoring at each study site. Additionally, study center personnel must be trained in the study procedures prior to participating, and they must adhere to the policies and procedures of their local ethics boards.

Lead Complications

All adverse events are critically evaluated by a Medtronic technical review committee and the investigator is asked to assess the relationship of the adverse event to the presence or performance of the implanted system, generator and/or lead(s).

The SLS complication criteria are defined below. These criteria do not, however, enable a lead integrity or “hardware” failure to be conclusively differentiated from other clinical events such as an undetected lead dislodgement, exit block, or concurrent pulse generator failure manifested as a sensing or capture problem.

A lead-related complication is considered to have occurred if at least one of the following clinical observations is reported and at least one of the following clinical actions is made 30 days or more after the implant.

Clinical Observations

- Failure to capture
- Failure to sense/undersensing
- Oversensing
- Abnormal pacing impedance (based on lead model, but normal range is typically 200-3,000 ohms)
- Abnormal defibrillation impedance (based on lead model, but normal range is typically 20-200 ohms)
- Insulation breach, observed visually, that has degraded system performance
- Conductor fracture, observed visually or radiographically
- Extracardiac stimulation
- Cardiac perforation
- Lead dislodgement

Clinical Actions

- Lead surgically abandoned/capped
- Lead electrically abandoned/capped
- Lead explanted
- Lead replaced
- Polarity reprogrammed (i.e., bipolar to unipolar; unipolar to bipolar)
- Lead use continued based on medical judgment despite a known clinical performance issue
- Other lead-related surgery performed (e.g., lead mechanical alteration or unsuccessful repositioning)

Note: Successful lead repositioning is not a qualifying action.

continued

Data Analysis Methods

The performance of leads is expressed in terms of lead survival estimates, where “survival” refers to the function of the lead, not the survival of the patient. These survival estimates are intended to illustrate the probability that a lead will survive for a given number of years without a lead-related complication.

The survival estimates are determined from the analysis of the data collected through the SLS. These data are presented graphically and numerically.

Survival times are calculated from the implant date to the earlier of the complication date, out-of-service date (for example, subject leaves the study, the lead is no longer being used, or no data has been reported within a specified time interval), or the cutoff date of the report. If a lead experiences more than one complication, the first is used to calculate survival time; although all complications associated with a lead are in the tables in this report.

Of the several different statistical methods available for survival analysis, the Standard Actuarial Method, with suspensions assumed distributed across the intervals (Cutler-Ederer Method), is used to determine estimates of lead survival. This method is commonly used by medical researchers and clinicians.

On the following pages, each graph includes a survival curve where events include qualifying lead-related complications. This survival estimate is a good representation of the probability a lead will survive a period of time without a lead-related complication. For example, if a survival probability is 95% after 5 years of service, then the lead has a 5% chance of experiencing a lead-related complication in the first 5 years following implant.

Since the survival estimate can become very imprecise with small effective sample sizes, Medtronic truncates the survival curve when the number of leads entering an interval is less than 50 leads. When the number of leads entering an interval reaches 50, the next data point is added to the survival curve.

Although the report provides tabular data in 1-year intervals, the curves are actually computed and plotted using 3-month intervals.

The data in the tables is rounded to the nearest tenth of one percent. Occasionally, a graph may show 100% survival, but have one or more complications. This occurs because even with the complications, the data rounds to 100%.

The survival curves are statistical estimates. As performance experience accumulates, the estimation improves. Confidence intervals are provided as a way to indicate the degree of certainty of the estimates. Greenwood’s formula is used to calculate corresponding 95% confidence intervals for the standard errors, and the complementary log-log method is used to produce the confidence bounds.

continued

Medtronic urges all physicians to return explanted products and to notify Medtronic when a product is no longer in use, regardless of reason for explant or removal from use.

Sample Size and How the Population and Population Samples Are Defined

The population sample from which the survival estimates are derived is comprised of the patients successfully enrolled in the SLS as of the report cutoff date. The number of enrolled implants is listed for each model.

This sample based on SLS enrollments is considered to be representative of the worldwide population, including data from 14 countries on four continents, and therefore the survival estimates shown in this report should be representative of the performance worldwide of these models.

In general, a model or model family will be included in this report when more than 100 leads have been enrolled and no fewer than 50 leads followed for at least 6 months. Models will remain in the report for at least 20 years as long as Medtronic estimates at least 500 leads remain active in the United States, based on estimated US implants.

Medtronic, at its discretion, may stop providing updated performance information on lead models that received original US market-release approval 20 or more years ago. These models may be removed from this report at that time.

Returned Product Analysis Results

Every lead or lead portion returned to Medtronic receives an analysis. Although the returned product analysis data is not used to generate the survival estimates, the data provides valuable insight into the causes of lead malfunction.

For reporting returned product analysis results, Medtronic CRDM considers a lead as having malfunctioned whenever the analysis shows that any parameter was outside the performance limits established by Medtronic while implanted and in service. To be considered a malfunction for returned product analysis reporting, the lead must have been returned to Medtronic and analyzed.

The results of the analysis is presented in four categories. The lead reporting categories are:

- **Conductor Fracture:** Conductor malfunction with complete or intermittent loss of continuity that could interrupt current flow (e.g., fractured conductors), including those associated with clavicle flex fatigue or crush damage.

- **Insulation Breach:** A malfunction of the insulation allowing inappropriate entry of body fluids or inappropriate current flow between the conductors, or between the conductor and the body. Examples include cuts, tears, depressions, abrasions, and material degradation.
- **Crimps/Welds/Bonds:** Any malfunction in a conductor or lead body associated with a point of connection.
- **Other:** Malfunctions of specific lead mechanical attributes, such as sensors, connectors, seal rings, or malfunction modes not included in the three categories above.

A lead subject to a safety advisory is not considered to have malfunctioned unless it has been returned to Medtronic CRDM and found, through analysis, to actually have performed outside the performance limits established by Medtronic.

For leads designed for either ventricular or atrial use, the numbers listed in the Returned Product Analysis tables include both.

The numbers of malfunctions listed in the Returned Product Analysis tables are the actual numbers confirmed in the returned product analysis from the United States. The numbers of complications listed in the complications tables are the actual numbers observed in the SLS centers around the world.

US Reports of Acute Lead Observations (Occurring within First Month of Service)

In the first weeks following lead implantation, physiologic responses and lead performance can vary until long-term lead stability is attained. Acute (defined as the first month after implant) lead performance may be subject to a number of factors, including patient-specific anatomy,

continued

clinical conditions and/or varying implant conditions/ techniques. After a period of time, the implant and the lead performance stabilizes. It is for this reason that the System Longevity Study results, which are intended to measure long-term performance, do not include complications that occur within the first 30 days after implant.

Information about the clinical experience in the first month of service is included in this report. The source for this information is Medtronic's complaint handling system database. The information is summarized in tables titled "US Reports of Acute Lead Observations." To be included in this summary of observations, a lead must first be successfully implanted and registered in Medtronic's Device and Registrant Tracking system.

Each Event Report received by Medtronic's complaint handling system is assigned one or more Reason for Report codes based on the information received. The Reason for Report codes have been grouped into Acute Lead Observation categories. The categories used for this product performance report are drawn from the "FDA Guidance for Submission of Research and Marketing Applications for Permanent Pacemaker Leads and for Pacemaker Lead Adapter 510(k) Submissions." The categories are:

1. Cardiac Perforation
2. Conductor Fracture
3. Lead Dislodgement
4. Failure to Capture
5. Oversensing
6. Failure to Sense
7. Insulation Breach
8. Impedance Abnormal
9. Extracardiac Stimulation
10. Unspecified

Although multiple observations are possible for any given lead, only one observation is reported per lead. The observation reported is the observation highest on the list. For example, if an Event Report includes observations for both Lead Dislodgement and Failure to Sense, Lead Dislodgement is reported.

The lead event reported to Medtronic may or may not have involved clinical action or product returned to Medtronic. The lead may have remained implanted and in service.

Estimated Number of Implanted and Active Leads in the United States

In addition to providing the number of leads enrolled in the SLS, this report also provides the number of leads registered as implanted and the number remaining active in the United States based on the status recorded in the Medtronic Device and Registrant Tracking system.

Some lead models do not have a survival curve presented in this report. These lead models do not have a survival curve because they have insufficient sample size in the System Longevity Study. Returned Product Analysis results for these models are included here for reference and comparison.

Left-Heart Leads continued

2187 Attain LV

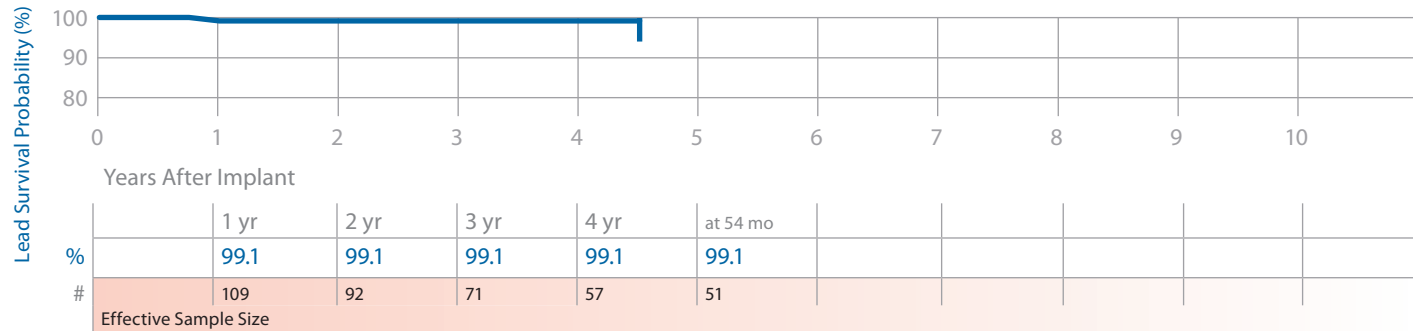
Product Characteristics

US Market Release	Aug-01	Serial Number Prefix	LEY	US Returned Product Analysis	
Registered US Implants	11,900	Type and/or Fixation	Transvenous, Left Ventricular Cardiac Vein, Distal Continuous Curve	Conductor Fracture	0
Estimated Active US Implants	2,900	Polarity	Unipolar	Crimp/Weld/Bond	0
Advisories	None	Steroid	No	Insulation Breach	0
				Other	1

System Longevity Study Results

Qualifying Complications 1 Total

Number of Leads Enrolled in Study	134	Failure to Capture	1
Cumulative Months of Follow-Up	6,481		
Number of Leads Active in Study	21		



2188 Attain CS

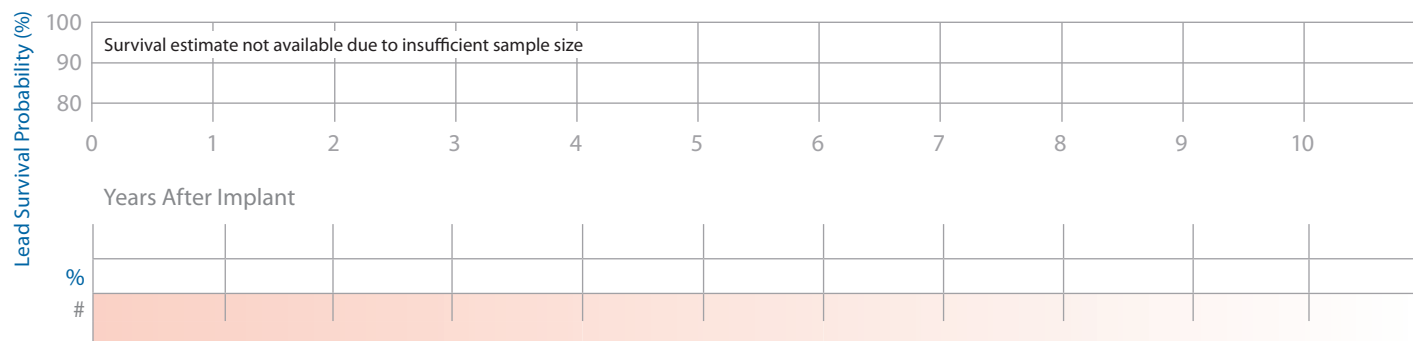
Product Characteristics

US Market Release	Aug-01	Serial Number Prefix	LEB	US Returned Product Analysis	
Registered US Implants	1,800	Type and/or Fixation	Transvenous, Coronary Sinus/ Cardiac Vein, Canted	Conductor Fracture	1
Estimated Active US Implants	300	Polarity	Bipolar	Crimp/Weld/Bond	0
Advisories	None	Steroid	No	Insulation Breach	0
				Other	0

System Longevity Study Results

Qualifying Complications 1 Total

Number of Leads Enrolled in Study	15	Extra Cardiac Stimulation	1
Cumulative Months of Follow-Up	487		
Number of Leads Active in Study	0		



Left-Heart Leads continued

4193 Attain OTW

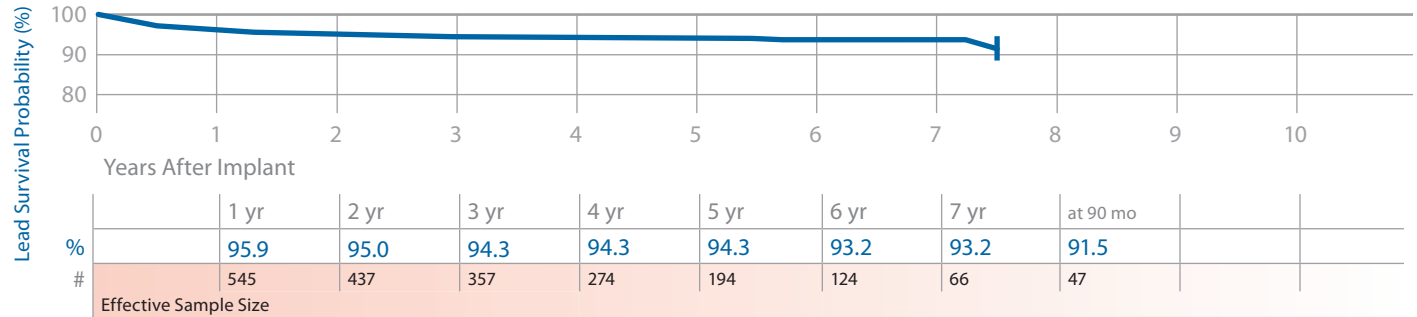
Product Characteristics

US Market Release	May-02	Serial Number Prefix	BAA	US Returned Product Analysis	
Registered US Implants	100,600	Type and/or Fixation	Transvenous, Left Ventricular Cardiac Vein, Distal Double Curve	Conductor Fracture	47
Estimated Active US Implants	37,900	Polarity	Unipolar	Crimp/Weld/Bond	0
Advisories	None	Steroid	Yes	Insulation Breach	5
				Other	8

System Longevity Study Results

Qualifying Complications 37 Total

Number of Leads Enrolled in Study	675	Lead Dislodgement	14	Unspecified Clinical Failure	3
Cumulative Months of Follow-Up	29,104	Failure to Capture	12	Extra Cardiac Stimulation	7
Number of Leads Active in Study	156	Conductor Fracture	1		



4194 Attain OTW

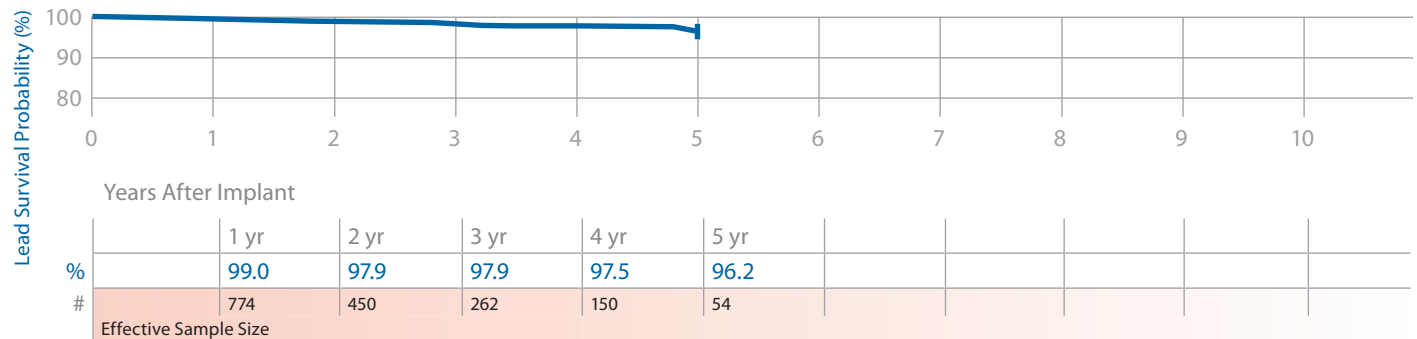
Product Characteristics

US Market Release	Aug-04	Serial Number Prefix	LFG	US Returned Product Analysis	
Registered US Implants	102,700	Type and/or Fixation	Transvenous, Left Ventricular Cardiac Vein, Distal Double Curve	Conductor Fracture	10
Estimated Active US Implants	63,800	Polarity	Bipolar	Crimp/Weld/Bond	0
Advisories	None	Steroid	Yes	Insulation Breach	38
				Other	6

System Longevity Study Results

Qualifying Complications 23 Total

Number of Leads Enrolled in Study	1,214	Lead Dislodgement	12	Extra Cardiac Stimulation	3
Cumulative Months of Follow-Up	28,024	Failure to Capture	5		
Number of Leads Active in Study	848	Insulation (ESC)	1		
		Insulation (not further defined)	2		



Left-Heart Leads continued

4195 Attain StarFix

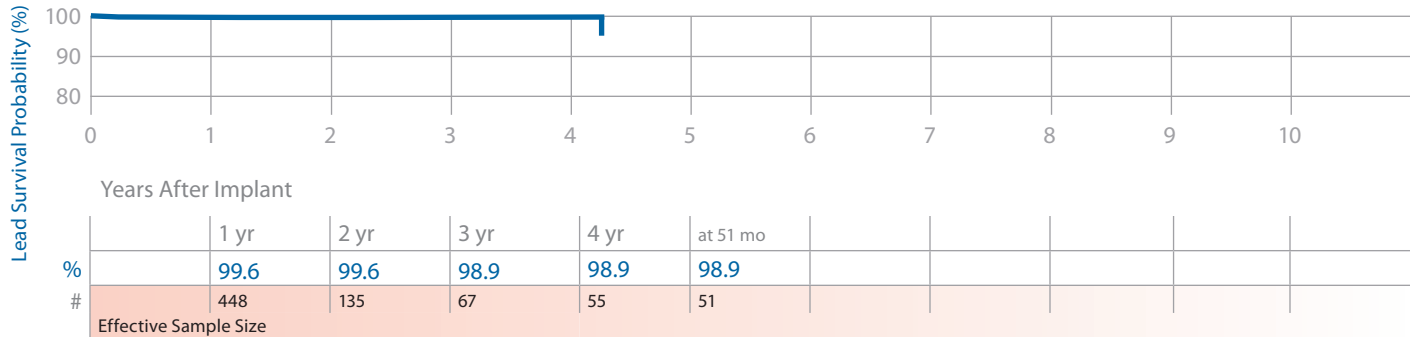
Product Characteristics

US Market Release	Aug-08	Serial Number Prefix	AAD	US Returned Product Analysis	
Registered US Implants	12,600	Type and/or Fixation	Transvenous, Left Ventricular Cardiac Vein, Deployable Lobe Fixation	Conductor Fracture	1
Estimated Active US Implants	10,300	Polarity	Unipolar	Crimp/Weld/Bond	0
Advisories	None	Steroid	Yes	Insulation Breach	1
				Other	7

System Longevity Study Results

Qualifying Complications 4 Total

Number of Leads Enrolled in Study	953	Lead Dislodgement	3
Cumulative Months of Follow-Up	14,826	Conductor Fracture	1
Number of Leads Active in Study	815		



4196 Attain Ability

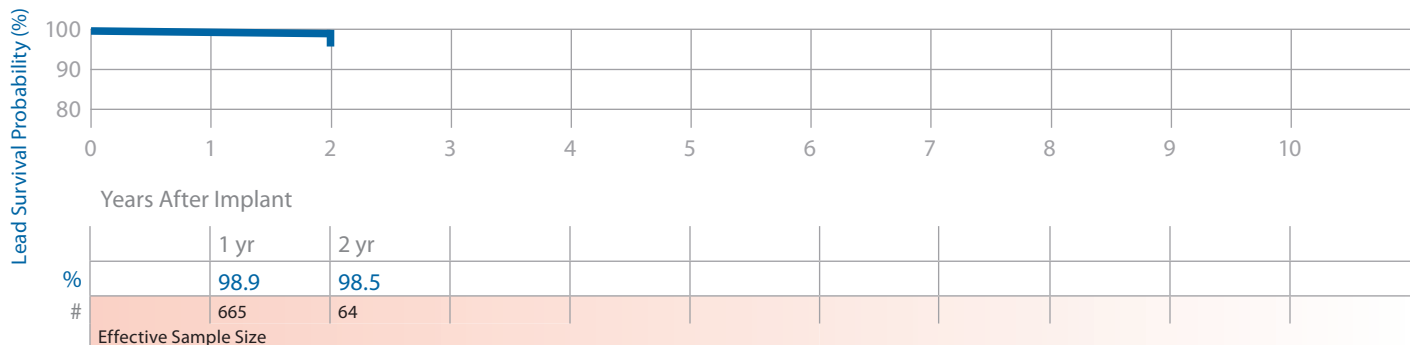
Product Characteristics

US Market Release	May-09	Serial Number Prefix	PVI	US Returned Product Analysis	
Registered US Implants	38,800	Type and/or Fixation	Transvenous, Left Ventricular Cardiac Vein, Preformed Body, Double Curve	Conductor Fracture	2
Estimated Active US Implants	33,100	Polarity	Bipolar	Crimp/Weld/Bond	0
Advisories	None	Steroid	Yes	Insulation Breach	0
				Other	1

System Longevity Study Results

Qualifying Complications 17 Total

Number of Leads Enrolled in Study	1,859	Lead Dislodgement	7
Cumulative Months of Follow-Up	20,670	Failure to Capture	4
Number of Leads Active in Study	1,525	Extra Cardiac Stimulation	6



Left-Heart Leads continued

4296 Attain Ability Plus

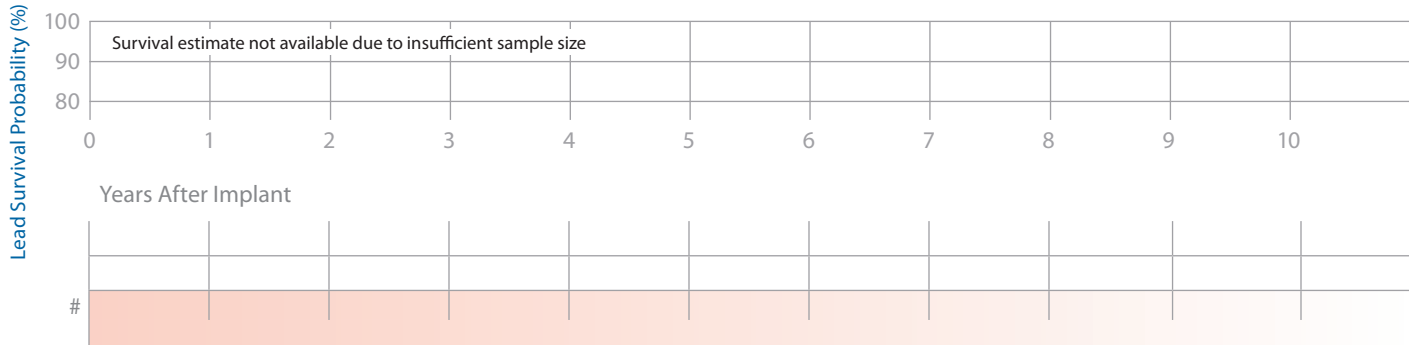
Product Characteristics

				US Returned Product Analysis	
US Market Release	Apr-11	Serial Number Prefix	RRA	Conductor Fracture	0
Registered US Implants	3,700	Type and/or Fixation	Transvenous, Left Ventricular Cardiac Vein, Distal Double Curve	Crimp/Weld/Bond	0
Estimated Active US Implants	3,500	Polarity	Bipolar	Insulation Breach	0
Advisories	None	Steroid	Yes	Other	0

System Longevity Study Results

Qualifying Complications 0 Total

Number of Leads Enrolled in Study	151	Lead Dislodgement	0
Cumulative Months of Follow-Up	140	Conductor Fracture	0
Number of Leads Active in Study	148	Extra Cardiac Stimulation	0



4396 Attain Ability Straight

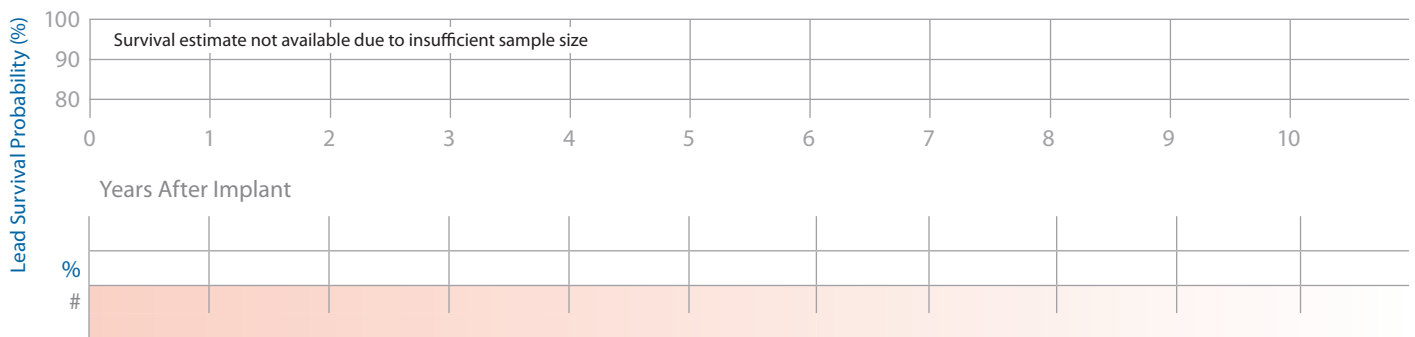
Product Characteristics

				US Returned Product Analysis	
US Market Release	Mar-11	Serial Number Prefix	RAE	Conductor Fracture	0
Registered US Implants	1,000	Type and/or Fixation	Transvenous, Left Ventricular Cardiac Vein, Tines	Crimp/Weld/Bond	0
Estimated Active US Implants	1,000	Polarity	Bipolar	Insulation Breach	0
Advisories	None	Steroid	Yes	Other	0

System Longevity Study Results

Qualifying Complications 0 Total

Number of Leads Enrolled in Study	54	Lead Dislodgement	0
Cumulative Months of Follow-Up	321	Failure to Capture	0
Number of Leads Active in Study	53	Extra Cardiac Stimulation	0



Left-Heart Leads continued

Lead Survival Summary (95% Confidence Interval)

Model Number	Family	US Market Release	Leads Enrolled	Leads Active in Study	Qualifying Complications	Cumulative Months of Follow-Up in Study	Device Survival Probability (%)									
							Years After Implant									
							1 yr	2 yr	3 yr	4 yr	5 yr	6 yr	7 yr	8 yr	9 yr	10 yr
2187	Attain LV	Aug-01	134	21	1	6,481	99.1 +0.8/-5.1	99.1 +0.8/-5.1	99.1 +0.8/-5.1	99.1 +0.8/-5.1	99.1 +0.8/-5.1 at 54 mo					
2188	Attain CS	Aug-01	15	0	1	487	100.0 at 0 mo									
4193	Attain OTW	May-02	675	156	37	29,104	95.9 +1.3/-1.8	95.0 +1.4/-2.1	94.3 +1.6/-2.3	94.3 +1.6/-2.3	94.3 +1.6/-2.3	93.2 +2.0/-2.8	93.2 +2.0/-2.8	91.5 +3.2/-5.0 at 90 mo		
4194	Attain OTW	Aug-04	1,214	848	23	28,024	99.0 +0.4/-0.9	97.9 +0.8/-1.3	97.9 +0.8/-1.3	97.5 +1.0/-1.5	96.2 +2.0/-4.1					
4195	Attain StarFix	Aug-08	953	815	4	14,826	99.6 +0.3/-0.8	99.6 +0.3/-0.8	98.9 +0.8/-3.2	98.9 +0.8/-3.2	98.9 +0.8/-3.2 at 51 mo					
4196	Attain Ability	May-09	1,859	1,525	17	20,670	98.9 +0.4/-0.7	98.5 +0.7/-1.3								
4296	Attain Ability Plus	Apr-11	151	148	0	140	100.0 at 0 mo									
4396	Attain Ability Straight	Mar-11	54	53	0	321	100.0 at 0 mo									

Source: System Longevity Study
Data as of January 31, 2012

US Returned Product Analysis Summary

Model Number	Family	US Market Release	Estimated US Implants	Estimated US Active	Conductor Fracture	Crimp/Weld/Bond	Insulation Breach	Other
2187	Attain LV	Aug-01	11,900	2,900	0	0	0	1
2188	Attain CS	Aug-01	1,800	300	1	0	0	0
4193	Attain OTW	May-02	100,600	37,900	47	0	5	8
4194	Attain OTW	Aug-04	102,700	63,800	10	0	38	6
4195	Attain StarFix	Aug-08	12,600	10,300	1	0	1	7
4196	Attain Ability	May-09	38,800	33,100	2	0	0	1
4296	Attain Ability Plus	Apr-11	3,700	3,500	0	0	0	0
4396	Attain Ability Straight	Mar-11	1,000	1,000	0	0	0	0

Source: Returned Product Analysis
Data as of January 31, 2012

US Reports of Acute Lead Observations

Model Number	Family	Estimated US Implants	Cardiac Perforation	Conductor Fracture	Lead Dislodgement	Failure to Capture	Oversensing	Failure to Sense	Insulation Breach	Impedance Abnormal	Extracardiac Stimulation	Unspecified
2187	Attain LV	11,900	0	0	9	4	0	1	0	0	1	0
2188	Attain CS	1,800	0	0	2	0	0	0	0	0	0	0
4193	Attain OTW	100,600	0	0	45	11	1	0	0	0	15	2
4194	Attain OTW	102,700	1	2	92	21	1	0	1	6	25	3
4195	Attain StarFix	12,600	1	0	22	8	0	0	0	0	20	1
4196	Attain Ability	38,800	1	2	90	28	0	0	1	4	37	3
4296	Attain Ability Plus	3,700	0	0	9	2	0	0	0	0	2	0
4396	Attain Ability Straight	1,000	0	1	6	2	0	0	0	0	3	0

Report Cutoff Date: January 31, 2012

Reference Chart

Model Number	Family	Type	Insulation	Conductor Material	Tip Electrode	Connector Type
2187	Attain LV	Transvenous Cardiac Vein Preformed Body	Polyurethane (55D)	MP35N	Platinized Platinum	IS-1 UNI
2188	Attain CS	Transvenous Cardiac Vein Preformed Body	Polyurethane (55D)	MP35N	Platinized Platinum	IS-1 BI
4193	Attain OTW	Transvenous Cardiac Vein Preformed Body	Polyurethane (55D)	MP35N	Platinized Platinum	IS-1 UNI
4194	Attain OTW	Transvenous Cardiac Vein Preformed Body	Polyurethane (55D)/ Silicone (4719)	MP35N	Platinum Alloy	IS-1 BI
4195	Attain StarFix	Transvenous Cardiac Vein Deployable Lobes	Polyurethane (55D)	MP35N	Platinum Alloy	IS-1 UNI
4196	Attain Ability	Transvenous Cardiac Vein Preformed Body	Polyurethane (outer) SI-polyimide (inner)	Ag-core- MP35N	Platinum iridium alloy with titanium nitride coating	IS-1 BI
4296	Attain Ability Plus	Transvenous Cardiac Vein Distal Double Curve	Polyurethane (outer) Silicone (inner)	Ag-core- MP35N	Platinum iridium alloy with titanium nitride coating	IS-1 BI
4396	Attain Ability Straight	Transvenous Cardiac Vein Tines	Polyurethane (outer) Silicone (inner)	Ag-core- MP35N	Platinum iridium alloy with titanium nitride coating	IS-1 BI

Defibrillation Leads

6721, 6921 Epicardial Patch

Product Characteristics

US Market Release	Feb-93	Serial Number Prefix	TBH, TBG, TBB, TAD, TAC, or TAB
Registered US Implants	8,700	Type and/or Fixation	Epicardial Defib Patch, Suture
Estimated Active US Implants	1,400	Polarity	Defib Electrode only
Advisories	None	Steroid	No

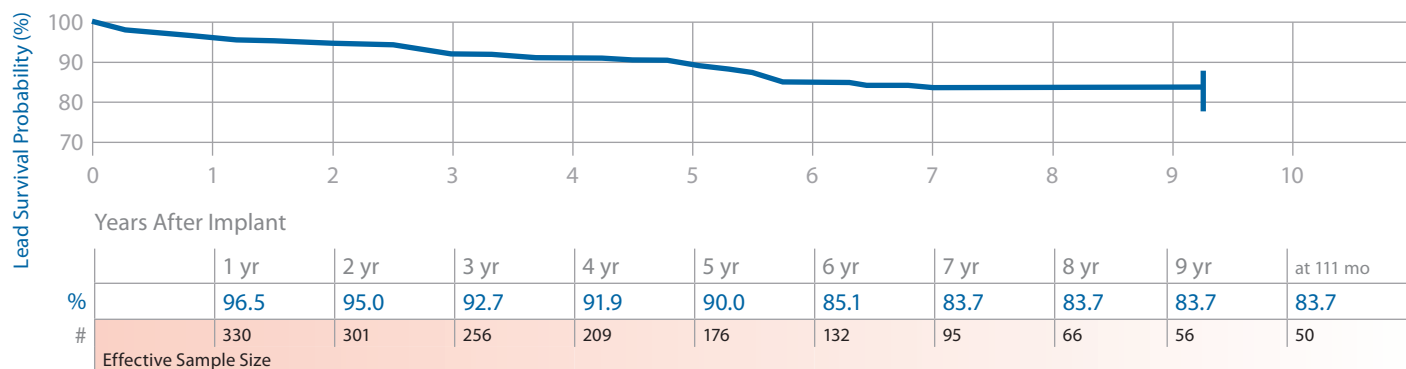
US Returned Product Analysis

Conductor Fracture	66
Crimp/Weld/Bond	1
Insulation Breach	9
Other	0

System Longevity Study Results

Qualifying Complications 47 Total

Number of Leads Enrolled in Study	407	Failure to Capture	8	Impedance Out of Range	4
Cumulative Months of Follow-Up	23,303	Conductor Fracture	21	Oversensing	12
Number of Leads Active in Study	4	Insulation (not further defined)	2		



6930 Sprint Fidelis

Product Characteristics

US Market Release	Sep-04	Serial Number Prefix	LFK
Registered US Implants	400	Type and/or Fixation	Transvenous, Vent, Defib and Pace/Sense, Tines
Estimated Active US Implants	200	Polarity	True Bipolar/One Coil
Advisories:		Steroid	Yes
See page 153 – 2007 Potential Conductor Wire Fracture			

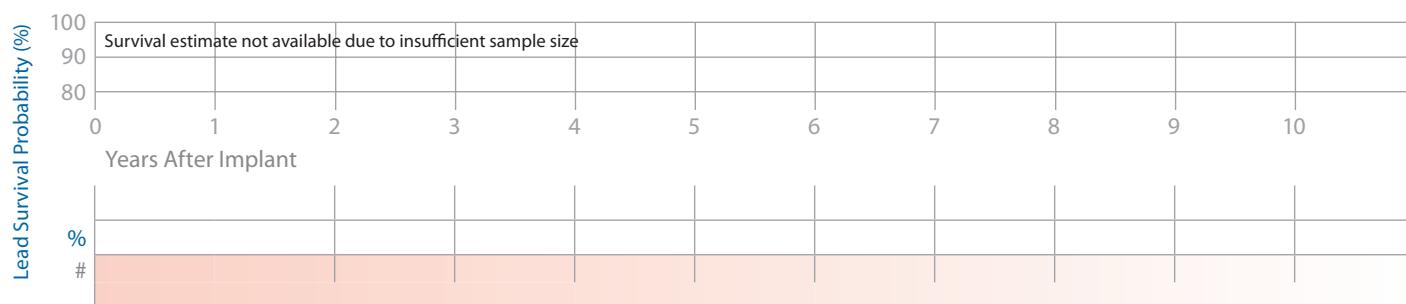
US Returned Product Analysis

Conductor Fracture	3
Crimp/Weld/Bond	0
Insulation Breach	0
Other	0

System Longevity Study Results

Qualifying Complications 0 Total

Number of Leads Enrolled in Study	4
Cumulative Months of Follow-Up	151
Number of Leads Active in Study	2



Defibrillation Leads continued

6931 Sprint Fidelis

Product Characteristics

US Market Release	Sep-04
Registered US Implants	8,100
Estimated Active US Implants	4,100
Advisories	
See page 153 – 2007 Potential Conductor Wire Fracture	

Serial Number Prefix	LFL
Type and/or Fixation	Transvenous, Vent, Defib and Pace/Sense, Screw-in
Polarity	True Bipolar/One Coil
Steroid	Yes

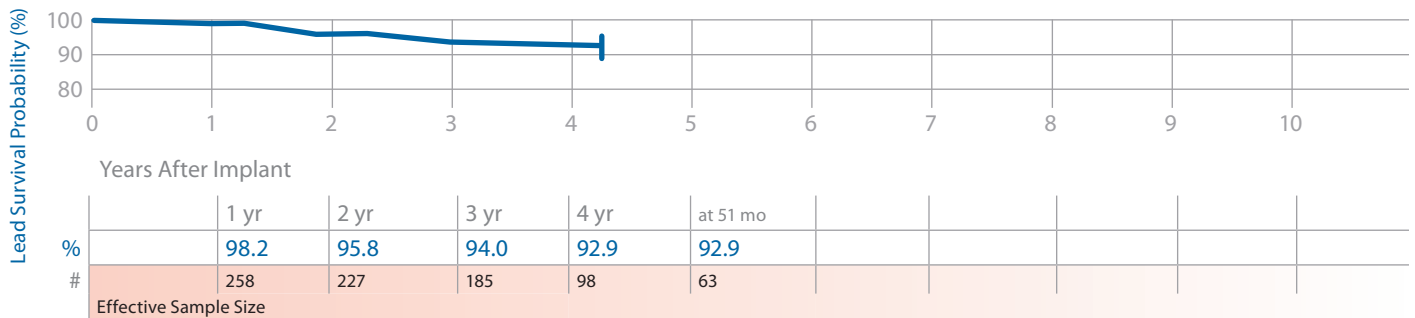
US Returned Product Analysis

Conductor Fracture	450
Crimp/Weld/Bond	0
Insulation Breach	0
Other	5

System Longevity Study Results

Qualifying Complications 18 Total

Number of Leads Enrolled in Study	294	Lead Dislodgement	2	Impedance Out of Range	4
Cumulative Months of Follow-Up	11,469	Failure to Capture	3	Oversensing	3
Number of Leads Active in Study	159	Conductor Fracture	4	Other	1
		Failure to Sense	1		



6932 Sprint

Product Characteristics

US Market Release	Aug-96
Registered US Implants	14,900
Estimated Active US Implants	4,500
Advisories	None

Serial Number Prefix	TCA
Type and/or Fixation	Transvenous, Vent, Defib and Pace/Sense, Tines
Polarity	True Bipolar/One Coil
Steroid	Yes

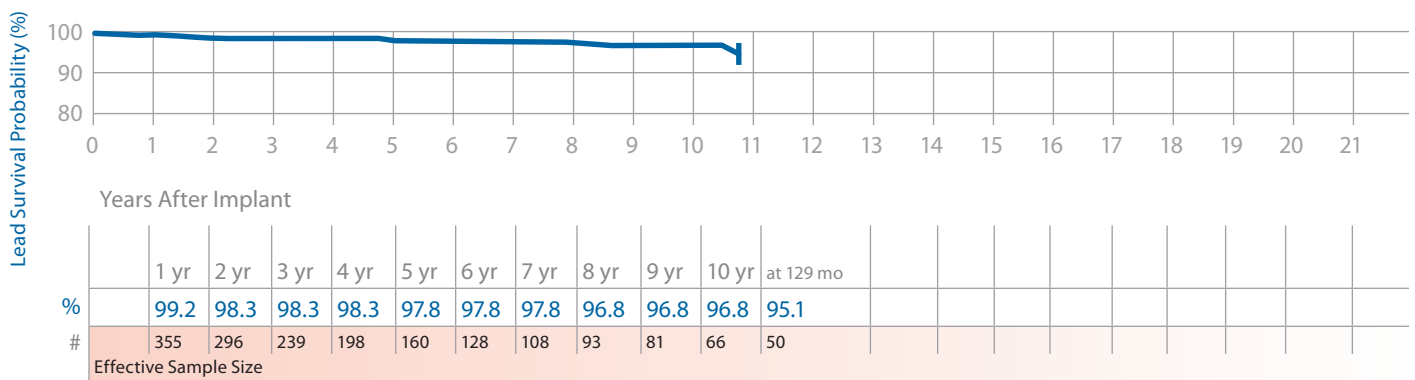
US Returned Product Analysis

Conductor Fracture	20
Crimp/Weld/Bond	0
Insulation Breach	23
Other	3

System Longevity Study Results

Qualifying Complications 10 Total

Number of Leads Enrolled in Study	411	Failure to Capture	2	Extra Cardiac Stimulation	1
Cumulative Months of Follow-Up	24,784	Failure to Sense	2	Oversensing	4
Number of Leads Active in Study	51	Impedance Out of Range	1		



Leads

Defibrillation Leads continued

6933, 6937, 6937A, 6963 SVC/CS Product Characteristics

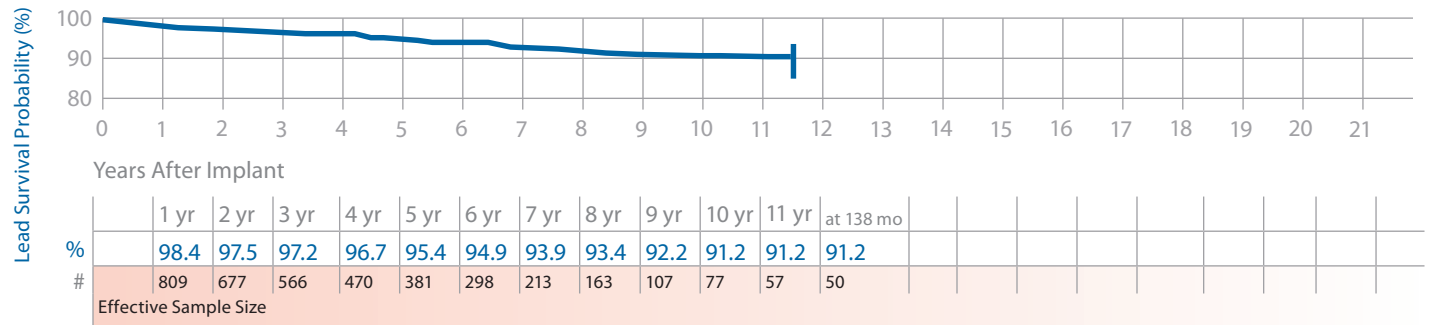
US Market Release	Dec-93	Serial Number Prefix	TAT, TBU, TDB, TAF	<u>US Returned Product Analysis</u>	
Registered US Implants	16,200	Type and/or Fixation	Transvenous CS or SVC Defib	Conductor Fracture	167
Estimated Active US Implants	2,600	Polarity	One Coil	Crimp/Weld/Bond	0
Advisories	None	Steroid	No	Insulation Breach	32
				Other	3

System Longevity Study Results

Number of Leads Enrolled in Study	966
Cumulative Months of Follow-Up	54,359
Number of Leads Active in Study	19

Qualifying Complications

Lead Dislodgement	1	Impedance Out of Range	3
Failure to Capture	6	Unspecified Clinical Failure	4
Conductor Fracture	16	Extra Cardiac Stimulation	4
Failure to Sense	1	Oversensing	10
Insulation (not further defined)	2		



6935 Sprint Quattro Secure Product Characteristics

US Market Release	Nov-08	Serial Number Prefix	TAU	<u>US Returned Product Analysis</u>	
Registered US Implants	28,700	Type and/or Fixation	Transvenous, Vent, Defib and Pace/Sense, Screw-in	Conductor Fracture	22
Estimated Active US Implants	26,400	Polarity	True Bipolar/One Coil	Crimp/Weld/Bond	0
Advisories	None	Steroid	Yes	Insulation Breach	0
				Other	6

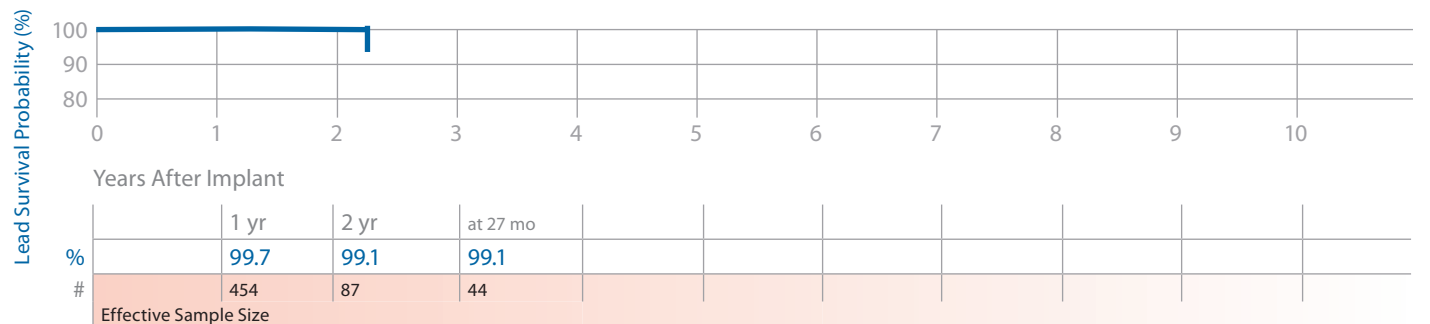
Performance Note: [See page 160](#) – Helix Retraction of the Sprint Quattro Secure S 6935 and Sprint Quattro Secure 6947

System Longevity Study Results

Number of Leads Enrolled in Study	1,329
Cumulative Months of Follow-Up	13,473
Number of Leads Active in Study	1,191

Qualifying Complications

Conductor Fracture	1
Failure to Sense	1
Oversensing	2



Defibrillation Leads continued

6936, 6966 Transvene

Product Characteristics

US Market Release	Dec-93	Serial Number Prefix	TAV, TAL
Registered US Implants	23,600	Type and/or Fixation	Transvenous, Vent, Defib and Pace/Sense, Screw-in
Estimated Active US Implants	2,400	Polarity	True Bipolar/One Coil
Advisories	None	Steroid	No

US Returned Product Analysis

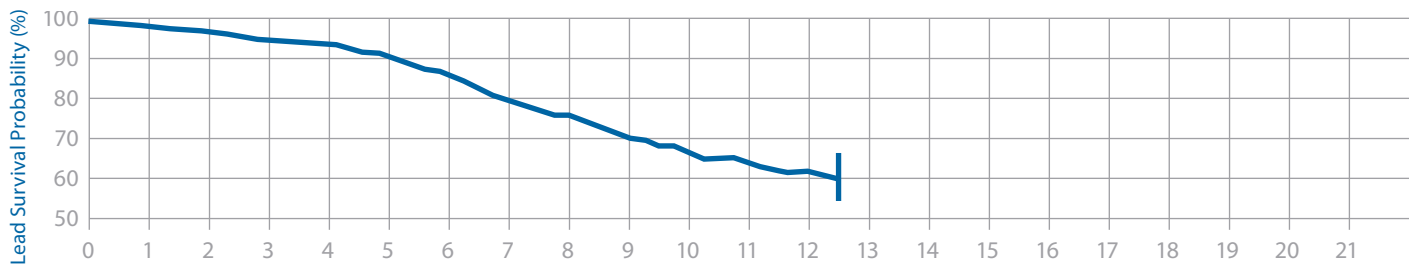
Conductor Fracture	176
Crimp/Weld/Bond	0
Insulation Breach	342
Other	7

System Longevity Study Results

Number of Leads Enrolled in Study	1,349
Cumulative Months of Follow-Up	75,072
Number of Leads Active in Study	19

Qualifying Complications 187 Total

Failure to Capture	15	Impedance Out of Range	7
Conductor Fracture	21	Unspecified Clinical Failure	5
Failure to Sense	7	Extra Cardiac Stimulation	6
Insulation (not further defined)	14	Oversensing	112



Years After Implant

	1 yr	2 yr	3 yr	4 yr	5 yr	6 yr	7 yr	8 yr	9 yr	10 yr	11 yr	12 yr	at 150 mo
%	98.2	97.0	95.2	94.3	91.1	86.8	79.8	75.9	70.2	65.8	63.6	61.8	59.5
#	1,140	956	807	659	530	414	284	210	142	104	75	56	49
Effective Sample Size													

6939, 6999 Sub-Q Patch

Product Characteristics

US Market Release	Dec-93	Serial Number Prefix	TBA, TAP
Registered US Implants	3,700	Type and/or Fixation	Subcutaneous Defib Patch, Suture
Estimated Active US Implants	300	Polarity	Defib Electrode Only
Advisories	None	Steroid	No

US Returned Product Analysis

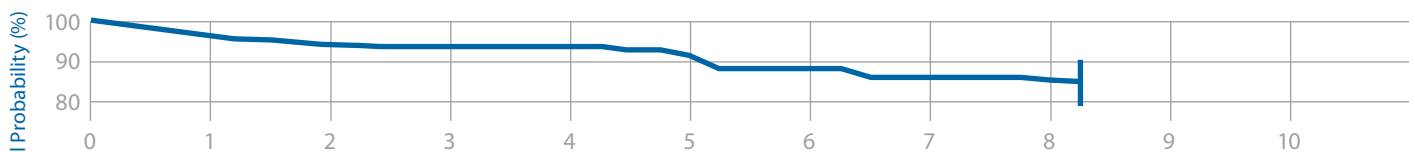
Conductor Fracture	28
Crimp/Weld/Bond	0
Insulation Breach	4
Other	1

System Longevity Study Results

Number of Leads Enrolled in Study	384
Cumulative Months of Follow-Up	20,555
Number of Leads Active in Study	1

Qualifying Complications 41 Total

Failure to Capture	8	Impedance Out of Range	1
Conductor Fracture	10	Unspecified Clinical Failure	2
Failure to Sense	1	Extra Cardiac Stimulation	4
Insulation (not further defined)	6	Oversensing	9



Years After Implant

	1 yr	2 yr	3 yr	4 yr	5 yr	6 yr	7 yr	8 yr	at 99 mo
%	96.0	94.1	93.7	93.7	91.5	89.2	86.7	85.2	85.2
#	312	273	232	188	154	115	78	54	51
Effective Sample Size									

Defibrillation Leads continued

6942 Sprint

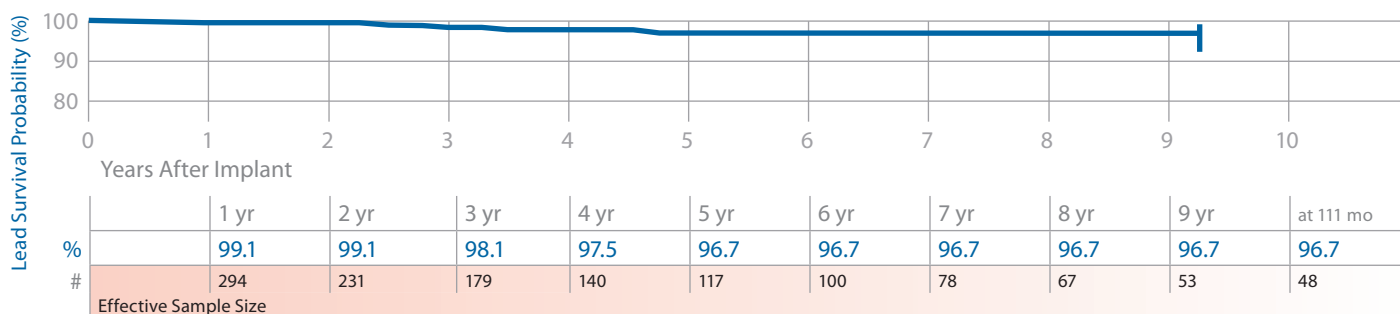
Product Characteristics

US Market Release	Jul-97	Serial Number Prefix	TCB	<u>US Returned Product Analysis</u>	
Registered US Implants	17,700	Type and/or Fixation	Transvenous, Vent, Defib and Pace/Sense, Tines	Conductor Fracture	14
Estimated Active US Implants	5,700	Polarity	Integrated Bipolar/Two Coils	Crimp/Weld/Bond	1
Advisories	None	Steroid	Yes	Insulation Breach	21
				Other	2

System Longevity Study Results

Qualifying Complications 7 Total

Number of Leads Enrolled in Study	351	Lead Dislodgement	1	Unspecified Clinical Failure	1
Cumulative Months of Follow-Up	18,648	Conductor Fracture	1	Oversensing	3
Number of Leads Active in Study	35	Failure to Sense	1		



6943 Sprint

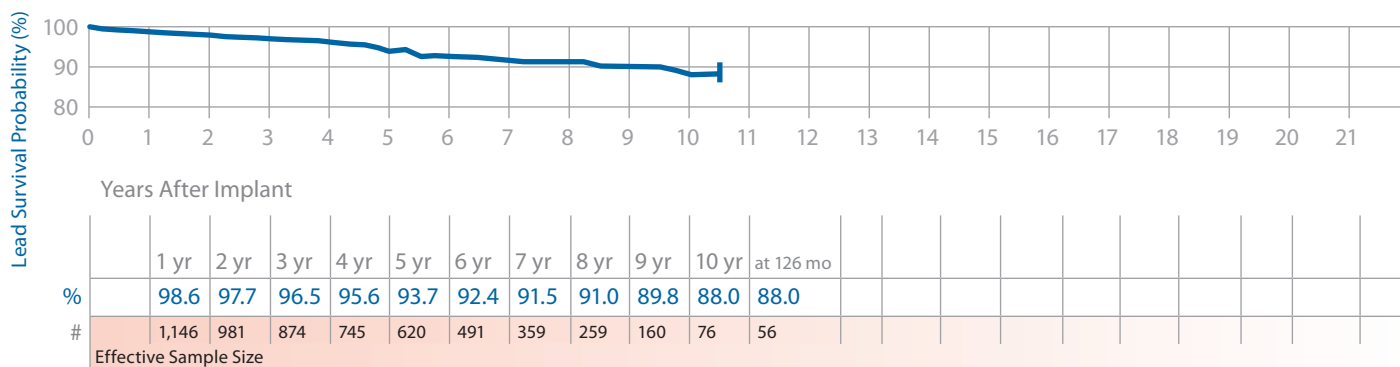
Product Characteristics

US Market Release	Oct-97	Serial Number Prefix	TCE	<u>US Returned Product Analysis</u>	
Registered US Implants	20,700	Type and/or Fixation	Transvenous, Vent, Defib and Pace/Sense, Screw-in	Conductor Fracture	64
Estimated Active US Implants	6,700	Polarity	True Bipolar/One Coil	Crimp/Weld/Bond	1
Advisories	None	Steroid	Yes	Insulation Breach	27
				Other	3

System Longevity Study Results

Qualifying Complications 82 Total

Number of Leads Enrolled in Study	1,311	Lead Dislodgement	1	Insulation (not further defined)	1
Cumulative Months of Follow-Up	78,866	Failure to Capture	8	Impedance Out of Range	8
Number of Leads Active in Study	252	Conductor Fracture	17	Unspecified Clinical Failure	3
		Failure to Sense	6	Oversensing	37
				Other	1



Defibrillation Leads continued

6944 Sprint Quattro

Product Characteristics

US Market Release	Dec-00	Serial Number Prefix	TDC
Registered US Implants	39,700	Type and/or Fixation	Transvenous, Vent, Defib and Pace/Sense, Tines
Estimated Active US Implants	21,300	Polarity	True Bipolar/Two Coils
Advisories	None	Steroid	Yes

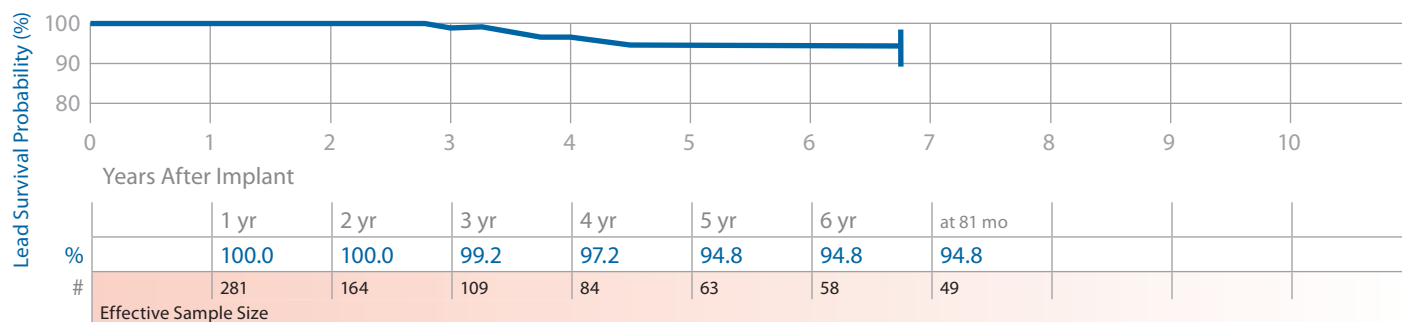
US Returned Product Analysis

Conductor Fracture	80
Crimp/Weld/Bond	1
Insulation Breach	2
Other	1

System Longevity Study Results

Qualifying Complications 5 Total

Number of Leads Enrolled in Study	470	Failure to Sense	1
Cumulative Months of Follow-Up	13,369	Impedance Out of Range	1
Number of Leads Active in Study	282	Unspecified Clinical Failure	1
		Oversensing	2



6945 Sprint

Product Characteristics

US Market Release	Sep-97	Serial Number Prefix	TDA
Registered US Implants	42,600	Type and/or Fixation	Transvenous, Vent, Defib and Pace/Sense, Screw-in
Estimated Active US Implants	13,600	Polarity	Integrated Bipolar/Two Coils
Advisories	None	Steroid	Yes

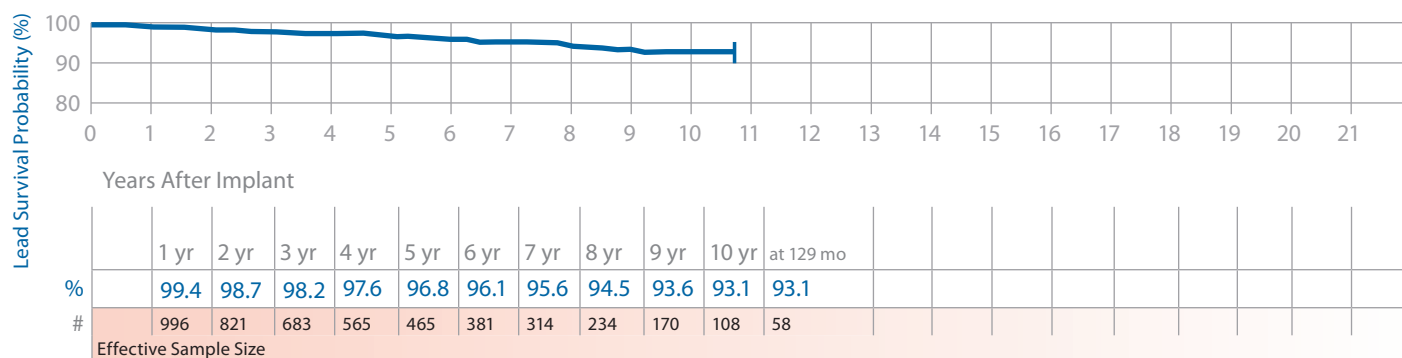
US Returned Product Analysis

Conductor Fracture	114
Crimp/Weld/Bond	1
Insulation Breach	32
Other	6

System Longevity Study Results

Qualifying Complications 37 Total

Number of Leads Enrolled in Study	1,154	Failure to Capture	2	Unspecified Clinical Failure	1
Cumulative Months of Follow-Up	65,925	Conductor Fracture	7	Extra Cardiac Stimulation	1
Number of Leads Active in Study	139	Failure to Sense	4	Oversensing	17
		Impedance Out of Range	5		



Defibrillation Leads continued

6947 Sprint Quattro Secure

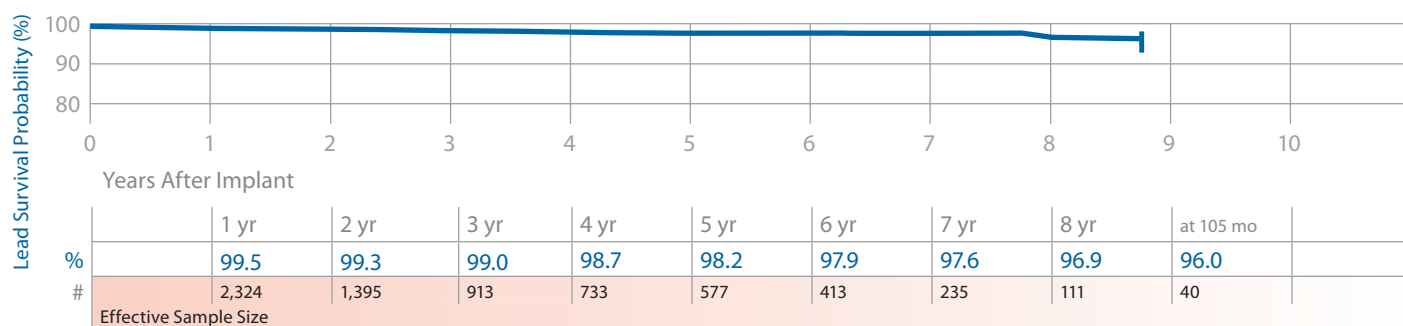
Product Characteristics

				US Returned Product Analysis	
US Market Release	Nov-01	Serial Number Prefix	TDG	Conductor Fracture	328
Registered US Implants	340,700	Type and/or Fixation	Transvenous, Vent, Defib and Pace/Sense, Screw-in	Crimp/Weld/Bond	4
Estimated Active US Implants	236,900	Polarity	True Bipolar/Two Coils	Insulation Breach	21
Advisories	None	Steroid	Yes	Other	58
Performance Note: See page 160 – Helix Retraction of the Sprint Quattro Secure S 6935 and Sprint Quattro Secure 6947					

System Longevity Study Results

Qualifying Complications 31 Total

Number of Leads Enrolled in Study	2,708	Lead Dislodgement	3	Impedance Out of Range	6
Cumulative Months of Follow-Up	100,486	Failure to Capture	1	Unspecified Clinical Failure	2
Number of Leads Active in Study	1,406	Conductor Fracture	4	Oversensing	10
		Failure to Sense	2		
		Insulation (not further defined)	3		



6948 Sprint Fidelis

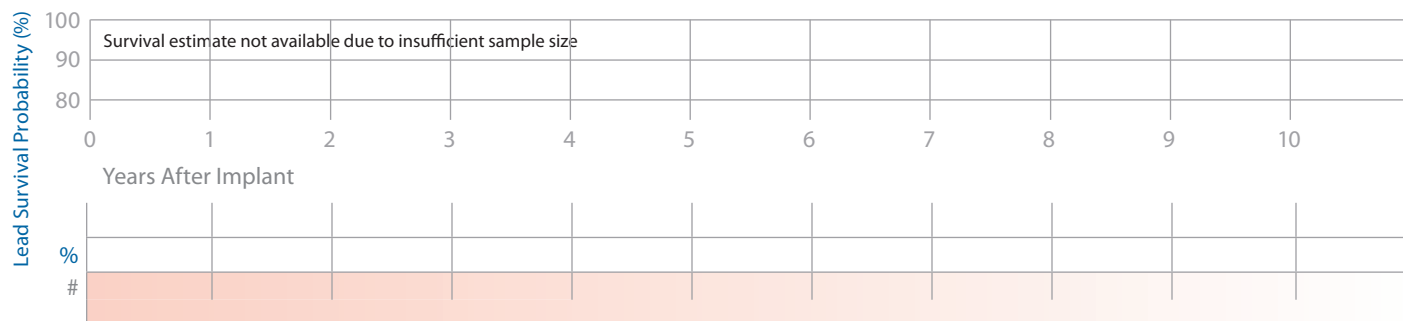
Product Characteristics

				US Returned Product Analysis	
US Market Release	Sep-04	Serial Number Prefix	LFH	Conductor Fracture	120
Registered US Implants	10,400	Type and/or Fixation	Transvenous, Vent, Defib and Pace/Sense, Tines	Crimp/Weld/Bond	0
Estimated Active US Implants	5,500	Polarity	True Bipolar/Two Coils	Insulation Breach	1
Advisories		Steroid	Yes	Other	0
See page 153 – 2007 Potential Conductor Wire Fracture					

System Longevity Study Results

Qualifying Complications 0 Total

Number of Leads Enrolled in Study	30
Cumulative Months of Follow-Up	1,253
Number of Leads Active in Study	19



Defibrillation Leads continued

6949 Sprint Fidelis

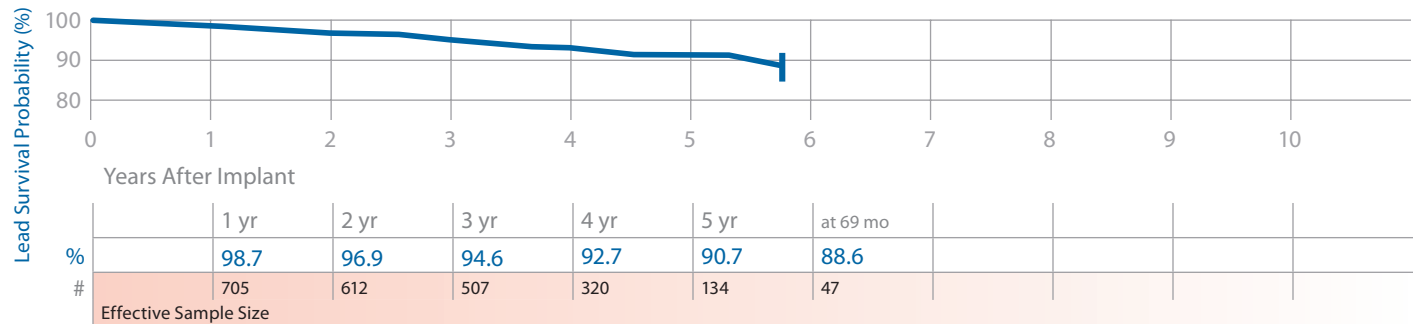
Product Characteristics

US Market Release	Sep-04	Serial Number Prefix	LFI	US Returned Product Analysis	
Registered US Implants	186,600	Type and/or Fixation	Transvenous, Vent, Defib and Pace/Sense, Screw-in	Conductor Fracture	5,244
Estimated Active US Implants	90,600	Polarity	True Bipolar/Two Coils	Crimp/Weld/Bond	2
Advisories		Steroid	Yes	Insulation Breach	12
See page 153 – 2007 Potential Conductor Wire Fracture				Other	60

System Longevity Study Results

Qualifying Complications 54 Total

Number of Leads Enrolled in Study	794	Lead Dislodgement	1	Insulation (not further defined)	1
Cumulative Months of Follow-Up	33,520	Failure to Capture	2	Impedance Out of Range	10
Number of Leads Active in Study	364	Conductor Fracture	22	Unspecified Clinical Failure	1
		Failure to Sense	2	Oversensing	14
				Other	1



6996 Sub-Q Lead

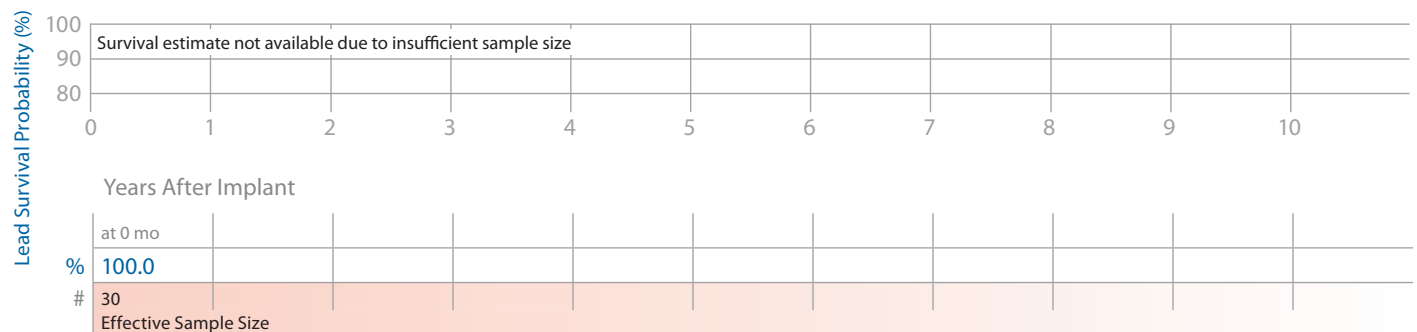
Product Characteristics

US Market Release	Jun-01	Serial Number Prefix	TCR	US Returned Product Analysis	
Registered US Implants	3,400	Type and/or Fixation	Subcutaneous Defib Coil, Suture	Conductor Fracture	15
Estimated Active US Implants	2,000	Polarity	One Defib Coil	Crimp/Weld/Bond	0
Advisories	None	Steroid	No	Insulation Breach	0
				Other	0

System Longevity Study Results

Qualifying Complications 1 Total

Number of Leads Enrolled in Study	32	Conductor Fracture	1
Cumulative Months of Follow-Up	864		
Number of Leads Active in Study	17		



Defibrillation Leads continued

Lead Survival Summary (95% Confidence Interval)

Model Number	Family	US Market Release	Leads Enrolled	Leads Active in Study	Qualifying Complications	Cumulative Months of Follow-Up in Study	Device Survival Probability (%)															
							Years After Implant															
							1 yr	2 yr	3 yr	4 yr	5 yr	6 yr	7 yr	8 yr	10 yr	12 yr	14 yr	16 yr	18 yr			
6721, 6921	Epicardial Patch	Feb-93	407	4	47	23,303	96.5 +1.5/-2.4	95.0 +1.8/-2.8	92.7 +2.3/-3.4	91.9 +2.5/-3.5	90.0 +2.9/-4.0	85.1 +3.9/-5.2	83.7 +4.2/-5.6	83.7 +4.2/-5.6	83.7 +4.2/-5.6	83.7 +4.2/-5.6	83.7 +4.2/-5.6	83.7 +4.2/-5.6	83.7 +4.2/-5.6			
6930	Sprint Fidelis	Sep-04	4	2	0	151	100.0 at 0 mo															
Advisories: See page 153 – 2007 Potential Conductor Wire Fracture																						
6931	Sprint Fidelis	Sep-04	294	159	18	11,469	98.2 +1.0/-2.5	95.8 +1.9/-3.2	94.0 +2.3/-3.9	92.9 +2.6/-4.2	92.9 +2.6/-4.2	92.9 +2.6/-4.2	92.9 +2.6/-4.2	92.9 +2.6/-4.2	92.9 +2.6/-4.2	92.9 +2.6/-4.2	92.9 +2.6/-4.2	92.9 +2.6/-4.2	92.9 +2.6/-4.2	92.9 +2.6/-4.2		
Advisories: See page 153 – 2007 Potential Conductor Wire Fracture																						
6932	Sprint	Aug-96	411	51	10	24,784	99.2 +0.5/-1.7	98.3 +0.9/-2.0	98.3 +0.9/-2.0	98.3 +0.9/-2.0	97.8 +1.2/-2.6	97.8 +1.2/-2.6	97.8 +1.2/-2.6	97.8 +1.2/-2.6	97.8 +1.2/-2.6	97.8 +1.2/-2.6	97.8 +1.2/-2.6	96.8 +1.8/-3.8	96.8 +1.8/-3.8	95.1 +2.8/-6.4		
6933, 6937, 6937A, 6963	SVC/CS	Dec-93	966	19	47	54,359	98.4 +0.7/-1.0	97.5 +0.9/-1.3	97.2 +0.9/-1.4	96.7 +1.0/-1.6	95.4 +1.4/-2.0	94.9 +1.5/-2.1	93.9 +1.7/-2.5	93.4 +1.9/-2.7	91.2 +2.8/-4.2	91.2 +2.8/-4.2	91.2 +2.8/-4.2	91.2 +2.8/-4.2	91.2 +2.8/-4.2	91.2 +2.8/-4.2		
6935	Sprint Quattro Secure	Nov-08	1,329	1,191	4	13,473	99.7 +0.2/-0.9	99.1 +0.6/-1.9	99.1 +0.6/-1.9	99.1 +0.6/-1.9	99.1 +0.6/-1.9	99.1 +0.6/-1.9	99.1 +0.6/-1.9	99.1 +0.6/-1.9	99.1 +0.6/-1.9	99.1 +0.6/-1.9	99.1 +0.6/-1.9	99.1 +0.6/-1.9	99.1 +0.6/-1.9	99.1 +0.6/-1.9	99.1 +0.6/-1.9	
See page 160 – Performance note on Helix Retraction 6935 and 6947																						
6936, 6966	Transvene	Dec-93	1,349	19	187	75,072	98.2 +0.6/-1.0	97.0 +0.8/-1.2	95.2 +1.2/-1.4	94.3 +1.3/-1.6	91.1 +1.8/-2.1	86.8 +2.3/-2.8	79.8 +3.1/-3.6	75.9 +3.5/-4.0	65.8 +4.9/-5.5	61.8 +5.6/-6.2	59.5 +6.2/-6.8	59.5 +6.2/-6.8	59.5 +6.2/-6.8	59.5 +6.2/-6.8	59.5 +6.2/-6.8	
6939, 6999	Sub-Q Patch	Dec-93	384	1	41	20,555	96.0 +1.6/-2.7	94.1 +2.0/-3.1	93.7 +2.2/-3.2	93.7 +2.2/-3.2	91.5 +2.8/-4.0	89.2 +3.3/-4.8	86.7 +4.0/-5.6	85.2 +4.6/-6.4	85.2 +4.6/-6.4	85.2 +4.6/-6.4	85.2 +4.6/-6.4	85.2 +4.6/-6.4	85.2 +4.6/-6.4	85.2 +4.6/-6.4	85.2 +4.6/-6.4	
6942	Sprint	Jul-97	351	35	7	18,648	99.1 +0.6/-1.9	99.1 +0.6/-1.9	98.1 +1.1/-2.7	97.5 +1.4/-3.1	96.7 +1.8/-3.7	96.7 +1.8/-3.7	96.7 +1.8/-3.7	96.7 +1.8/-3.7	96.7 +1.8/-3.7	96.7 +1.8/-3.7	96.7 +1.8/-3.7	96.7 +1.8/-3.7	96.7 +1.8/-3.7	96.7 +1.8/-3.7	96.7 +1.8/-3.7	
6943	Sprint	Oct-97	1,311	252	82	78,866	98.6 +0.5/-0.9	97.7 +0.7/-1.1	96.5 +1.0/-1.2	95.6 +1.1/-1.5	93.7 +1.4/-1.8	92.4 +1.6/-2.0	91.5 +1.8/-2.2	91.2 +1.9/-2.3	88.0 +3.0/-3.8	88.0 +3.0/-3.8	88.0 +3.0/-3.8	88.0 +3.0/-3.8	88.0 +3.0/-3.8	88.0 +3.0/-3.8	88.0 +3.0/-3.8	
6944	Sprint Quattro	Dec-00	470	282	5	13,369	100.0	100.0	99.2 +0.7/-5.1	97.2 +1.9/-5.7	94.8 +3.0/-7.0	94.8 +3.0/-7.0	94.8 +3.0/-7.0	94.8 +3.0/-7.0	94.8 +3.0/-7.0	94.8 +3.0/-7.0	94.8 +3.0/-7.0	94.8 +3.0/-7.0	94.8 +3.0/-7.0	94.8 +3.0/-7.0	94.8 +3.0/-7.0	
6945	Sprint	Sep-97	1,154	139	37	65,925	99.4 +0.4/-0.6	98.7 +0.5/-1.1	98.2 +0.7/-1.1	97.6 +0.8/-1.3	96.8 +1.1/-1.6	96.1 +1.2/-1.8	95.6 +1.4/-2.0	94.5 +1.7/-2.5	93.1 +2.1/-3.1	93.1 +2.1/-3.1	93.1 +2.1/-3.1	93.1 +2.1/-3.1	93.1 +2.1/-3.1	93.1 +2.1/-3.1	93.1 +2.1/-3.1	
6947	Sprint Quattro Secure	Nov-01	2,708	1,406	31	100,486	99.5 +0.2/-0.4	99.3 +0.3/-0.4	99.0 +0.4/-0.5	98.7 +0.5/-0.8	98.2 +0.7/-1.0	97.9 +0.7/-1.2	97.6 +0.9/-1.4	96.9 +1.3/-2.3	96.0 +1.8/-3.3	96.0 +1.8/-3.3	96.0 +1.8/-3.3	96.0 +1.8/-3.3	96.0 +1.8/-3.3	96.0 +1.8/-3.3	96.0 +1.8/-3.3	
See page 160 – Performance note on Helix Retraction 6935 and 6947																						
6948	Sprint Fidelis	Sep-04	30	19	0	1,253	100.0 at 0 mo															
Advisories: See page 153 – 2007 Potential Conductor Wire Fracture																						
6949	Sprint Fidelis	Sep-04	794	364	54	33,520	98.7 +0.6/-1.2	96.9 +1.1/-1.5	94.6 +1.5/-2.1	92.7 +1.8/-2.4	90.7 +2.3/-2.9	88.6 +3.3/-4.5										
Advisories: See page 153 – 2007 Potential Conductor Wire Fracture																						
6996	Sub-Q Lead	Jun-01	32	17	1	864	100.0 at 0 mo															

Defibrillation Leads continued

US Returned Product Analysis Summary

Model Number	Family	US Market Release	Estimated US Implants	Estimated US Active	Conductor Fracture	Crimp/Weld/Bond	Insulation Breach	Other
6721, 6921	Epicardial Patch	Feb-93	8,700	1,400	66	1	9	0
6930	Sprint Fidelis	Sep-04	400	200	3	0	0	0
6931	Sprint Fidelis	Sep-04	8,100	4,100	450	0	0	5
6932	Sprint	Aug-96	14,900	4,500	20	0	23	3
6933, 6937, 6937A, 6963	SVC/CS	Dec-93	16,200	2,600	167	0	32	3
6935	Sprint Quattro Secure	Nov-08	28,700	26,400	22	0	0	6
6936, 6966	Transvene	Dec-93	23,600	2,400	176	0	342	7
6939, 6999	Sub-Q Patch	Dec-93	3,700	300	28	0	4	1
6942	Sprint	Jul-97	17,700	5,700	14	1	21	2
6943	Sprint	Oct-97	20,700	6,700	64	1	27	3
6944	Sprint Quattro	Dec-00	39,700	21,300	80	1	2	1
6945	Sprint	Sep-97	42,600	13,600	114	1	32	6
6947	Sprint Quattro Secure	Nov-01	340,700	236,900	328	4	21	58
6948	Sprint Fidelis	Sep-04	10,400	5,500	120	0	1	0
6949	Sprint Fidelis	Sep-04	186,600	90,600	5,244	2	12	60
6996	Sub-Q Lead	Jun-01	3,400	2,000	15	0	0	0

Source: Returned Product Analysis
Data as of January 31, 2012

US Reports of Acute Lead Observations

Model Number	Family	Estimated US Implants	Cardiac Perforation	Conductor Fracture	Lead Dislodgement	Failure to Capture	Oversensing	Failure to Sense	Insulation Breach	Impedance Abnormal	Extracardiac Stimulation	Unspecified
6721, 6921	Epicardial Patch	8,700	1	1	0	0	1	0	2	5	0	6
6930	Sprint Fidelis	400	0	0	0	0	0	0	0	0	0	1
6931	Sprint Fidelis	8,100	1	2	1	1	3	1	0	0	0	0
6932	Sprint	14,900	0	0	4	2	0	2	0	1	0	2
6933, 6937, 6937A, 6963	SVC/CS	16,200	0	0	1	2	1	0	1	0	0	5
6935	Sprint Quattro Secure	28,700	6	3	19	14	19	5	1	13	1	1
6936, 6966	Transvene	23,600	5	2	1	5	3	4	1	1	0	4
6939, 6999	Sub-Q Patch	3,700	0	0	0	0	0	0	0	0	0	1
6942	Sprint	17,700	0	1	1	4	1	0	0	3	0	2
6943	Sprint	20,700	1	0	0	1	1	1	1	2	0	0
6944	Sprint Quattro	39,700	0	3	12	11	12	3	0	6	0	6
6945	Sprint	42,600	0	1	4	7	9	1	2	1	1	1
6947	Sprint Quattro Secure	340,700	22	19	92	64	101	22	4	56	2	17
6948	Sprint Fidelis	10,400	0	1	7	7	2	0	0	0	0	2
6949	Sprint Fidelis	186,600	9	39	22	30	30	22	6	17	0	19
6996	SubQ	3,400	0	0	1	0	1	0	0	2	0	0

Report Cutoff Date: January 31, 2012

Defibrillation Leads continued

Reference Chart

Model Number	Family	Type	Pin Configuration		Lead Body Diameter	Insulation, Lead Body	Fixation, Steroid
			Pace/Sense	High Voltage			
6921	Epicardial Patch	Epi Patch	—	DF-1	S, M, L	Silicone, Single Lumen	Suture
6921	Epicardial Patch	Epi Patch	—	6.5 mm	S, M, L	Silicone, Single Lumen	Suture
6930	Sprint Fidelis	Endo RV True Bipolar Sensing	IS-1	DF-1	6.6 Fr	Silicone with Polyurethane Overlay, Multilumen	Passive, Steroid
6931	Sprint Fidelis	Endo RV True Bipolar Sensing	IS-1	DF-1	6.6 Fr	Silicone with Polyurethane Overlay, Multilumen	Active, Steroid
6932	Sprint	Endo RV True Bipolar Sensing	IS-1	DF-1	7.8 Fr	Silicone, Multilumen	Passive, Steroid
6933	SVC/CS	Endo SVC/CS Coil	—	DF-1	7 Fr	Silicone, Single Lumen	Passive
6934S	Transvene	Endo RV True Bipolar Sensing	IS-1	DF-1	12 Fr	Silicone, Coaxial	Passive, Steroid
6935	Sprint Quattro Secure	Endo RV True Bipolar Sensing	IS-1	DF-1	8.2 Fr	Silicone with Polyurethane Overlay, Multilumen	Active, Steroid
6936	Transvene	Endo RV True Bipolar Sensing	IS-1	DF-1	10 Fr	Polyurethane, Coaxial	Active
6937	SVC/CS	Endo SVC Coil	—	DF-1	5.5 Fr	Silicone, Single Lumen	Passive
6937A	SVC/CS	Endo SVC Coil	—	DF-1	7.5 Fr	Silicone with Polyurethane Overlay, Single Lumen	Passive
6939	Sub-Q Patch	SQ Patch	—	DF-1	One Size	Silicone, Single Lumen	Suture
6942	Sprint	Endo RV/SVC Integrated Bipolar Sensing	IS-1	2 DF-1	7.8 Fr	Silicone, Multilumen	Passive, Steroid
6943	Sprint	Endo RV True Bipolar Sensing	IS-1	DF-1	7.8 Fr	Silicone, Multilumen	Active, Steroid
6944	Sprint Quattro	Endo RV/SVC True Bipolar Sensing	IS-1	2 DF-1	8.2 Fr	Silicone with Polyurethane Overlay, Multilumen	Passive, Steroid
6945	Sprint	Endo RV/SVC Integrated Bipolar Sensing	IS-1	2 DF-1	7.8 Fr	Silicone, Multilumen	Active, Steroid
6947	Sprint Quattro Secure	Endo RV/SVC True Bipolar Sensing	IS-1	2 DF-1	8.2 Fr	Silicone with Polyurethane Overlay, Multilumen	Active, Steroid
6948	Sprint Fidelis	Endo RV/SVC True Bipolar Sensing	IS-1	2 DF-1	6.6 Fr	Silicone with Polyurethane Overlay, Multilumen	Passive, Steroid
6949	Sprint Fidelis	Endo RV/SVC True Bipolar Sensing	IS-1	2 DF-1	6.6 Fr	Silicone with Polyurethane Overlay, Multilumen	Active, Steroid
6963	SVC/CS	Endo SVC/CS Coil	—	6.5 mm	7 Fr	Silicone, Single Lumen	Passive
6966	Transvene	Endo RV True Bipolar Sensing	3.2 mm L.P.	6.5 mm	10 Fr	Polyurethane, Coaxial	Active
6996	Sub-Q Lead	SQ Coil	—	DF-1	7.5 Fr	Silicone, Single Lumen	Passive
6999	Sub-Q Patch	SQ Patch	—	6.5 mm	One Size	Silicone, Single Lumen	Suture

Pacing Leads

3830 SelectSecure

Product Characteristics

US Market Release	Aug-05	Serial Number Prefix	LFF	US Returned Product Analysis	
Registered US Implants	20,800	Type and/or Fixation	Transvenous, V or A, Screw-in	Conductor Fracture	3
Estimated Active US Implants	16,500	Polarity	Bipolar	Crimp/Weld/Bond	0
Advisories	None	Steroid	Yes	Insulation Breach	10
				Other	3

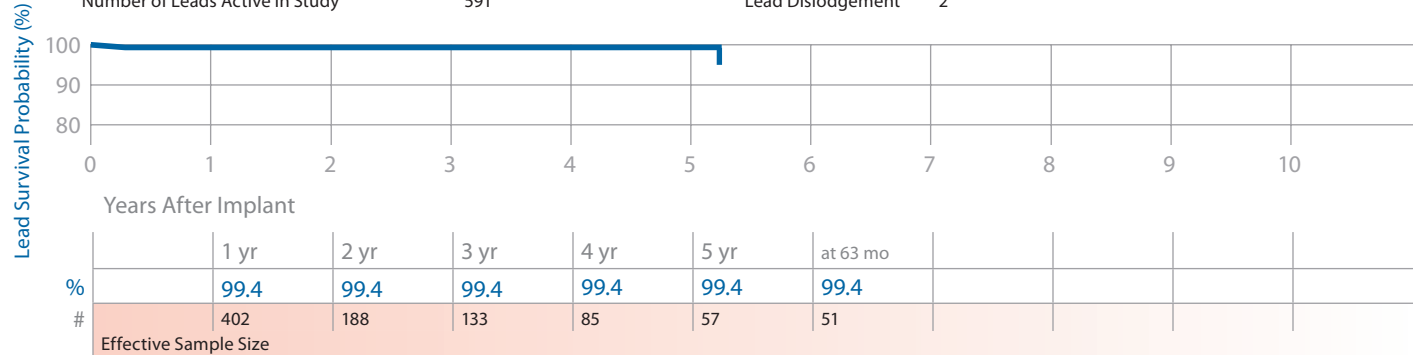
Atrial Placement

System Longevity Study Results

Qualifying Complications

4 Total

Number of Leads Enrolled in Study	766	Failure to Sense	1
Cumulative Months of Follow-Up	16,060	Cardiac Perforation	1
Number of Leads Active in Study	591	Lead Dislodgement	2



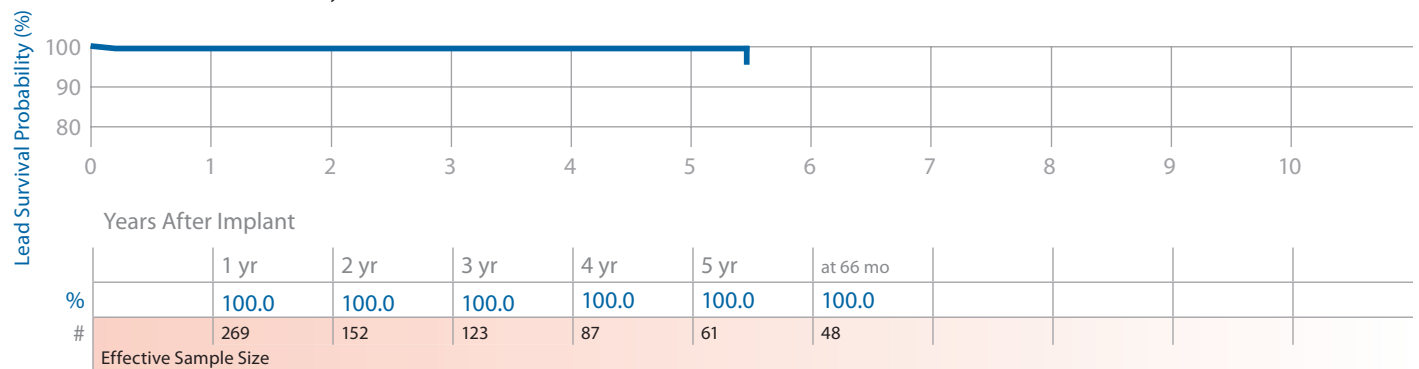
Ventricular Placement

System Longevity Study Results

Qualifying Complications

1 Total

Number of Leads Enrolled in Study	472	Impedance Out of Range	1
Cumulative Months of Follow-Up	12,042		
Number of Leads Active in Study	333		



Pacing Leads continued

4023 CapSure SP

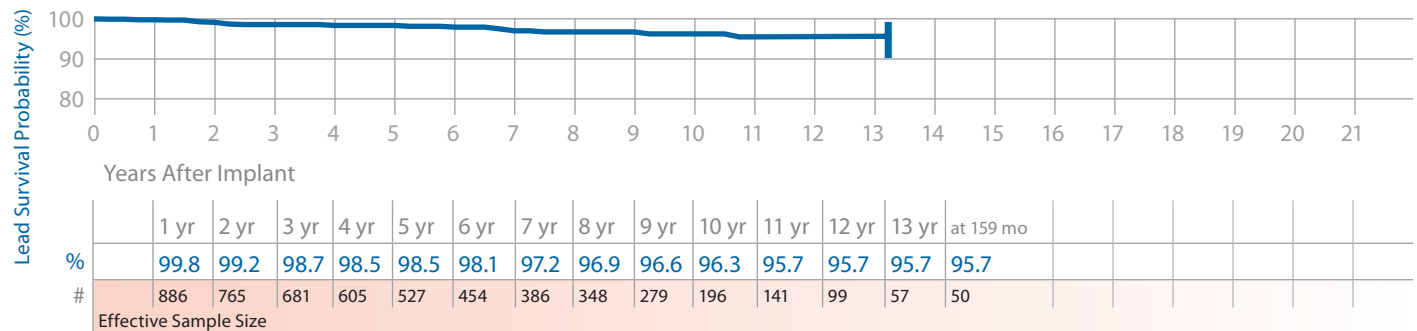
Product Characteristics

US Market Release	Aug-91	Serial Number Prefix	LAK	US Returned Product Analysis	
Registered US Implants	41,100	Type and/or Fixation	Transvenous, Vent, Tines	Conductor Fracture	14
Estimated Active US Implants	7,700	Polarity	Unipolar	Crimp/Weld/Bond	0
Advisories	None	Steroid	Yes	Insulation Breach	4
				Other	2

System Longevity Study Results

Qualifying Complications 22 Total

Number of Leads Enrolled in Study	1,158	Lead Dislodgment	2	Impedance Out of Range	2
Cumulative Months of Follow-Up	73,316	Failure to Capture	16	Extra Cardiac Stimulation	1
Number of Leads Active in Study	216	Insulation (not further defined)	1		



4024 CapSure SP

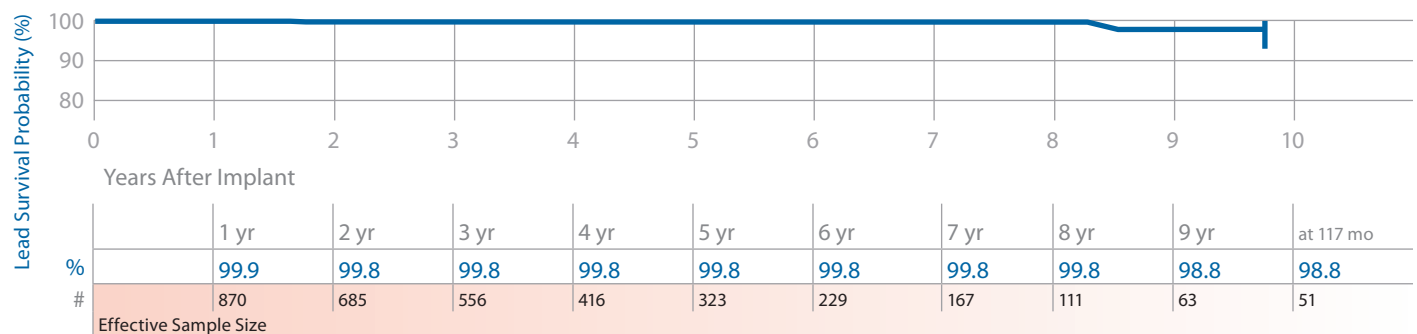
Product Characteristics

US Market Release	Oct-91	Serial Number Prefix	LAJ	US Returned Product Analysis	
Registered US Implants	221,300	Type and/or Fixation	Transvenous, Vent, Tines	Conductor Fracture	29
Estimated Active US Implants	43,800	Polarity	Bipolar	Crimp/Weld/Bond	0
Advisories	None	Steroid	Yes	Insulation Breach	159
				Other	8

System Longevity Study Results

Qualifying Complications 4 Total

Number of Leads Enrolled in Study	1,215	Failure to Capture	3
Cumulative Months of Follow-Up	50,855	Insulation (not further defined)	1
Number of Leads Active in Study	17		



Pacing Leads continued

4033 CapSure Z

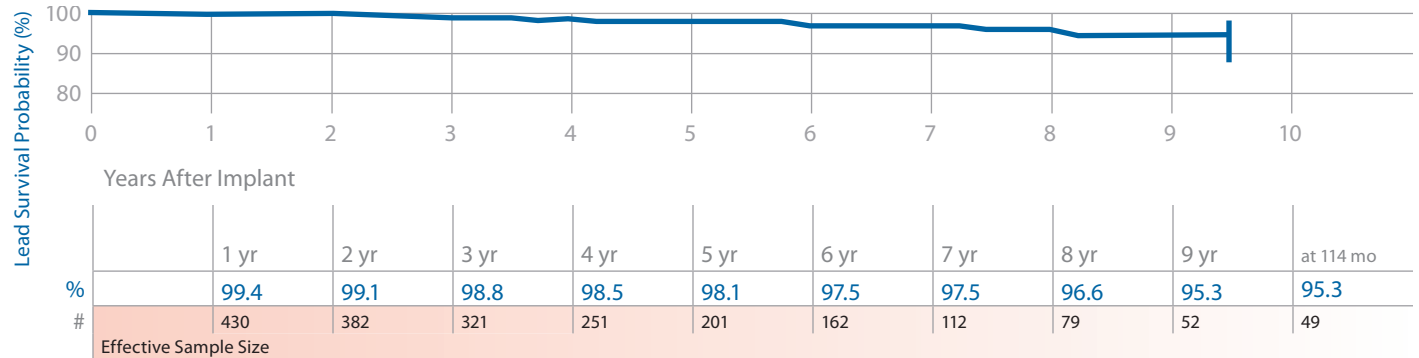
Product Characteristics

US Market Release	Not US released	Serial Number Prefix	LCA	US Returned Product Analysis	
Registered US Implants	NA	Type and/or Fixation	Transvenous, Vent, Tines	Conductor Fracture	0
Estimated Active US Implants	NA	Polarity	Unipolar	Crimp/Weld/Bond	0
Advisories	None	Steroid	Yes	Insulation Breach	0
				Other	0

System Longevity Study Results

Qualifying Complications 10 Total

Number of Leads Enrolled in Study	539	Failure to Capture	8
Cumulative Months of Follow-Up	29,793	Conductor Fracture	1
Number of Leads Active in Study	3	Impedance Out of Range	1



4067 CapSureFix

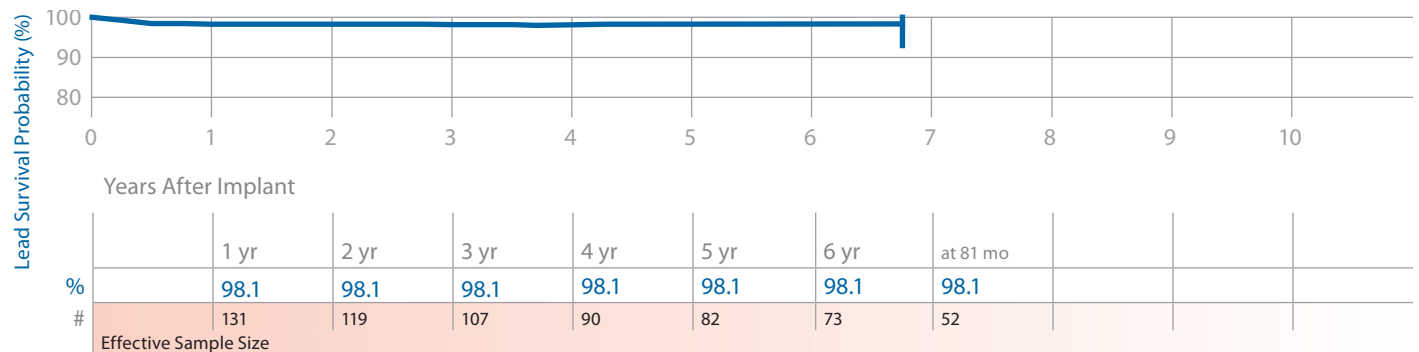
Product Characteristics

US Market Release	Jan-97	Serial Number Prefix	LCV	US Returned Product Analysis	
Registered US Implants	1,000	Type and/or Fixation	Transvenous, V or A, Screw-in	Conductor Fracture	1
Estimated Active US Implants	200	Polarity	Unipolar	Crimp/Weld/Bond	0
Advisories	None	Steroid	Yes	Insulation Breach	0
				Other	0

System Longevity Study Results

Qualifying Complications 8 Total

Number of Leads Enrolled in Study	171	Failure to Capture	6
Cumulative Months of Follow-Up	11,097	Impedance Out of Range	1
Number of Leads Active in Study	44	Oversensing	1



Pacing Leads continued

4068 CapSureFix

Product Characteristics

US Market Release	Mar-96	Serial Number Prefix	LCE	US Returned Product Analysis	
Registered US Implants	124,300	Type and/or Fixation	Transvenous, V or A, Screw-in	Conductor Fracture	44
Estimated Active US Implants	32,200	Polarity	Bipolar	Crimp/Weld/Bond	0
Advisories	None	Steroid	Yes	Insulation Breach	147
				Other	5

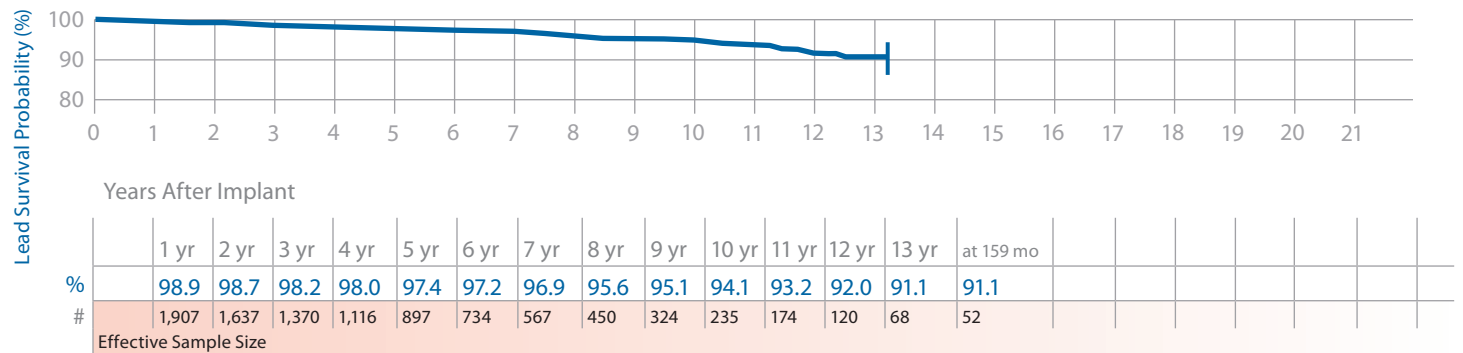
Atrial Placement

System Longevity Study Results

Number of Leads Enrolled in Study	2,413
Cumulative Months of Follow-Up	131,591
Number of Leads Active in Study	301

Qualifying Complications

Lead Dislodgement	8	Insulation (ESC)	2
Failure to Capture	22	Insulation (MIO)	2
Conductor Fracture	2	Impedance Out of Range	7
Failure to Sense	11	Unspecified Clinical Failure	3
Insulation (not further defined)	2	Extra Cardiac Stimulation	2
		Oversensing	8



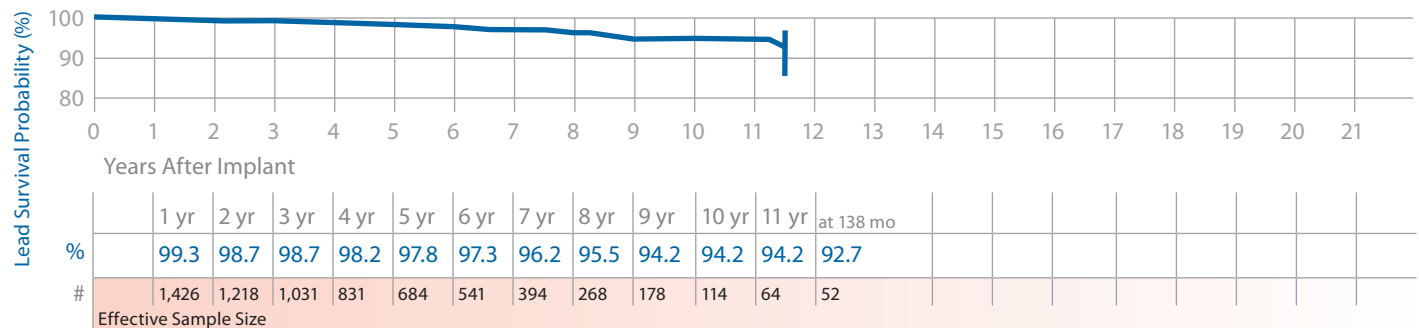
Ventricular Placement

System Longevity Study Results

Number of Leads Enrolled in Study	1,799
Cumulative Months of Follow-Up	94,169
Number of Leads Active in Study	208

Qualifying Complications

Failure to Capture	21	Impedance Out of Range	7
Conductor Fracture	3	Unspecified Clinical Failure	2
Failure to Sense	3	Extra Cardiac Stimulation	2
Insulation (not further defined)	1	Oversensing	5



Pacing Leads continued

4073 CapSure Sense

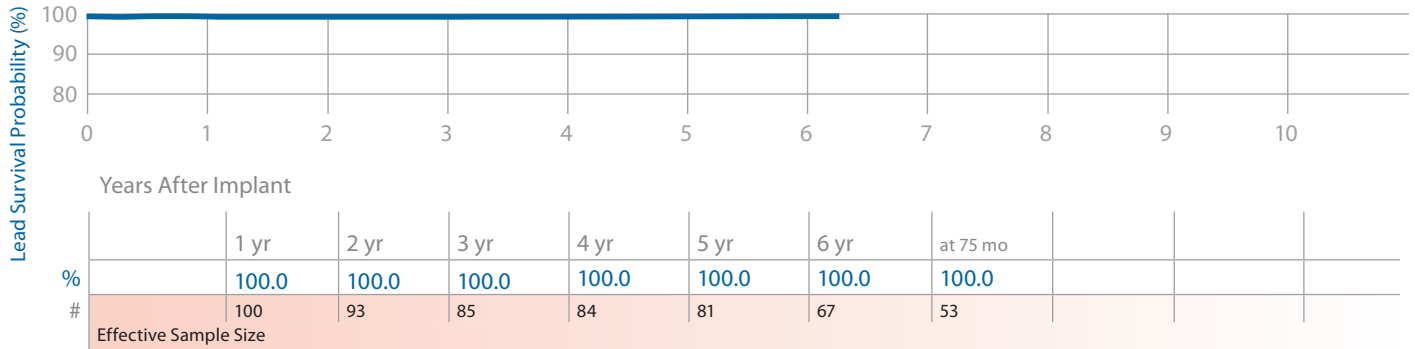
Product Characteristics

US Market Release	Jun-02	Serial Number Prefix	BBF	US Returned Product Analysis	
Registered US Implants	700	Type and/or Fixation	Transvenous, Vent, Tines	Conductor Fracture	0
Estimated Active US Implants	300	Polarity	Unipolar	Crimp/Weld/Bond	0
Advisories	None	Steroid	Yes	Insulation Breach	0
				Other	0

System Longevity Study Results

Qualifying Complications 0 Total

Number of Leads Enrolled in Study	102
Cumulative Months of Follow-Up	7,095
Number of Leads Active in Study	71



Pacing Leads continued

4074 CapSure Sense

Product Characteristics

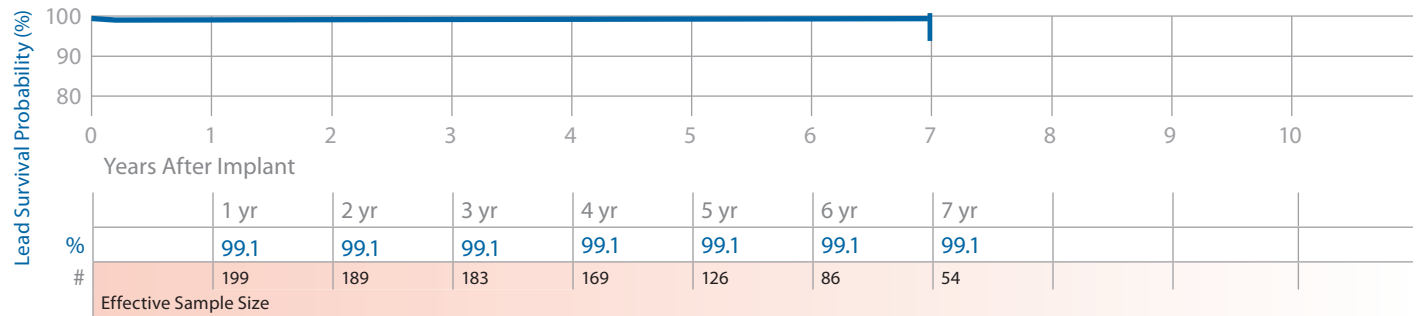
US Market Release	Jun-02	Serial Number Prefix	BBD	US Returned Product Analysis	
Registered US Implants	85,400	Type and/or Fixation	Transvenous, Vent, Tines	Conductor Fracture	1
Estimated Active US Implants	53,700	Polarity	Bipolar	Crimp/Weld/Bond	0
Advisories	None	Steroid	Yes	Insulation Breach	16
				Other	1

Atrial Placement

System Longevity Study Results

Qualifying Complications 2 Total

Number of Leads Enrolled in Study	215	Lead Dislodgement	1
Cumulative Months of Follow-Up	13,875	Failure to Sense	1
Number of Leads Active in Study	151		

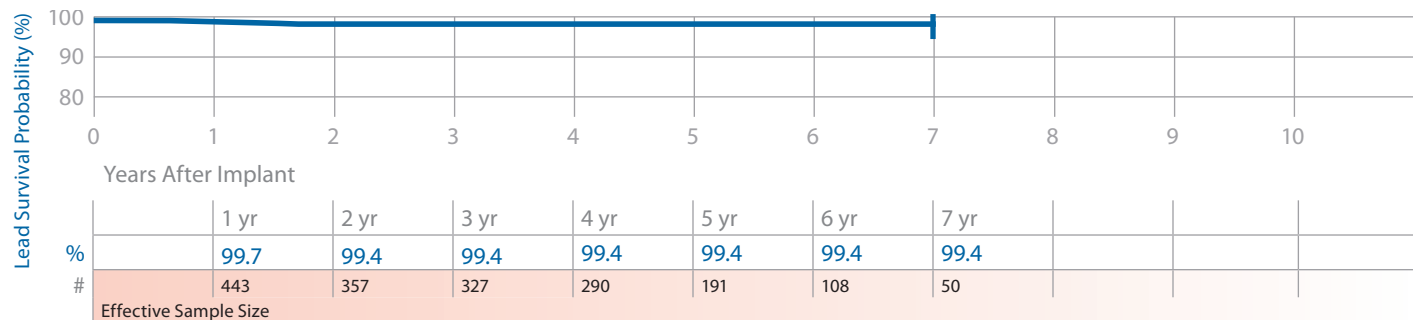


Ventricular Placement

System Longevity Study Results

Qualifying Complications 3 Total

Number of Leads Enrolled in Study	799	Lead Dislodgement	1
Cumulative Months of Follow-Up	26,337	Failure to Capture	1
Number of Leads Active in Study	598	Impedance Out of Range	1



Pacing Leads continued

4076 CapSureFix Novus

Product Characteristics

Product Characteristics				US Returned Product Analysis	
US Market Release	Feb-04	Serial Number Prefix	BBL	Conductor Fracture	22
Registered US Implants	376,400	Type and/or Fixation	Transvenous, V or A, Screw-in	Crimp/Weld/Bond	1
Estimated Active US Implants	289,700	Polarity	Bipolar	Insulation Breach	21
Advisories	None	Steroid	Yes	Other	16

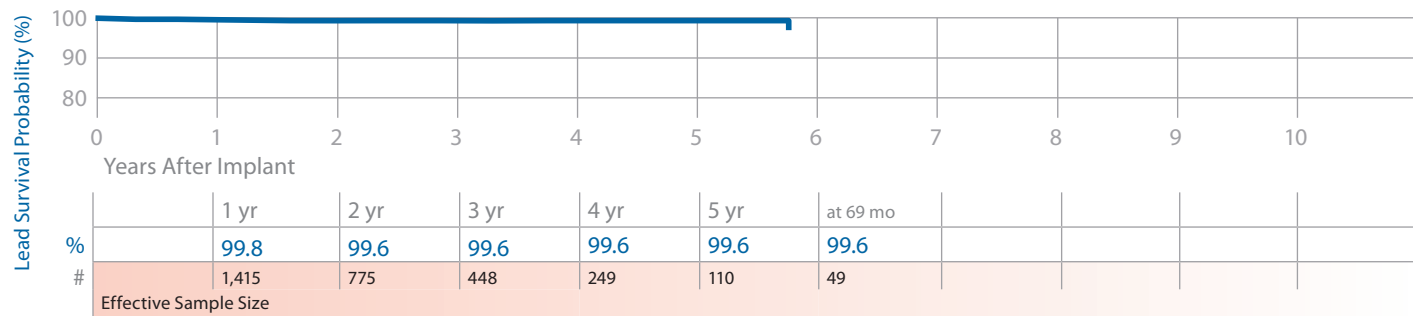
Atrial Placement

System Longevity Study Results

Qualifying Complications

6 Total

Number of Leads Enrolled in Study	1,657	Lead Dislodgement	3
Cumulative Months of Follow-Up	48,631	Failure to Capture	1
Number of Leads Active in Study	1,190	Failure to Sense	1
		Insulation (not further defined)	1



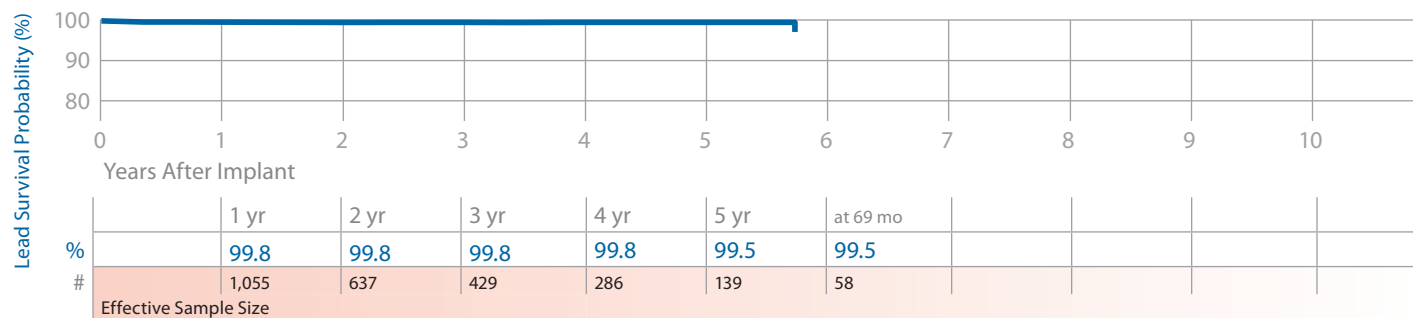
Ventricular Placement

System Longevity Study Results

Qualifying Complications

3 Total

Number of Leads Enrolled in Study	1,227	Failure to Capture	2
Cumulative Months of Follow-Up	40,162	Extra Cardiac Stimulation	1
Number of Leads Active in Study	848		



Pacing Leads continued

4092 CapSure SP Novus

Product Characteristics

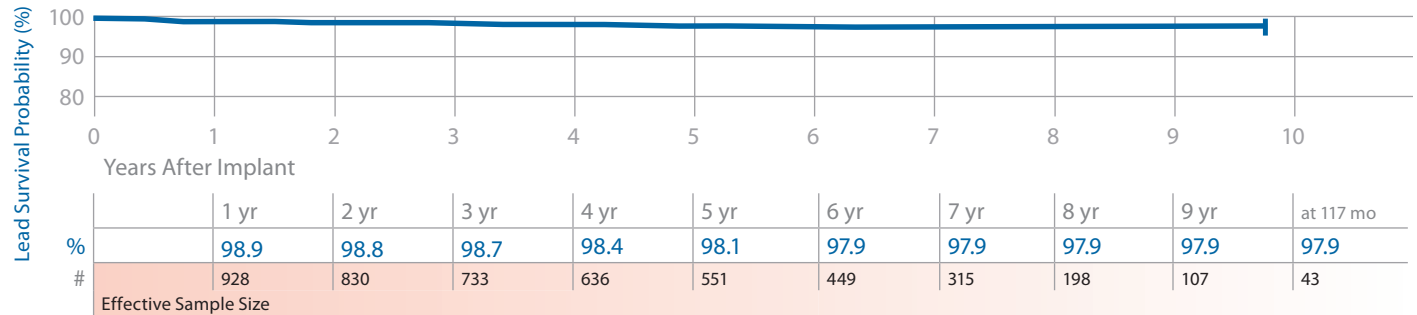
US Market Release	Sep-98	Serial Number Prefix	LEP	US Returned Product Analysis	
Registered US Implants	172,100	Type and/or Fixation	Transvenous, Vent, Tines	Conductor Fracture	7
Estimated Active US Implants	80,000	Polarity	Bipolar	Crimp/Weld/Bond	0
Advisories	None	Steroid	Yes	Insulation Breach	35
				Other	2

System Longevity Study Results

Qualifying Complications

18 Total

Number of Leads Enrolled in Study	1,147	Lead Dislodgement	4	Impedance Out of Range	1
Cumulative Months of Follow-Up	65,267	Failure to Capture	9	Extra Cardiac Stimulation	1
Number of Leads Active in Study	299	Conductor Fracture	3		



4523 CapSure SP

Product Characteristics

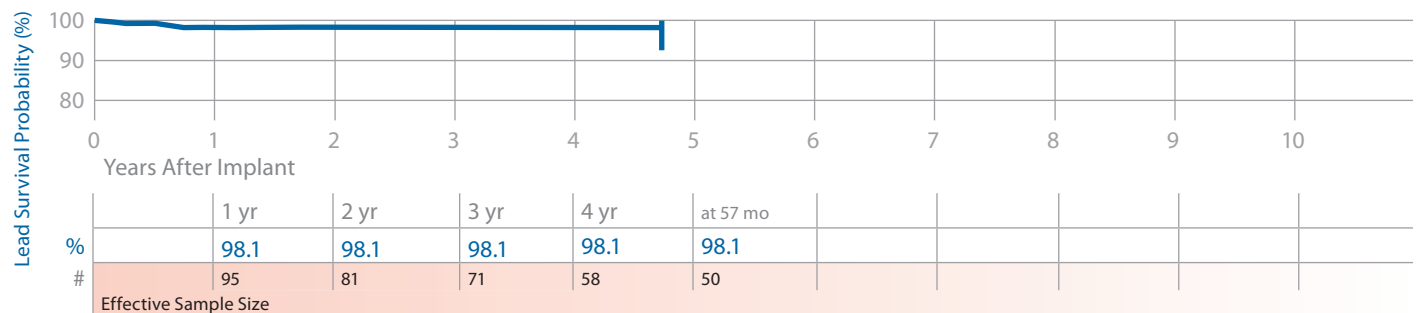
US Market Release	Aug-91	Serial Number Prefix	ZE	US Returned Product Analysis	
Registered US Implants	11,200	Type and/or Fixation	Transvenous, Atrial-J, Tines	Conductor Fracture	1
Estimated Active US Implants	2,500	Polarity	Unipolar	Crimp/Weld/Bond	0
Advisories	None	Steroid	Yes	Insulation Breach	2
				Other	1

System Longevity Study Results

Qualifying Complications

4 Total

Number of Leads Enrolled in Study	121	Lead Dislodgement	2		
Cumulative Months of Follow-Up	7,588	Impedance Out of Range	1		
Number of Leads Active in Study	4	Oversensing	1		



Pacing Leads continued

4524 CapSure SP

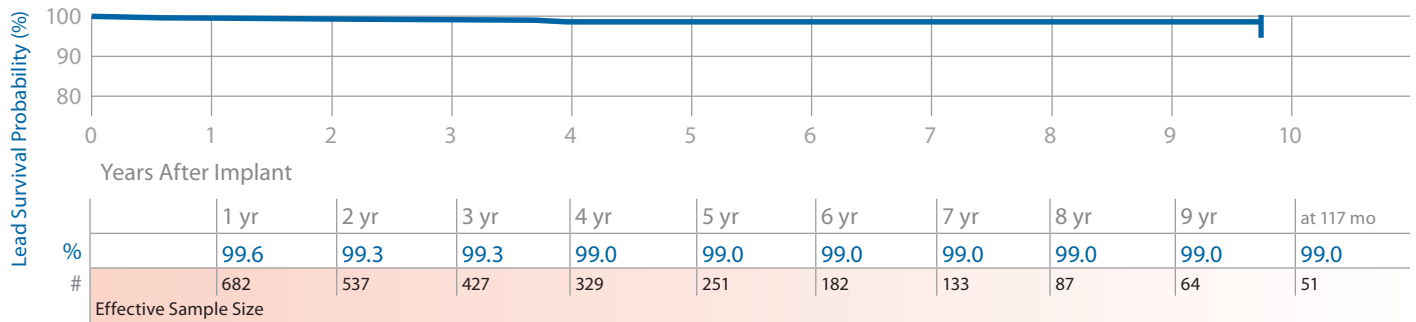
Product Characteristics

Product Characteristics				US Returned Product Analysis	
US Market Release	Oct-91	Serial Number Prefix	LAR	Conductor Fracture	1
Registered US Implants	101,300	Type and/or Fixation	Transvenous, Atrial-J, Tines	Crimp/Weld/Bond	0
Estimated Active US Implants	25,100	Polarity	Bipolar	Insulation Breach	53
Advisories	None	Steroid	Yes	Other	3

System Longevity Study Results

Qualifying Complications 6 Total

Number of Leads Enrolled in Study	911	Lead Dislodgement	1
Cumulative Months of Follow-Up	40,433	Failure to Capture	3
Number of Leads Active in Study	39	Failure to Sense	2



4533 CapSure Z

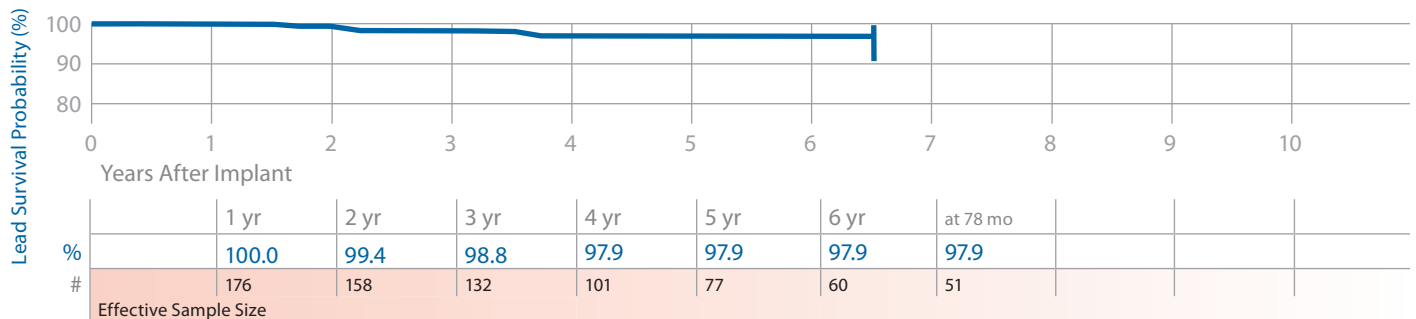
Product Characteristics

Product Characteristics				US Returned Product Analysis	
US Market Release	Not US released	Serial Number Prefix	LCB	Conductor Fracture	0
Registered US Implants	NA	Type and/or Fixation	Transvenous, Atrial-J, Tines	Crimp/Weld/Bond	0
Estimated Active US Implants	NA	Polarity	Unipolar	Insulation Breach	0
Advisories	None	Steroid	Yes	Other	0

System Longevity Study Results

Qualifying Complications 4 Total

Number of Leads Enrolled in Study	206	Lead Dislodgement	1	Oversensing	1
Cumulative Months of Follow-Up	11,767	Failure to Capture	1		
Number of Leads Active in Study	0	Failure to Sense	1		



Pacing Leads continued

4558M Screw-In

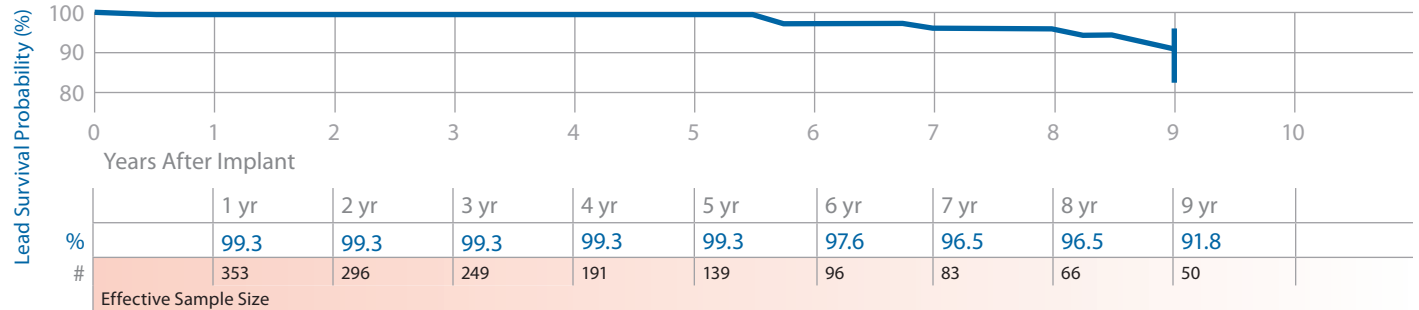
Product Characteristics

US Market Release	Nov-94	Serial Number Prefix	LDC	US Returned Product Analysis	
Registered US Implants	19,900	Type and/or Fixation	Transvenous, Atrial-J, Screw-in	Conductor Fracture	1
Estimated Active US Implants	4,100	Polarity	Bipolar	Crimp/Weld/Bond	0
Advisories	None	Steroid	No	Insulation Breach	18
				Other	0

System Longevity Study Results

Qualifying Complications

Number of Leads Enrolled in Study	539	Electrical Abandonment	1	Insulation (not further defined)	2
Cumulative Months of Follow-Up	22,997	Failure to Capture	3	Impedance Out of Range	2
Number of Leads Active in Study	22	Failure to Sense	2	Oversensing	2



4568 CapSureFix

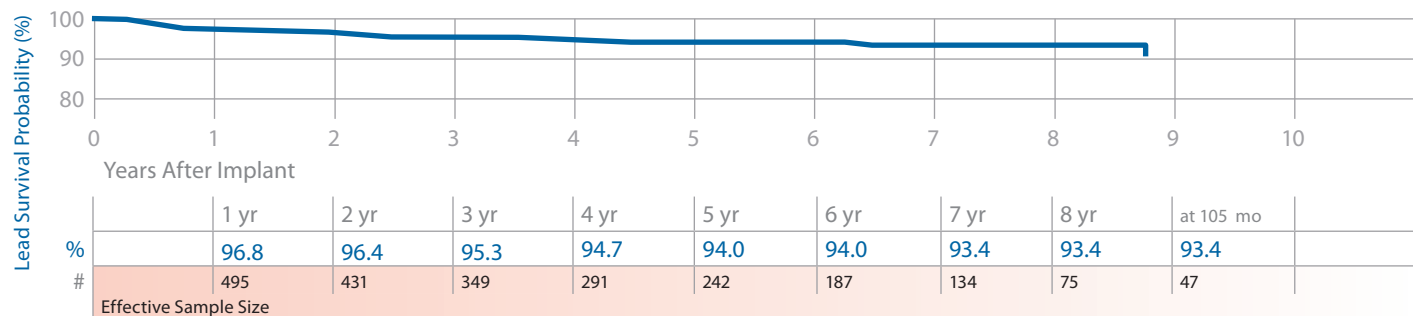
Product Characteristics

US Market Release	Jan-97	Serial Number Prefix	LDD	US Returned Product Analysis	
Registered US Implants	69,500	Type and/or Fixation	Transvenous, Atrial-J, Screw-in	Conductor Fracture	3
Estimated Active US Implants	23,200	Polarity	Bipolar	Crimp/Weld/Bond	0
Advisories	None	Steroid	Yes	Insulation Breach	57
				Other	1

System Longevity Study Results

Qualifying Complications

Number of Leads Enrolled in Study	656	Lead Dislodgement	9	Impedance Out of Range	2
Cumulative Months of Follow-Up	31,758	Failure to Capture	18	Medical Judgment	1
Number of Leads Active in Study	151	Failure to Sense	3		



Pacing Leads continued

4574 CapSure Sense

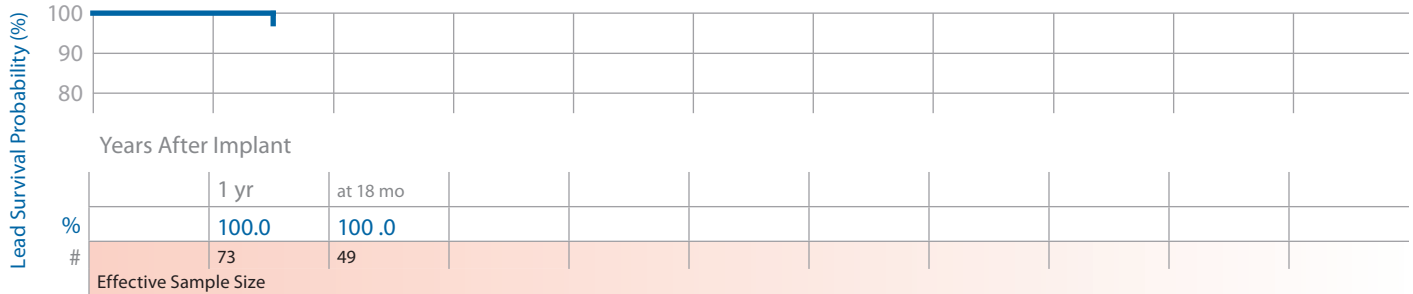
Product Characteristics

US Market Release	Jun-02	Serial Number Prefix	BBE	US Returned Product Analysis	
Registered US Implants	56,200	Type and/or Fixation	Transvenous, Atrial-J, Tines	Conductor Fracture	5
Estimated Active US Implants	38,200	Polarity	Bipolar	Crimp/Weld/Bond	0
Advisories	None	Steroid	Yes	Insulation Breach	3
				Other	0

System Longevity Study Results

Qualifying Complications 0 Total

Number of Leads Enrolled in Study	319
Cumulative Months of Follow-Up	3,076
Number of Leads Active in Study	271



4592 CapSure SP Novus

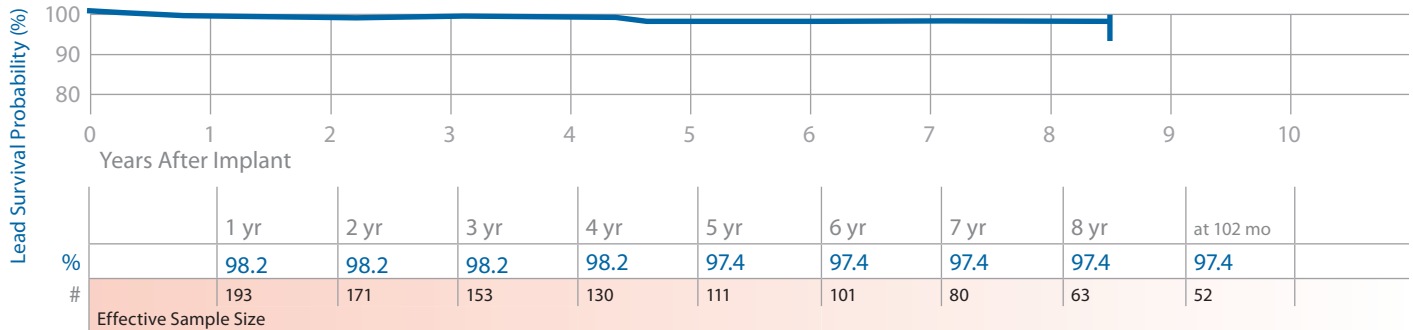
Product Characteristics

US Market Release	Oct-98	Serial Number Prefix	LER	US Returned Product Analysis	
Registered US Implants	83,500	Type and/or Fixation	Transvenous, Atrial-J, Tines	Conductor Fracture	6
Estimated Active US Implants	41,100	Polarity	Bipolar	Crimp/Weld/Bond	0
Advisories	None	Steroid	Yes	Insulation Breach	12
				Other	1

System Longevity Study Results

Qualifying Complications 5 Total

Number of Leads Enrolled in Study	283	Lead Dislodgement	2
Cumulative Months of Follow-Up	14,531	Failure to Capture	2
Number of Leads Active in Study	63	Failure to Sense	1



Pacing Leads continued

5023, 5023M CapSure SP

Product Characteristics

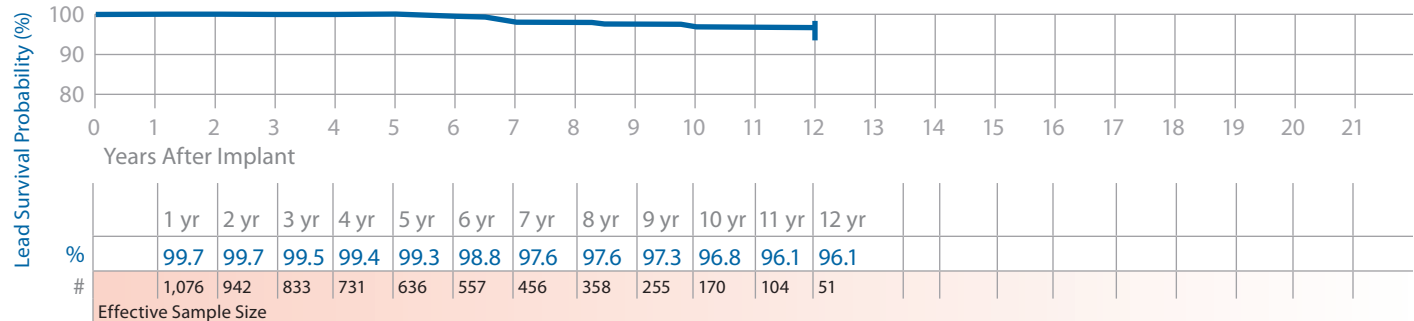
US Market Release	Nov-88	Serial Number Prefix	SX or LAS	US Returned Product Analysis	
Registered US Implants	9,800	Type and/or Fixation	Transvenous, Vent, Tines	Conductor Fracture	5
Estimated Active US Implants	2,200	Polarity	Unipolar	Crimp/Weld/Bond	0
Advisories	None	Steroid	Yes	Insulation Breach	0
				Other	0

System Longevity Study Results

Qualifying Complications

19 Total

Number of Leads Enrolled in Study	1,354	Failure to Capture	10	Extra Cardiac Stimulation	4
Cumulative Months of Follow-Up	83,694	Conductor Fracture	3		
Number of Leads Active in Study	335	Impedance Out of Range	2		



5024, 5024M CapSure SP

Product Characteristics

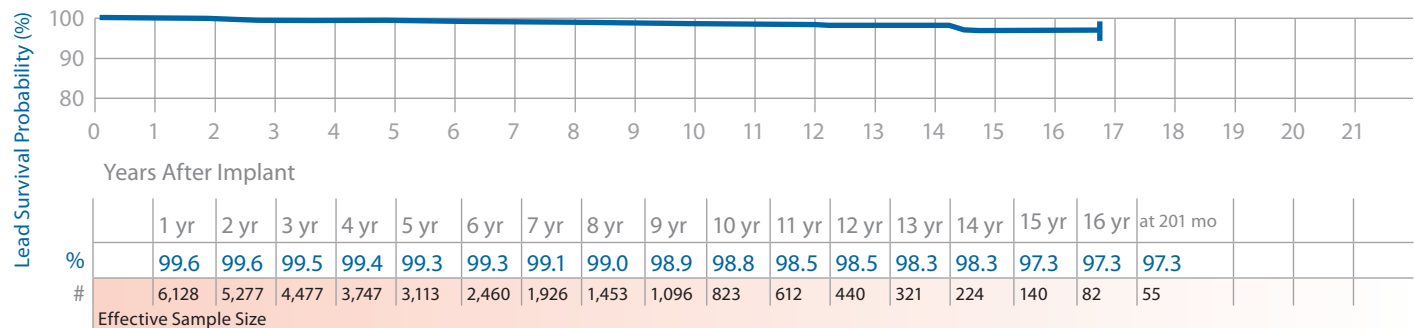
US Market Release	Mar-90	Serial Number Prefix	SY or LAT	US Returned Product Analysis	
Registered US Implants	200,700	Type and/or Fixation	Transvenous, Vent, Tines	Conductor Fracture	51
Estimated Active US Implants	44,700	Polarity	Bipolar	Crimp/Weld/Bond	1
Advisories	None	Steroid	Yes	Insulation Breach	50
				Other	9

System Longevity Study Results

Qualifying Complications

56 Total

Number of Leads Enrolled in Study	8,153	Lead Dislodgement	6	Impedance Out of Range	3
Cumulative Months of Follow-Up	441,672	Failure to Capture	27	Unspecified Clinical Failure	1
Number of Leads Active in Study	321	Conductor Fracture	3	Extra Cardiac Stimulation	2
		Failure to Sense	2	Oversensing	4
		Insulation (not further defined)	5	Other	2
		Insulation (ESC)	1		



Pacing Leads continued

5033 CapSure Z

Product Characteristics

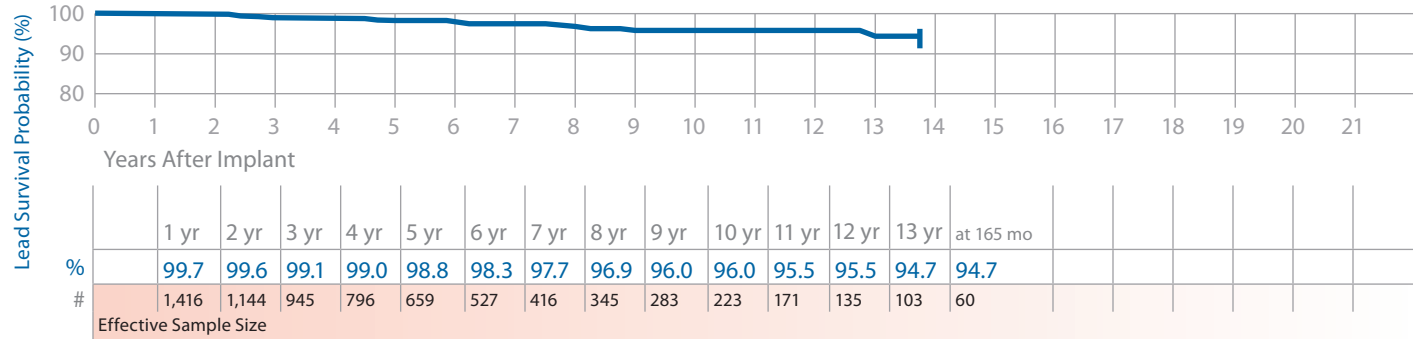
US Market Release	Feb-96	Serial Number Prefix	LDK	US Returned Product Analysis	
Registered US Implants	2,300	Type and/or Fixation	Transvenous, Vent, Tines	Conductor Fracture	1
Estimated Active US Implants	500	Polarity	Unipolar	Crimp/Weld/Bond	0
Advisories	None	Steroid	Yes	Insulation Breach	0
				Other	0

System Longevity Study Results

Qualifying Complications

28 Total

Number of Leads Enrolled in Study	1,899	Lead Dislodgement	2	Insulation (not further defined)	1
Cumulative Months of Follow-Up	99,245	Failure to Capture	12	Impedance Out of Range	4
Number of Leads Active in Study	171	Conductor Fracture	8	Cardiac Perforation	1



Pacing Leads continued

5034 CapSure Z

Product Characteristics

US Market Release	Feb-96	Serial Number Prefix	LDF	US Returned Product Analysis	
Registered US Implants	56,000	Type and/or Fixation	Transvenous, Vent, Tines	Conductor Fracture	12
Estimated Active US Implants	13,100	Polarity	Bipolar	Crimp/Weld/Bond	0
Advisories	None	Steroid	Yes	Insulation Breach	12
				Other	3

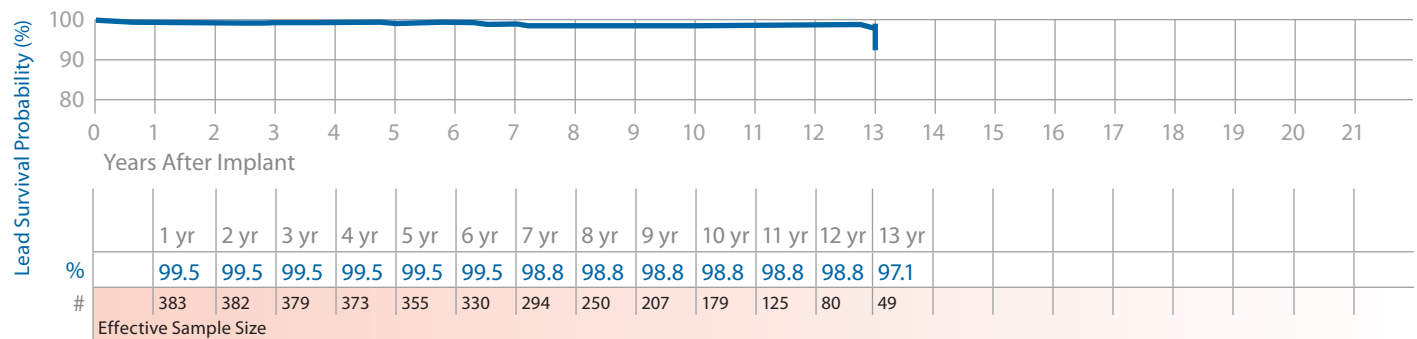
Atrial Placement

System Longevity Study Results

Qualifying Complications

5 Total

Number of Leads Enrolled in Study	386	Failure to Capture	2	Impedance Out of Range	1
Cumulative Months of Follow-Up	43,665	Conductor Fracture	1		
Number of Leads Active in Study	135	Failure to Sense	1		



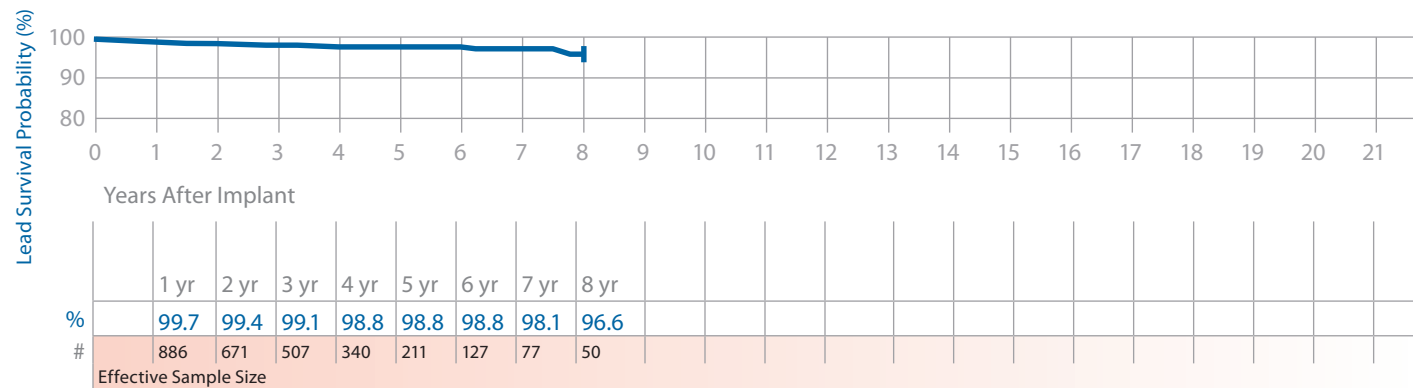
Ventricular Placement

System Longevity Study Results

Qualifying Complications

11 Total

Number of Leads Enrolled in Study	1,209	Lead Dislodgement	1	Failure to Sense	2
Cumulative Months of Follow-Up	44,323	Failure to Capture	7		
Number of Leads Active in Study	15	Conductor Fracture	1		



Pacing Leads continued

5054 CapSure Z Novus

Product Characteristics

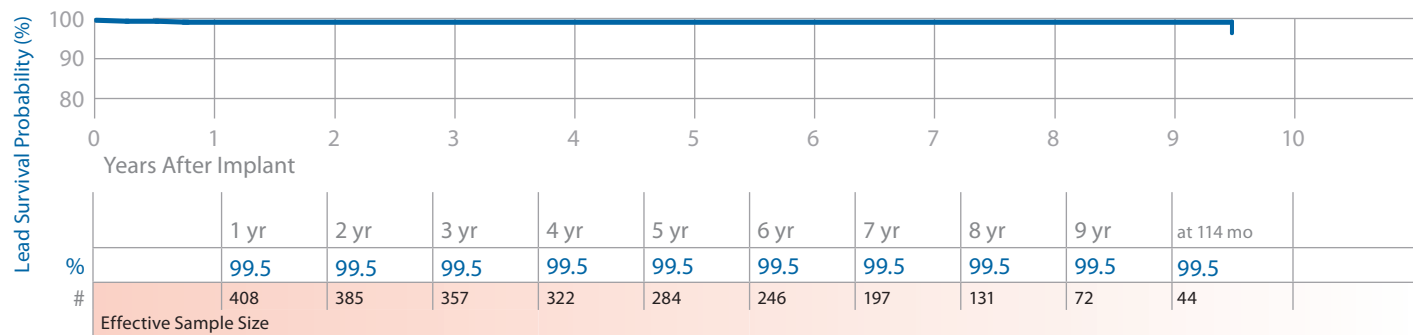
US Market Release	Jun-98	Serial Number Prefix	LEH	US Returned Product Analysis	
Registered US Implants	94,000	Type and/or Fixation	Transvenous, Vent, Tines	Conductor Fracture	10
Estimated Active US Implants	41,500	Polarity	Bipolar	Crimp/Weld/Bond	1
Advisories	None	Steroid	Yes	Insulation Breach	21
				Other	3

Atrial Placement

Longevity Study Results

Qualifying Complications 2 Total

Number of Leads Enrolled in Study	424	Lead Dislodgement	1
Cumulative Months of Follow-Up	32,186	Failure to Capture	1
Number of Leads Active in Study	169		

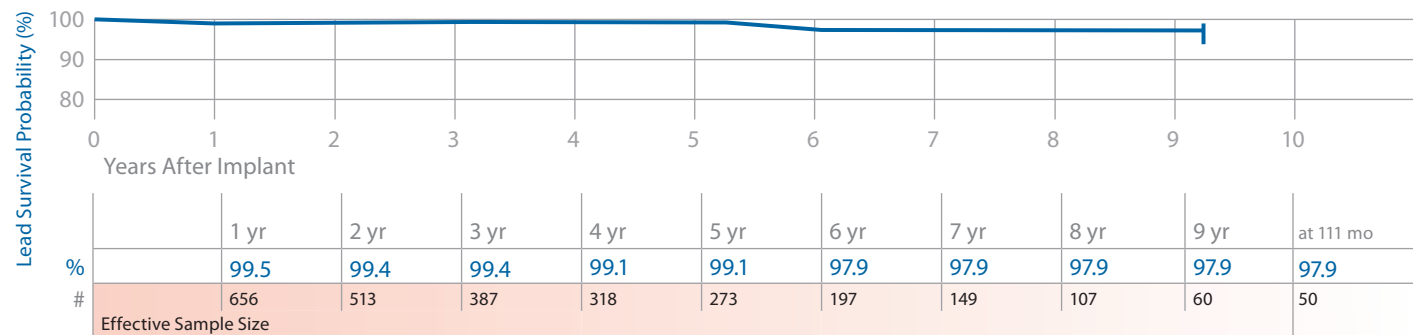


Ventricular Placement

System Longevity Study Results

Qualifying Complications 9 Total

Number of Leads Enrolled in Study	967	Lead Dislodgement	1	Impedance Out of Range	1
Cumulative Months of Follow-Up	38,256	Failure to Capture	6		
Number of Leads Active in Study	113	Failure to Sense	1		



Leads

Pacing Leads continued

5068 CapSureFix

Product Characteristics

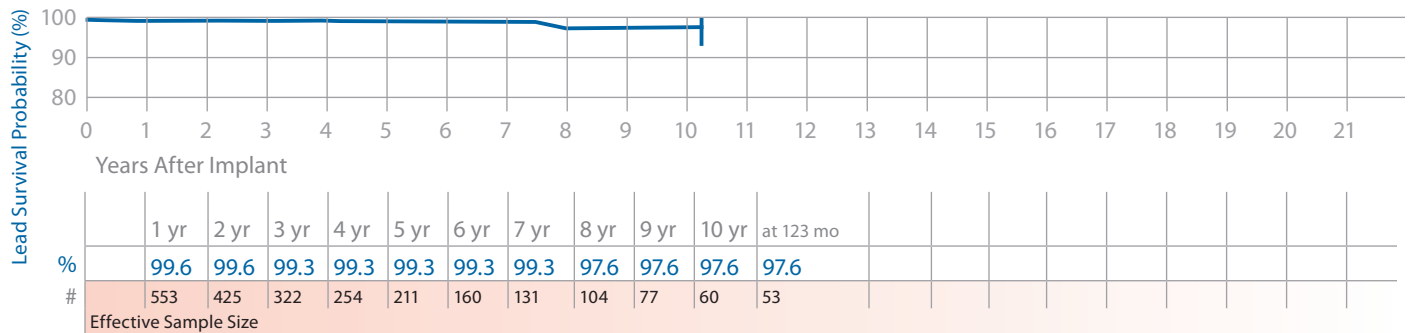
US Market Release	Jan-97	Serial Number Prefix	LDJ	<u>US Returned Product Analysis</u>	
Registered US Implants	102,800	Type and/or Fixation	Transvenous, V or A, Screw-in	Conductor Fracture	36
Estimated Active US Implants	30,900	Polarity	Bipolar	Crimp/Weld/Bond	2
Advisories	None	Steroid	Yes	Insulation Breach	53
				Other	4

Atrial Placement

System Longevity Study Results

Qualifying Complications 6 Total

Number of Leads Enrolled in Study	968	Lead Dislodgement	1	Impedance Out of Range	1
Cumulative Months of Follow-Up	33,708	Failure to Capture	2	Oversensing	1
Number of Leads Active in Study	37	Insulation (not further defined)	1		

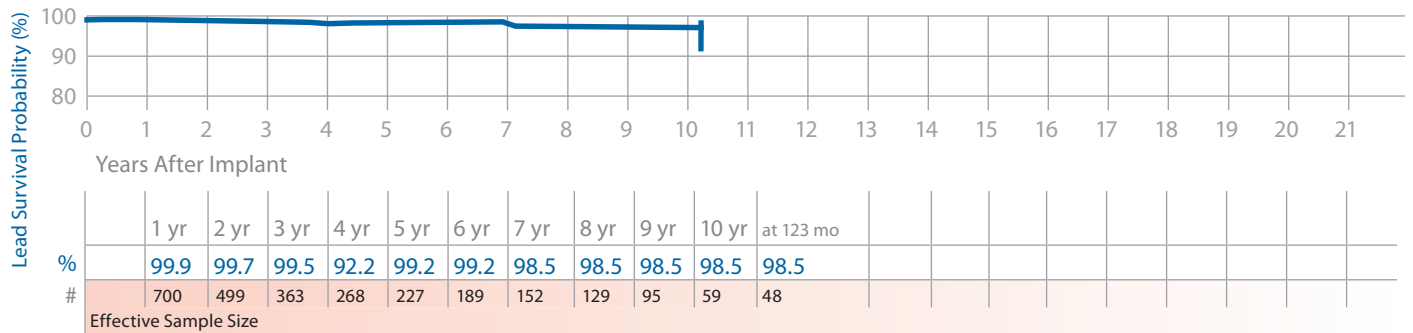


Ventricular Placement

System Longevity Study Results

Qualifying Complications 5 Total

Number of Leads Enrolled in Study	1,362	Lead Dislodgement	1	Insulation (not further defined)	1
Cumulative Months of Follow-Up	39,929	Failure to Capture	2		
Number of Leads Active in Study	78	Conductor Fracture	1		



Pacing Leads continued

5072 SureFix

Product Characteristics

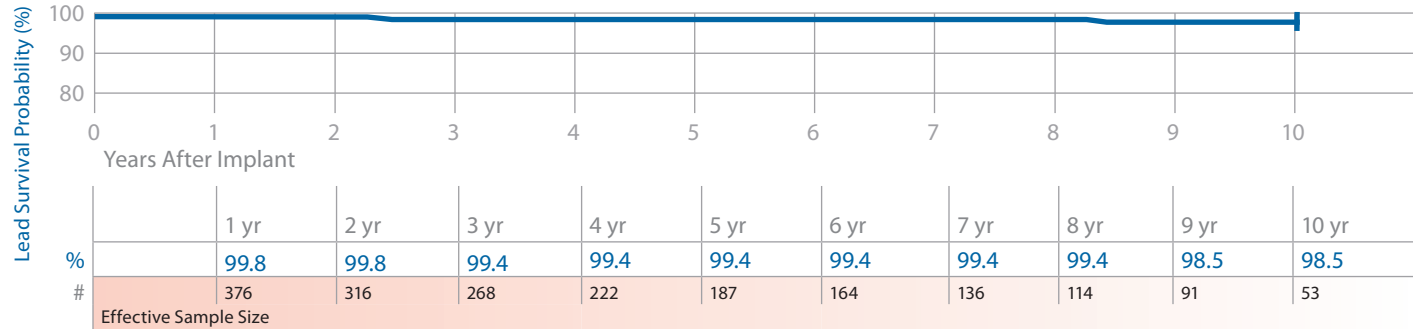
Product Characteristics				US Returned Product Analysis	
US Market Release	Jun-98	Serial Number Prefix	LEM	Conductor Fracture	2
Registered US Implants	9,800	Type and/or Fixation	Transvenous, V or A, Screw-in	Crimp/Weld/Bond	0
Estimated Active US Implants	4,300	Polarity	Bipolar	Insulation Breach	6
Advisories	None	Steroid	Yes	Other	0

System Longevity Study Results

Qualifying Complications

3 Total

Number of Leads Enrolled in Study	508	Failure to Capture	1
Cumulative Months of Follow-Up	27,043	Failure to Sense	1
Number of Leads Active in Study	72	Cardiac Perforation	1



Pacing Leads continued

5076 CapSureFix Novus

Product Characteristics

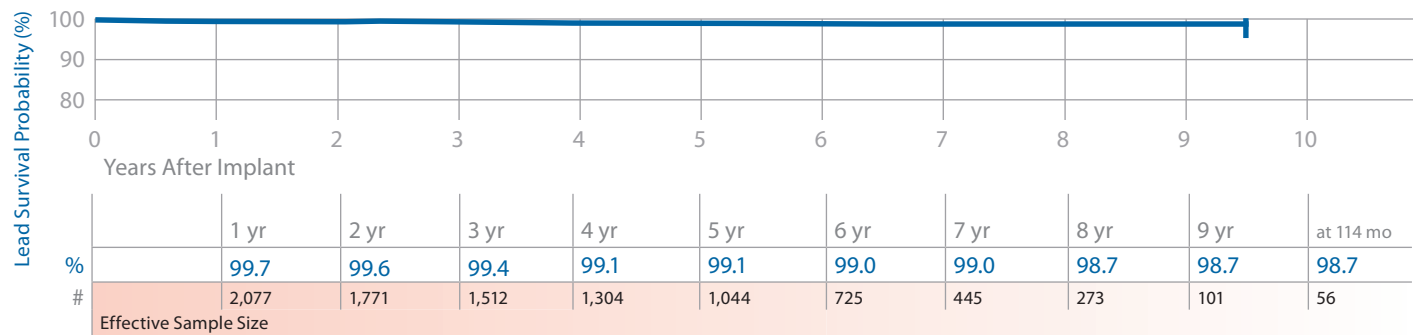
Product Characteristics				US Returned Product Analysis	
US Market Release	Aug-00	Serial Number Prefix	PJN	Conductor Fracture	322
Registered US Implants	1,402,900	Type and/or Fixation	Transvenous, V or A, Screw-in	Crimp/Weld/Bond	0
Estimated Active US Implants	894,200	Polarity	Bipolar	Insulation Breach	333
Advisories	None	Steroid	Yes	Other	97

Atrial Placement

System Longevity Study Results

Qualifying Complications 19 Total

Number of Leads Enrolled in Study	2,740	Lead Dislodgement	4	Impedance Out of Range	3
Cumulative Months of Follow-Up	129,717	Failure to Capture	5	Extra Cardiac Stimulation	2
Number of Leads Active in Study	755	Conductor Fracture	1	Oversensing	2
		Insulation (not further defined)	1	Cardiac Perforation	1

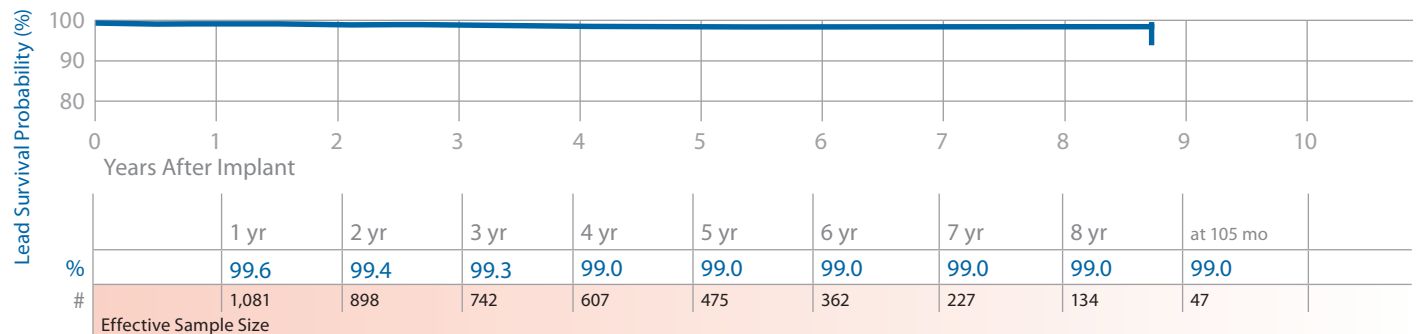


Ventricular Placement

System Longevity Study Results

Qualifying Complications 10 Total

Number of Leads Enrolled in Study	1,538	Lead Dislodgement	2	Failure to Sense	1
Cumulative Months of Follow-Up	64,681	Failure to Capture	3	Impedance Out of Range	2
Number of Leads Active in Study	308	Conductor Fracture	1	Cardiac Perforation	1



Pacing Leads continued

5086MRI CapSureFix Novus

Product Characteristics

US Market Release	Feb-11	Serial Number Prefix	LFP
Registered US Implants	44,300	Type and/or Fixation	Transvenous, A or V, Screw-in
Estimated Active US Implants	43,300	Polarity	Bipolar
Advisories	None	Steroid	Yes

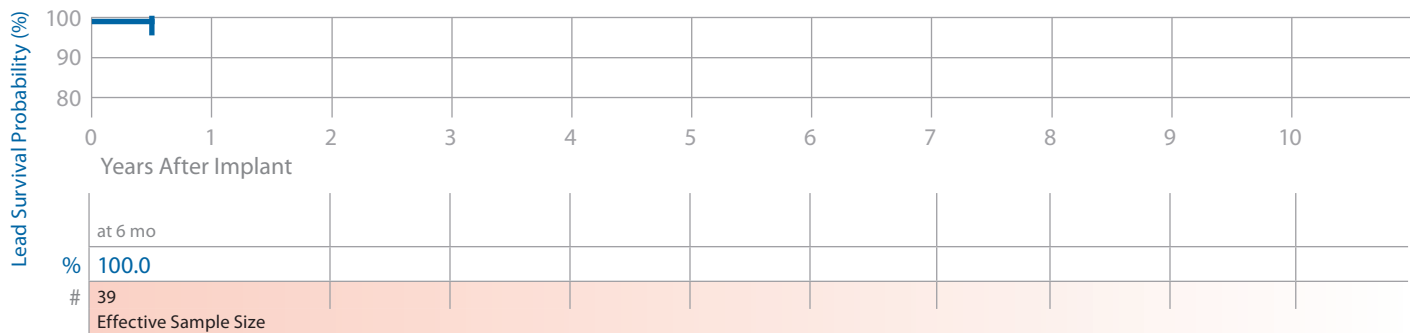
US Returned Product Analysis

Conductor Fracture	0
Crimp/Weld/Bond	0
Insulation Breach	1
Other	2

System Longevity Study Results

Qualifying Complications 0 Total

Number of Leads Enrolled in Study	1,592
Cumulative Months of Follow-Up	1,413
Number of Leads Active in Study	1,552



5092 CapSure SP Novus

Product Characteristics

US Market Release	Jun-98	Serial Number Prefix	LET
Registered US Implants	128,400	Type and/or Fixation	Transvenous, Vent, Tines
Estimated Active US Implants	59,800	Polarity	Bipolar
Advisories	None	Steroid	Yes

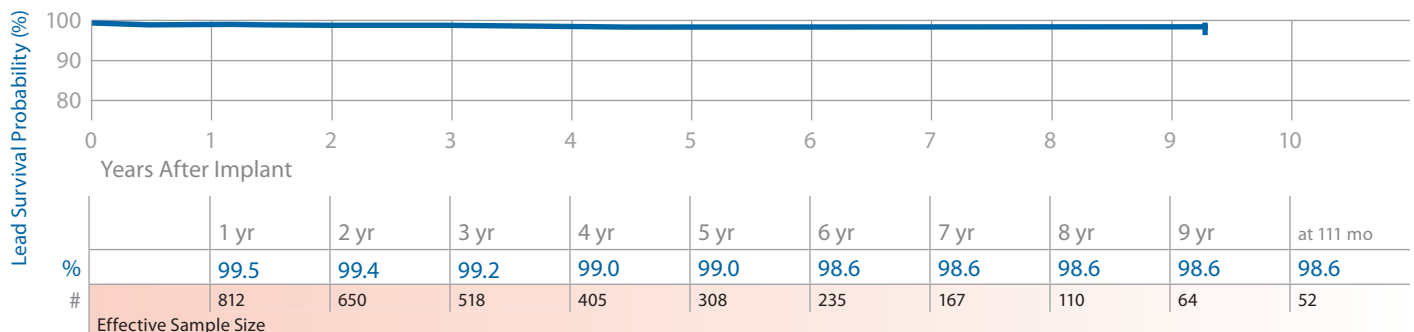
US Returned Product Analysis

Conductor Fracture	7
Crimp/Weld/Bond	0
Insulation Breach	33
Other	1

System Longevity Study Results

Qualifying Complications 9 Total

Number of Leads Enrolled in Study	1,172	Lead Dislodgement	5
Cumulative Months of Follow-Up	46,803	Failure to Capture	2
Number of Leads Active in Study	150	Impedance Out of Range	1
		Extra Cardiac Stimulation	1



Pacing Leads continued

5524, 5524M CapSure SP

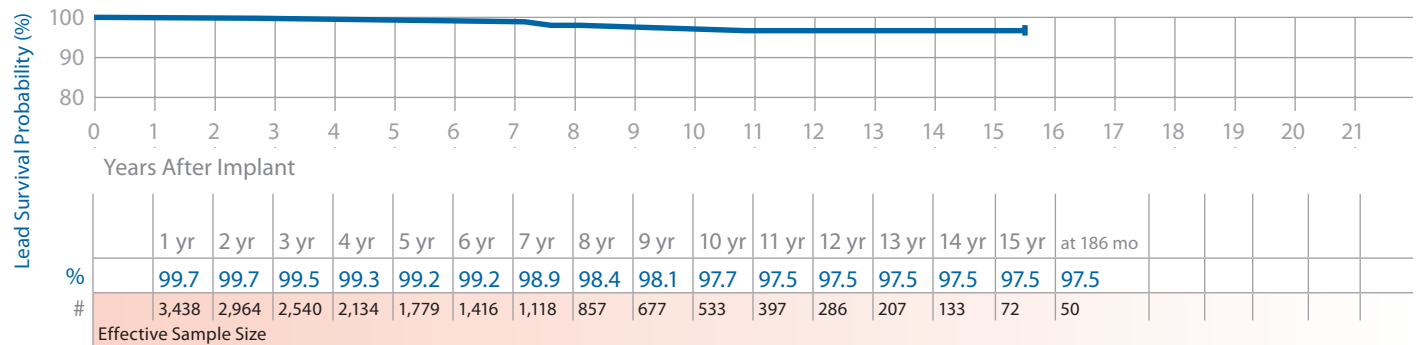
Product Characteristics

US Market Release	Mar-90	Serial Number Prefix	XV or LAV	US Returned Product Analysis	
Registered US Implants	60,300	Type and/or Fixation	Transvenous, Atrial-J, Tines	Conductor Fracture	11
Estimated Active US Implants	16,600	Polarity	Bipolar	Crimp/Weld/Bond	1
Advisories	None	Steroid	Yes	Insulation Breach	11
				Other	2

System Longevity Study Results

Qualifying Complications

Number of Leads Enrolled in Study	4,496	Lead Dislodgement	4	Insulation (not further defined)	1
Cumulative Months of Follow-Up	252,709	Failure to Capture	23	Impedance Out of Range	1
Number of Leads Active in Study	307	Conductor Fracture	1	Oversensing	4
		Failure to Sense	4	Other	1



5534 CapSure Z

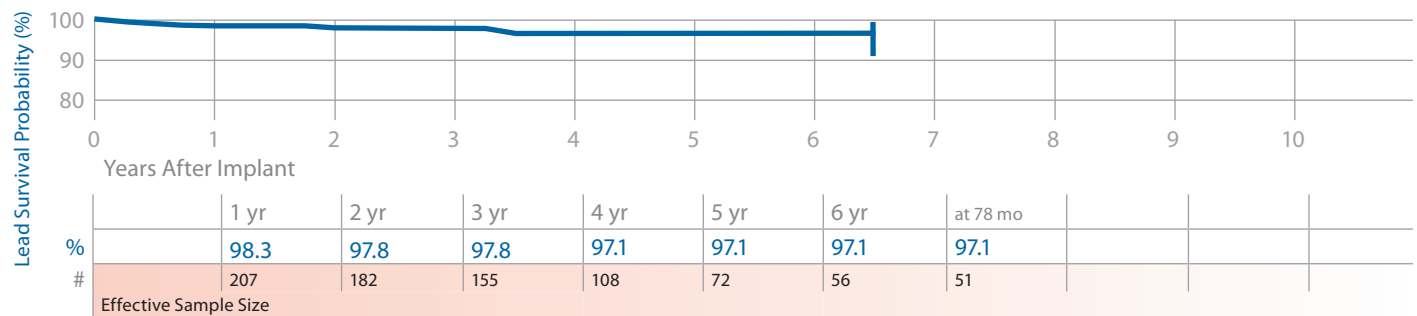
Product Characteristics

US Market Release	Feb-96	Serial Number Prefix	LDG	US Returned Product Analysis	
Registered US Implants	26,200	Type and/or Fixation	Transvenous, Atrial-J, Tines	Conductor Fracture	3
Estimated Active US Implants	7,200	Polarity	Bipolar	Crimp/Weld/Bond	0
Advisories	None	Steroid	Yes	Insulation Breach	5
				Other	2

System Longevity Study Results

Qualifying Complications

Number of Leads Enrolled in Study	264	Failure to Capture	5
Cumulative Months of Follow-Up	12,959	Impedance Out of Range	1
Number of Leads Active in Study	6		



Pacing Leads continued

5554 CapSure Z Novus

Product Characteristics

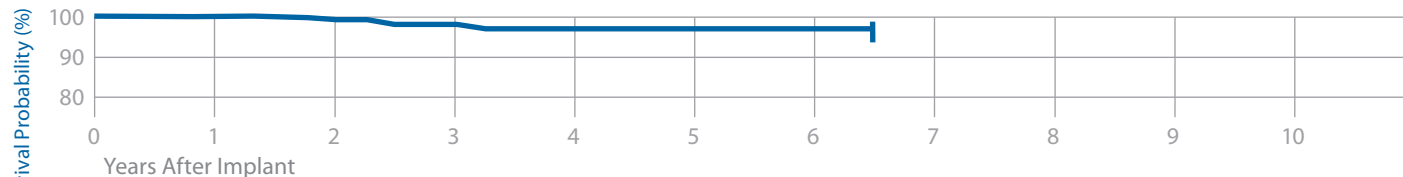
US Market Release	Jun-98	Serial Number Prefix	LEJ	US Returned Product Analysis	
Registered US Implants	60,700	Type and/or Fixation	Transvenous, Atrial-J, Tines	Conductor Fracture	9
Estimated Active US Implants	29,500	Polarity	Bipolar	Crimp/Weld/Bond	0
Advisories	None	Steroid	Yes	Insulation Breach	17
				Other	1

System Longevity Study Results

Qualifying Complications

4 Total

Number of Leads Enrolled in Study	344	Lead Dislodgement	1	Oversensing	1
Cumulative Months of Follow-Up	15,449	Failure to Capture	1		
Number of Leads Active in Study	39	Impedance Out of Range	1		



	1 yr	2 yr	3 yr	4 yr	5 yr	6 yr	at 78 mo
%	100.0	99.2	98.7	98.2	98.2	98.2	98.2
#	273	227	182	156	126	73	50
Effective Sample Size							

5568 CapSureFix

Product Characteristics

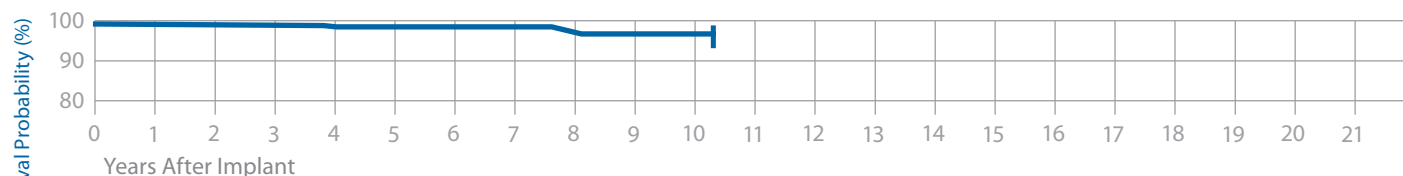
US Market Release	Jan-97	Serial Number Prefix	LDN	US Returned Product Analysis	
Registered US Implants	87,200	Type and/or Fixation	Transvenous, Atrial-J, Screw-in	Conductor Fracture	8
Estimated Active US Implants	49,500	Polarity	Bipolar	Crimp/Weld/Bond	0
Advisories	None	Steroid	Yes	Insulation Breach	27
				Other	7

System Longevity Study Results

Qualifying Complications

11 Total

Number of Leads Enrolled in Study	1,053	Lead Dislodgement	1	Failure to Sense	2
Cumulative Months of Follow-Up	39,855	Failure to Capture	5	Extra Cardiac Stimulation	1
Number of Leads Active in Study	133	Conductor Fracture	1	Oversensing	1



	1 yr	2 yr	3 yr	4 yr	5 yr	6 yr	7 yr	8 yr	9 yr	10 yr	at 123 mo
%	99.8	99.3	99.3	99.3	98.6	97.5	97.5	97.5	97.5	97.5	97.5
#	713	528	404	290	215	168	132	110	91	55	48
Effective Sample Size											

Pacing Leads continued

5592 CapSure SP Novus

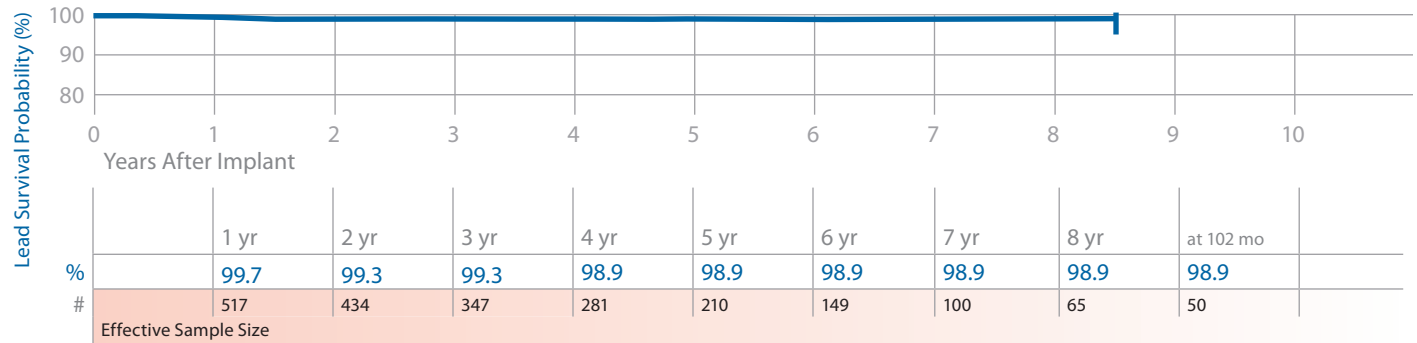
Product Characteristics

US Market Release	Jun-98	Serial Number Prefix	LEU	US Returned Product Analysis	
Registered US Implants	33,200	Type and/or Fixation	Transvenous, Atrial-J, Tines	Conductor Fracture	3
Estimated Active US Implants	18,600	Polarity	Bipolar	Crimp/Weld/Bond	0
Advisories	None	Steroid	Yes	Insulation Breach	3
				Other	0

System Longevity Study Results

Qualifying Complications 5 Total

Number of Leads Enrolled in Study	672	Lead Dislodgement	2
Cumulative Months of Follow-Up	30,202	Failure to Capture	3
Number of Leads Active in Study	123		



5594 CapSure SP Novus

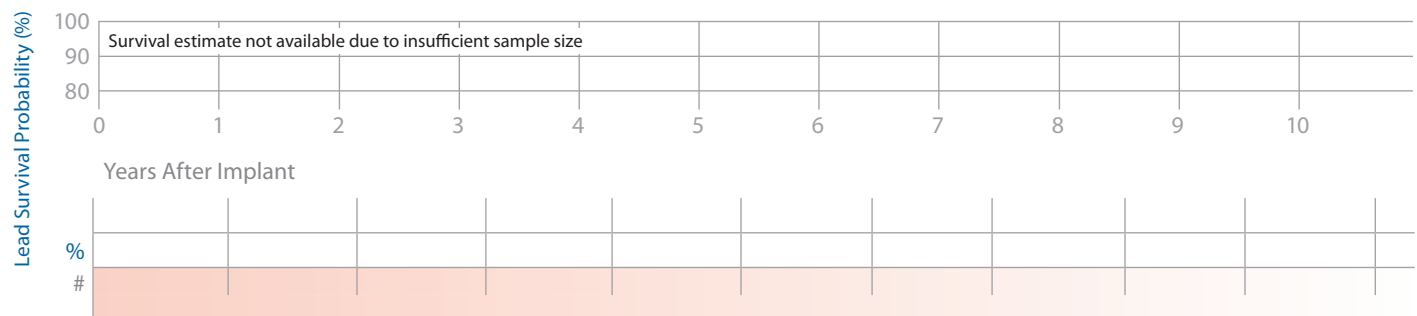
Product Characteristics

US Market Release	Jun-01	Serial Number Prefix	LFD	US Returned Product Analysis	
Registered US Implants	14,800	Type and/or Fixation	Transvenous, Atrial-J, Tines	Conductor Fracture	4
Estimated Active US Implants	9,900	Polarity	Bipolar	Crimp/Weld/Bond	0
Advisories	None	Steroid	Yes	Insulation Breach	6
				Other	1

System Longevity Study Results

Qualifying Complications 0 Total

Number of Leads Enrolled in Study	21
Cumulative Months of Follow-Up	1,452
Number of Leads Active in Study	11



Pacing Leads continued

6940 CapSureFix

Product Characteristics

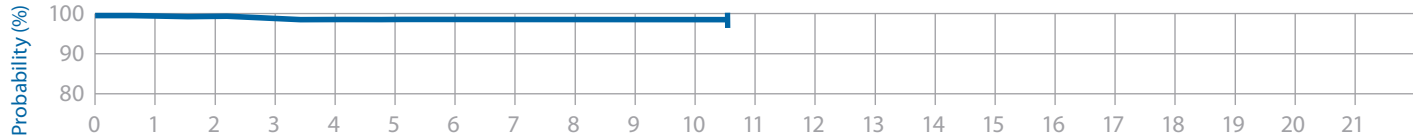
US Market Release	Oct-98	Serial Number Prefix	TCP	US Returned Product Analysis	
Registered US Implants	25,300	Type and/or Fixation	Transvenous, Atrial-J, Screw-in	Conductor Fracture	12
Estimated Active US Implants	7,600	Polarity	Bipolar	Crimp/Weld/Bond	0
Advisories	None	Steroid	Yes	Insulation Breach	17
				Other	1

System Longevity Study Results

Qualifying Complications

10 Total

Number of Leads Enrolled in Study	816	Lead Dislodgement	1	Oversensing	5
Cumulative Months of Follow-Up	43,292	Conductor Fracture	1		
Number of Leads Active in Study	86	Failure to Sense	3		



Years After Implant

	1 yr	2 yr	3 yr	4 yr	5 yr	6 yr	7 yr	8 yr	9 yr	10 yr	at 126 mo									
%	99.7	99.6	98.3	98.1	98.1	98.1	98.1	98.1	98.1	98.1	98.1									
#	641	530	441	364	306	255	206	157	123	89	56									
Effective Sample Size																				

Lead Survival Summary (95% Confidence Interval)

Model Number	Family	Chamber	US Market Release	Leads Enrolled	Leads Active in Study	Qualifying Complications	Cumulative Months of Follow-Up in Study	Device Survival Probability (%)																								
								Years After Implant																								
								1 yr	2 yr	3 yr	4 yr	5 yr	6 yr	7 yr	8 yr	10 yr	12 yr	14 yr	16 yr	18 yr	20 yr											
3830	SelectSecure	Atrial	Aug-05	766	591	4	16,060	99.4 +0.4/-1.1	99.4 +0.4/-1.1	99.4 +0.4/-1.1	99.4 +0.4/-1.1	99.4 +0.4/-1.1	99.4 +0.4/-1.1	99.4 +0.4/-1.1	99.4 +0.4/-1.1	99.4 +0.4/-1.1	99.4 +0.4/-1.1	99.4 +0.4/-1.1	99.4 +0.4/-1.1	99.4 +0.4/-1.1	99.4 +0.4/-1.1	99.4 +0.4/-1.1	99.4 +0.4/-1.1	99.4 +0.4/-1.1	99.4 +0.4/-1.1							
3830	SelectSecure	Vent	Aug-05	472	333	1	12,042	100.0	100.0	100.0	100.0	100.0	100.0	100.0	100.0	100.0	100.0	100.0	100.0	100.0	100.0	100.0	100.0	100.0	100.0	100.0	100.0					
4023	CapSure SP	Vent	Aug-91	1,158	216	22	73,316	99.8 +0.2/-0.6	99.2 +0.4/-0.9	98.7 +0.6/-1.1	98.5 +0.7/-1.1	98.5 +0.7/-1.1	98.5 +0.7/-1.1	98.5 +0.7/-1.1	98.5 +0.7/-1.1	98.1 +0.8/-1.3	96.9 +1.2/-1.8	96.3 +1.3/-2.1	95.7 +1.6/-2.6	95.7 +1.6/-2.6	95.7 +1.6/-2.6	95.7 +1.6/-2.6	95.7 +1.6/-2.6	95.7 +1.6/-2.6	95.7 +1.6/-2.6	95.7 +1.6/-2.6	95.7 +1.6/-2.6					
4024	CapSure SP	Vent	Oct-91	1,215	17	4	50,855	99.9 +0.1/-0.5	99.8 +0.1/-0.7	99.8 +0.1/-0.7	99.8 +0.1/-0.7	99.8 +0.1/-0.7	99.8 +0.1/-0.7	99.8 +0.1/-0.7	99.8 +0.1/-0.7	99.8 +0.1/-0.7	99.8 +0.1/-0.7	98.8 +1.0/-5.0 at 117 mo	98.8 +1.0/-5.0 at 117 mo	98.8 +1.0/-5.0 at 117 mo	98.8 +1.0/-5.0 at 117 mo	98.8 +1.0/-5.0 at 117 mo	98.8 +1.0/-5.0 at 117 mo	98.8 +1.0/-5.0 at 117 mo	98.8 +1.0/-5.0 at 117 mo	98.8 +1.0/-5.0 at 117 mo	98.8 +1.0/-5.0 at 117 mo					
4033	CapSure Z	Vent	Not US released	539	3	10	29,793	99.4 +0.4/-1.4	99.1 +0.6/-1.5	98.8 +0.7/-1.6	98.5 +0.8/-1.9	98.5 +0.8/-1.9	98.5 +0.8/-1.9	98.1 +1.0/-2.2	97.5 +1.3/-2.7	97.5 +1.3/-2.7	97.5 +1.3/-2.7	96.6 +1.8/-3.9	95.3 +2.5/-5.1 at 114 mo	95.3 +2.5/-5.1 at 114 mo	95.3 +2.5/-5.1 at 114 mo	95.3 +2.5/-5.1 at 114 mo	95.3 +2.5/-5.1 at 114 mo	95.3 +2.5/-5.1 at 114 mo	95.3 +2.5/-5.1 at 114 mo	95.3 +2.5/-5.1 at 114 mo	95.3 +2.5/-5.1 at 114 mo	95.3 +2.5/-5.1 at 114 mo				
4067	CapSureFix	A or V	Jan-97	171	44	8	11,097	98.1 +1.3/-3.9	98.1 +1.3/-3.9	98.1 +1.3/-3.9	98.1 +1.3/-3.9	98.1 +1.3/-3.9	98.1 +1.3/-3.9	98.1 +1.3/-3.9	98.1 +1.3/-3.9	98.1 +1.3/-3.9	98.1 +1.3/-3.9	98.1 +1.3/-3.9	98.1 +1.3/-3.9	98.1 +1.3/-3.9	98.1 +1.3/-3.9	98.1 +1.3/-3.9	98.1 +1.3/-3.9	98.1 +1.3/-3.9	98.1 +1.3/-3.9	98.1 +1.3/-3.9	98.1 +1.3/-3.9	98.1 +1.3/-3.9	98.1 +1.3/-3.9			
4068	CapSureFix	Atrial	Mar-96	2,413	301	69	131,591	98.9 +0.4/-0.5	98.7 +0.4/-0.6	98.2 +0.5/-0.7	98.0 +0.5/-0.8	98.0 +0.5/-0.8	98.0 +0.5/-0.8	97.4 +0.7/-0.9	97.2 +0.7/-1.0	97.2 +0.7/-1.0	96.9 +0.8/-1.1	95.6 +1.1/-1.6	94.1 +1.6/-2.2	92.0 +2.3/-3.3	92.0 +2.3/-3.3	91.1 +2.7/-3.9 at 159 mo	91.1 +2.7/-3.9 at 159 mo	91.1 +2.7/-3.9 at 159 mo	91.1 +2.7/-3.9 at 159 mo	91.1 +2.7/-3.9 at 159 mo	91.1 +2.7/-3.9 at 159 mo	91.1 +2.7/-3.9 at 159 mo	91.1 +2.7/-3.9 at 159 mo			
4068	CapSureFix	Vent	Mar-96	1,799	208	44	94,169	99.3 +0.3/-0.6	98.7 +0.5/-0.7	98.7 +0.5/-0.7	98.2 +0.6/-1.0	98.2 +0.6/-1.0	98.2 +0.6/-1.0	97.8 +0.7/-1.1	97.3 +0.9/-1.2	97.3 +0.9/-1.2	96.2 +1.1/-1.7	95.5 +1.4/-1.9	94.2 +1.8/-2.6	92.7 +2.9/-4.8 at 138 mo	92.7 +2.9/-4.8 at 138 mo	92.7 +2.9/-4.8 at 138 mo	92.7 +2.9/-4.8 at 138 mo	92.7 +2.9/-4.8 at 138 mo	92.7 +2.9/-4.8 at 138 mo	92.7 +2.9/-4.8 at 138 mo	92.7 +2.9/-4.8 at 138 mo	92.7 +2.9/-4.8 at 138 mo	92.7 +2.9/-4.8 at 138 mo			
4073	CapSure Sense	Vent	Jun-02	102	71	0	7,095	100.0	100.0	100.0	100.0	100.0	100.0	100.0	100.0	100.0	100.0	100.0	100.0	100.0	100.0	100.0	100.0	100.0	100.0	100.0	100.0	100.0	100.0	100.0	100.0	
4074	CapSure Sense	Atrial	Jun-02	215	151	2	13,875	99.1 +0.7/-2.8	99.1 +0.7/-2.8	99.1 +0.7/-2.8	99.1 +0.7/-2.8	99.1 +0.7/-2.8	99.1 +0.7/-2.8	99.1 +0.7/-2.8	99.1 +0.7/-2.8	99.1 +0.7/-2.8	99.1 +0.7/-2.8	99.1 +0.7/-2.8	99.1 +0.7/-2.8	99.1 +0.7/-2.8	99.1 +0.7/-2.8	99.1 +0.7/-2.8	99.1 +0.7/-2.8	99.1 +0.7/-2.8	99.1 +0.7/-2.8	99.1 +0.7/-2.8	99.1 +0.7/-2.8	99.1 +0.7/-2.8	99.1 +0.7/-2.8	99.1 +0.7/-2.8		
4074	CapSure Sense	Vent	Jun-02	799	598	3	26,337	99.7 +0.2/-1.1	99.4 +0.4/-1.3	99.4 +0.4/-1.3	99.4 +0.4/-1.3	99.4 +0.4/-1.3	99.4 +0.4/-1.3	99.4 +0.4/-1.3	99.4 +0.4/-1.3	99.4 +0.4/-1.3	99.4 +0.4/-1.3	99.4 +0.4/-1.3	99.4 +0.4/-1.3	99.4 +0.4/-1.3	99.4 +0.4/-1.3	99.4 +0.4/-1.3	99.4 +0.4/-1.3	99.4 +0.4/-1.3	99.4 +0.4/-1.3	99.4 +0.4/-1.3	99.4 +0.4/-1.3	99.4 +0.4/-1.3	99.4 +0.4/-1.3	99.4 +0.4/-1.3	99.4 +0.4/-1.3	
4076	CapSureFix Novus	Atrial	Feb-04	1,657	1,190	6	48,631	99.8 +0.1/-0.5	99.6 +0.2/-0.5	99.6 +0.2/-0.5	99.6 +0.2/-0.5	99.6 +0.2/-0.5	99.6 +0.2/-0.5	99.6 +0.2/-0.5	99.6 +0.2/-0.5	99.6 +0.2/-0.5	99.6 +0.2/-0.5	99.6 +0.2/-0.5	99.6 +0.2/-0.5	99.6 +0.2/-0.5	99.6 +0.2/-0.5	99.6 +0.2/-0.5	99.6 +0.2/-0.5	99.6 +0.2/-0.5	99.6 +0.2/-0.5	99.6 +0.2/-0.5	99.6 +0.2/-0.5	99.6 +0.2/-0.5	99.6 +0.2/-0.5	99.6 +0.2/-0.5	99.6 +0.2/-0.5	
4076	CapSureFix Novus	Vent	Feb-04	1,227	848	3	40,162	99.8 +0.2/-0.5	99.8 +0.2/-0.5	99.8 +0.2/-0.5	99.8 +0.2/-0.5	99.8 +0.2/-0.5	99.8 +0.2/-0.5	99.5 +0.4/-1.6	99.5 +0.4/-1.6	99.5 +0.4/-1.6	99.5 +0.4/-1.6	99.5 +0.4/-1.6	99.5 +0.4/-1.6	99.5 +0.4/-1.6	99.5 +0.4/-1.6	99.5 +0.4/-1.6	99.5 +0.4/-1.6	99.5 +0.4/-1.6	99.5 +0.4/-1.6	99.5 +0.4/-1.6	99.5 +0.4/-1.6	99.5 +0.4/-1.6	99.5 +0.4/-1.6	99.5 +0.4/-1.6	99.5 +0.4/-1.6	
4092	CapSure SP Novus	Vent	Sep-98	1,147	299	18	65,267	98.9 +0.5/-0.9	98.8 +0.5/-0.9	98.7 +0.5/-1.0	98.4 +0.6/-1.1	98.4 +0.6/-1.1	98.4 +0.6/-1.1	98.1 +0.7/-1.2	97.9 +0.8/-1.3	97.9 +0.8/-1.3	97.9 +0.8/-1.3	97.9 +0.8/-1.3	97.9 +0.8/-1.3	97.9 +0.8/-1.3	97.9 +0.8/-1.3	97.9 +0.8/-1.3	97.9 +0.8/-1.3	97.9 +0.8/-1.3	97.9 +0.8/-1.3	97.9 +0.8/-1.3	97.9 +0.8/-1.3	97.9 +0.8/-1.3	97.9 +0.8/-1.3	97.9 +0.8/-1.3	97.9 +0.8/-1.3	97.9 +0.8/-1.3

Pacing Leads continued

Lead Survival Summary continued

Model Number	Family	Chamber	US Market Release	Leads Enrolled	Leads Active in Study	Qualifying Complications	Cumulative Months of Follow-Up in Study	Device Survival Probability (%)														
								Years After Implant														
								1 yr	2 yr	3 yr	4 yr	5 yr	6 yr	7 yr	8 yr	10 yr	12 yr	14 yr	16 yr	18 yr	20 yr	
4523	CapSure SP	Atrial	Aug-91	121	4	4	7,588	98.1 +1.4/-5.3	98.1 +1.4/-5.3	98.1 +1.4/-5.3	98.1 +1.4/-5.3	98.1 +1.4/-5.3 at 57 mo	99.0 +0.6/-1.2	99.0 +0.6/-1.2	99.0 +0.6/-1.2							
4524	CapSure SP	Atrial	Oct-91	911	39	6	40,433	99.6 +0.3/-0.7	99.3 +0.4/-1.0	99.3 +0.4/-1.0	99.0 +0.6/-1.2	99.0 +0.6/-1.2	99.0 +0.6/-1.2	99.0 +0.6/-1.2	99.0 +0.6/-1.2	99.0 +0.6/-1.2 at 117 mo						
4533	CapSure Z	Atrial	Not US released	206	0	4	11,767	100.0	99.4 +0.5/-3.5	98.8 +0.9/-3.6	97.9 +1.4/-4.2	97.9 +1.4/-4.2	97.9 +1.4/-4.2 at 78 mo									
4558M	Screw-In	Atrial	Nov-94	539	22	12	22,997	99.3 +0.5/-1.4	99.3 +0.5/-1.4	99.3 +0.5/-1.4	99.3 +0.5/-1.4	99.3 +0.5/-1.4	97.6 +1.6/-4.2	96.5 +2.1/-5.2	96.5 +2.1/-5.2	91.8 +4.3/-8.8 at 108 mo						
4568	CapSureFix	Atrial	Jan-97	656	151	33	31,758	96.8 +1.2/-1.8	96.4 +1.3/-1.9	95.3 +1.5/-2.2	94.7 +1.6/-2.5	94.0 +1.8/-2.6	94.0 +1.8/-2.6	93.4 +2.1/-2.9	93.4 +2.1/-2.9	93.4 +2.1/-2.9 at 105 mo						
4574	CapSure Sense	Atrial	Jun-02	319	271	0	3,076	100.0 at 18 mo														
4592	CapSure SP Novus	Atrial	Oct-98	283	63	5	14,531	98.2 +1.1/-3.0	98.2 +1.1/-3.0	98.2 +1.1/-3.0	98.2 +1.1/-3.0	97.4 +1.5/-3.8	97.4 +1.5/-3.8	97.4 +1.5/-3.8	97.4 +1.5/-3.8	97.4 +1.5/-3.8 at 102 mo						
5023, 5023M	CapSure SP	Vent	Nov-88	1,354	335	19	83,694	99.7 +0.2/-0.5	99.7 +0.2/-0.6	99.5 +0.3/-0.6	99.4 +0.3/-0.7	99.3 +0.4/-0.9	98.8 +0.5/-1.2	97.6 +1.0/-1.6	97.6 +1.0/-1.6	96.8 +1.3/-2.2	96.1 +1.6/-2.8					
5024, 5024M	CapSure SP	Vent	Mar-90	8,153	321	56	441,672	99.6 +0.1/-0.2	99.6 +0.1/-0.2	99.5 +0.1/-0.3	99.4 +0.2/-0.2	99.3 +0.2/-0.2	99.3 +0.2/-0.2	99.3 +0.2/-0.3	99.1 +0.3/-0.3	99.0 +0.3/-0.4	98.8 +0.3/-0.6	98.5 +0.5/-0.7	98.3 +0.6/-0.9	97.3 +1.2/-2.0	97.3 +1.2/-2.0 at 201 mo	
5033	CapSure Z	Vent	Feb-96	1,899	171	28	99,245	99.7 +0.2/-0.4	99.6 +0.2/-0.4	99.1 +0.4/-0.7	99.0 +0.5/-0.7	98.8 +0.5/-0.9	98.3 +0.7/-1.2	97.7 +0.9/-1.3	96.9 +1.1/-1.7	96.0 +1.4/-2.1	95.5 +1.6/-2.5	94.7 +2.0/-3.3 at 165 mo				
5034	CapSure Z	Atrial	Feb-96	386	135	5	43,665	99.5 +0.4/-1.6	99.5 +0.4/-1.6	99.5 +0.4/-1.6	99.5 +0.4/-1.6	99.5 +0.4/-1.6	99.5 +0.4/-1.6	98.8 +0.8/-1.9	98.8 +0.8/-1.9	98.8 +0.8/-1.9	98.8 +0.8/-1.9	98.8 +0.8/-1.9	98.8 +0.8/-1.9			
5034	CapSure Z	Vent	Feb-96	1,209	15	11	44,323	99.7 +0.2/-0.6	99.4 +0.3/-0.8	99.1 +0.4/-1.0	98.8 +0.6/-1.1	98.8 +0.6/-1.1	98.8 +0.6/-1.1	98.1 +1.1/-2.8	96.6 +2.1/-5.7							
5054	CapSure Z Novus	Atrial	Jun-98	424	169	2	32,186	99.5 +0.4/-1.4	99.5 +0.4/-1.4	99.5 +0.4/-1.4	99.5 +0.4/-1.4	99.5 +0.4/-1.4	99.5 +0.4/-1.4	99.5 +0.4/-1.4	99.5 +0.4/-1.4	99.5 +0.4/-1.4	99.5 +0.4/-1.4	99.5 +0.4/-1.4	99.5 +0.4/-1.4	99.5 +0.4/-1.4	99.5 +0.4/-1.4 at 114 mo	
5054	CapSure Z Novus	Vent	Jun-98	967	113	9	38,256	99.5 +0.3/-0.8	99.4 +0.3/-0.9	99.4 +0.3/-0.9	99.1 +0.5/-1.2	99.1 +0.5/-1.2	99.1 +0.5/-1.2	97.9 +1.1/-2.4	97.9 +1.1/-2.4	97.9 +1.1/-2.4	97.9 +1.1/-2.4	97.9 +1.1/-2.4	97.9 +1.1/-2.4	97.9 +1.1/-2.4	97.9 +1.1/-2.4 at 111 mo	

continued

Lead Survival Summary continued

Model Number	Family	Chamber	US Market Release	Leads Enrolled	Leads Active in Study	Qualifying Complications	Cumulative Months of Follow-Up in Study	Device Survival Probability (%)																								
								Years After Implant																								
								1 yr	2 yr	3 yr	4 yr	5 yr	6 yr	7 yr	8 yr	10 yr	12 yr	14 yr	16 yr	18 yr	20 yr											
5068	CapSureFix	Atrial	Jan-97	968	37	6	33,708	99.6 +0.3/-0.9	99.6 +0.3/-0.9	99.3 +0.5/-1.2	99.3 +0.5/-1.2	99.3 +0.5/-1.2	99.3 +0.5/-1.2	99.2 +0.5/-1.6	99.2 +0.5/-1.6	99.3 +0.5/-1.2	99.3 +0.5/-1.2	97.6 +1.6/-4.2	97.6 +1.6/-4.2	97.6 +1.6/-4.2	97.6 +1.6/-4.2	97.5 +1.0/-2.5 at 123 mo	97.5 +1.0/-2.5 at 123 mo									
5068	CapSureFix	Vent	Jan-97	1,362	78	5	39,929	99.9 +0.1/-0.8	99.7 +0.2/-0.9	99.5 +0.3/-1.2	99.5 +0.5/-1.6	99.2 +0.5/-1.6	99.2 +0.5/-1.6	99.2 +0.5/-1.6	99.2 +0.5/-1.6	99.2 +0.5/-1.6	99.2 +0.5/-1.6	99.2 +0.5/-1.6	98.5 +1.0/-2.5 at 123 mo	98.5 +1.0/-2.5 at 123 mo												
5072	SureFix	A or V	Jun-98	508	72	3	27,043	99.8 +0.2/-1.4	99.8 +0.2/-1.4	99.4 +0.5/-1.7	99.4 +0.5/-1.7	99.4 +0.5/-1.7	99.4 +0.5/-1.7	99.4 +0.5/-1.7	99.4 +0.5/-1.7	99.4 +0.5/-1.7	99.4 +0.5/-1.7	99.4 +0.5/-1.7	99.4 +0.5/-1.7	99.4 +0.5/-1.7	99.4 +0.5/-1.7	98.5 +1.1/-4.0	98.5 +1.1/-4.0									
5076	CapSureFix Novus	Atrial	Aug-00	2,740	755	19	129,717	99.7 +0.1/-0.4	99.6 +0.2/-0.3	99.4 +0.2/-0.5	99.1 +0.3/-0.6	99.1 +0.3/-0.6	99.0 +0.4/-0.6	99.0 +0.4/-0.6	99.0 +0.4/-0.6	99.0 +0.4/-0.6	99.0 +0.4/-0.6	99.0 +0.4/-0.6	99.7 +0.6/-0.9 at 114 mo	99.7 +0.6/-0.9 at 114 mo												
5076	CapSureFix Novus	Vent	Aug-00	1,538	308	10	64,681	99.6 +0.2/-0.5	99.4 +0.3/-0.6	99.3 +0.4/-0.7	99.0 +0.5/-0.9	99.0 +0.5/-0.9	99.0 +0.5/-0.9	99.0 +0.5/-0.9	99.0 +0.5/-0.9	99.0 +0.5/-0.9	99.0 +0.5/-0.9	99.0 +0.5/-0.9	99.0 +0.5/-0.9	99.0 +0.5/-0.9	99.0 +0.5/-0.9	99.0 +0.5/-0.9 at 105 mo	99.0 +0.5/-0.9 at 105 mo									
5086MRI	CapsureFix Novus	A or V	Feb-11	1,592	1,552	0	1,413	100.0 at 6mo																								
5092	CapSure SP Novus	Vent	Jun-98	1,172	150	9	46,803	99.5 +0.3/-0.7	99.4 +0.3/-0.8	99.2 +0.4/-0.9	99.0 +0.5/-1.2	99.0 +0.5/-1.2	99.0 +0.5/-1.2	99.0 +0.5/-1.2	99.0 +0.5/-1.2	99.0 +0.5/-1.2	99.0 +0.5/-1.2	99.0 +0.5/-1.2	98.6 +0.7/-1.6 at 111 mo	98.6 +0.7/-1.6 at 111 mo												
5524, 5524M	CapSure SP	Atrial	Mar-90	4,496	307	39	252,709	99.7 +0.2/-0.2	99.7 +0.1/-0.2	99.5 +0.2/-0.3	99.3 +0.3/-0.4	99.3 +0.3/-0.4	99.2 +0.3/-0.4	99.2 +0.3/-0.4	99.2 +0.3/-0.4	99.2 +0.3/-0.4	99.2 +0.3/-0.4	99.2 +0.3/-0.4	99.2 +0.3/-0.4	99.2 +0.3/-0.4	99.2 +0.3/-0.4	99.2 +0.3/-0.4	97.5 +0.8/-1.1 at 186 mo	97.5 +0.8/-1.1 at 186 mo								
5534	CapSure Z	Atrial	Feb-96	264	6	6	12,959	98.3 +1.1/-2.7	97.8 +1.3/-3.0	97.8 +1.3/-3.0	97.1 +1.6/-3.5	97.1 +1.6/-3.5	97.1 +1.6/-3.5	97.1 +1.6/-3.5	97.1 +1.6/-3.5	97.1 +1.6/-3.5	97.1 +1.6/-3.5	97.1 +1.6/-3.5	97.1 +1.6/-3.5 at 78 mo	97.1 +1.6/-3.5 at 78 mo												
5554	CapSure Z Novus	Atrial	Jun-98	344	39	4	15,449	100.0	99.2 +0.6/-2.4	98.7 +0.9/-2.6	98.2 +1.1/-3.0	98.2 +1.1/-3.0	98.2 +1.1/-3.0	98.2 +1.1/-3.0	98.2 +1.1/-3.0	98.2 +1.1/-3.0	98.2 +1.1/-3.0	98.2 +1.1/-3.0	98.2 +1.1/-3.0 at 78 mo	98.2 +1.1/-3.0 at 78 mo												
5568	CapSureFix	Atrial	Jan-97	1,053	133	11	39,855	99.8 +0.1/-0.7	99.3 +0.4/-0.9	99.3 +0.4/-0.9	99.3 +0.4/-0.9	99.3 +0.4/-0.9	99.3 +0.4/-0.9	99.3 +0.4/-0.9	99.3 +0.4/-0.9	99.3 +0.4/-0.9	99.3 +0.4/-0.9	99.3 +0.4/-0.9	97.5 +1.3/-2.8	97.5 +1.3/-2.8												
5592	CapSure SP Novus	Atrial	Jun-98	672	123	5	30,202	99.7 +0.2/-1.1	99.3 +0.4/-1.3	99.3 +0.4/-1.3	98.9 +0.7/-1.6	98.9 +0.7/-1.6	98.9 +0.7/-1.6	98.9 +0.7/-1.6	98.9 +0.7/-1.6	98.9 +0.7/-1.6	98.9 +0.7/-1.6	98.9 +0.7/-1.6	98.9 +0.7/-1.6 at 102 mo	98.9 +0.7/-1.6 at 102 mo												
5594	CapSure SP Novus	Atrial	Jun-01	21	11	0	1,452	100.0 at 0 mo																								
6940	CapSureFix	Atrial	Oct-98	816	86	10	43,292	99.7 +0.2/-0.8	99.6 +0.3/-1.0	98.3 +0.8/-1.5	98.1 +0.9/-1.6	98.1 +0.9/-1.6	98.1 +0.9/-1.6	98.1 +0.9/-1.6	98.1 +0.9/-1.6	98.1 +0.9/-1.6	98.1 +0.9/-1.6	98.1 +0.9/-1.6	98.1 +0.9/-1.6	98.1 +0.9/-1.6	98.1 +0.9/-1.6	98.1 +0.9/-1.6 at 126 mo	98.1 +0.9/-1.6 at 126 mo									

US Returned Product Analysis Summary

Model Number	Family	US Market Release	Estimated US Implants	Estimated US Active	Conductor Fracture	Crimp/Weld/Bond	Insulation Breach	Other
3830	SelectSecure	Aug-05	20,800	16,500	3	0	10	3
4023	CapSure SP	Aug-91	41,100	7,700	14	0	4	2
4024	CapSure SP	Oct-91	221,300	43,800	29	0	159	8
4033	CapSure Z	Not US released	NA	NA	0	0	0	0
4067	CapSureFix	Jan-97	1,000	200	1	0	0	0
4068	CapSureFix	Mar-96	124,300	32,200	44	0	147	5
4073	CapSure Sense	Jun-02	700	300	0	0	0	0
4074	CapSure Sense	Jun-02	85,400	53,700	1	0	16	1
4076	CapSureFix Novus	Feb-04	376,400	289,700	22	1	21	16
4092	CapSure SP Novus	Sep-98	172,100	80,000	7	0	35	2
4523	CapSure SP	Aug-91	11,200	2,500	1	0	2	1
4524	CapSure SP	Oct-91	101,300	25,100	1	0	53	3
4533	CapSure Z	Not US released	NA	NA	0	0	0	0
4558M	Screw-in	Nov-94	19,900	4,100	1	0	18	0
4568	CapSureFix	Jan-97	69,500	23,200	3	0	57	1
4574	CapSure Sense	Jun-02	56,200	38,200	5	0	3	0
4592	CapSure SP Novus	Oct-98	83,500	41,100	6	0	12	1
5023, 5023M	CapSure SP	Nov-88	9,800	2,200	5	0	0	0
5024, 5024M	CapSure SP	Mar-90	200,700	44,700	51	1	50	9
5033	CapSure Z	Feb-96	2,300	500	1	0	0	0
5034	CapSure Z	Feb-96	56,000	13,100	12	0	12	3
5054	CapSure Z Novus	Jun-98	94,000	41,500	10	1	21	3
5068	CapSureFix	Jan-97	102,800	30,900	36	2	53	4
5072	SureFix	Jun-98	9,800	4,300	2	0	6	0
5076	CapSureFix Novus	Aug-00	1,402,900	894,200	322	0	333	97
5086MRI	CapSureFix Novus	Feb-11	44,300	43,300	0	0	1	2
5092	CapSure SP Novus	Jun-98	128,400	59,800	7	0	33	1
5524, 5524M	CapSure SP	Mar-90	60,300	16,600	11	1	11	2
5534	CapSure Z	Feb-96	26,200	7,200	3	0	5	2
5554	CapSure Z Novus	Jun-98	60,700	29,500	9	0	17	1
5568	CapSureFix	Jan-97	87,200	49,500	8	0	27	7
5592	CapSure SP Novus	Jun-98	33,200	18,600	3	0	3	0
5594	CapSure SP Novus	Jun-01	14,800	9,900	4	0	6	1
6940	CapSureFix	Oct-98	25,300	7,600	12	0	17	1

Source: Returned Product Analysis
Data as of January 31, 2012

US Reports of Acute Lead Observations

Model Number	Family	Estimated US Implants	Cardiac Perforation	Conductor Fracture	Lead Dislodgement	Failure to Capture	Oversensing	Failure to Sense	Insulation Breach	Extracardiac Stimulation	Impedance Abnormal	Unspecified
3830	SelectSecure	20,800	6	1	26	14	1	1	1	1	0	2
4023	CapSure SP	41,100	0	1	3	4	1	1	3	1	0	2
4024	CapSure SP	221,300	12	11	50	109	0	15	1	2	7	21
4033	CapSure Z	Not US Released	0	0	0	0	0	0	0	0	0	0
4067	CapSure Fix	1,000	1	0	0	0	0	0	0	0	0	0
4068	CapSure Fix	124,300	4	3	31	25	0	5	1	1	4	4
4073	CapSure Sense	700	0	0	0	0	0	0	0	0	0	0
4074	CapSure Sense	85,400	8	1	25	25	0	1	0	0	3	1
4076	CapSure Fix Novus	376,400	37	4	121	66	6	17	1	5	8	8
4092	CapSure SP Novus	172,100	2	4	19	25	0	0	1	0	3	2
4523	CapSure SP	11,200	0	0	2	2	0	1	0	0	0	0
4524	CapSure SP	101,300	0	2	24	17	0	4	2	0	1	14
4533	CapSure Z	NA	0	0	0	0	0	0	0	0	0	0
4558M	Screw-in	19,900	2	0	2	2	0	1	0	1	2	1
4568	CapSure Fix	69,500	3	1	4	7	0	1	0	0	3	1
4574	CapSure Sense	56,200	0	2	25	11	1	4	0	0	0	3
4592	CapSure SP Novus	83,500	0	0	22	7	2	1	0	0	0	2
5023, 5023M	CapSure SP	9,800	0	1	2	0	0	0	0	0	0	0
5024, 5024M	CapSure SP	200,700	10	9	33	50	1	9	6	3	3	14
5033	CapSure Z	2,300	0	0	1	0	0	0	0	0	0	0
5034	CapSure Z	56,000	3	3	16	32	0	3	2	0	0	12
5054	CapSure Z Novus	94,000	2	2	17	20	0	0	1	0	0	8
5068	CapSure Fix	102,800	13	4	22	34	1	5	1	0	1	6
5072	SureFix	9,800	0	0	2	1	0	0	0	0	0	1
5076	CapSure Fix Novus	1,402,900	137	9	447	214	24	38	7	13	15	31
5086MRI	CapsureFix Novus	44,300	67	0	92	46	7	16	1	10	3	5
5092	CapSure SP Novus	128,400	5	1	36	27	1	6	4	3	0	9
5524, 5524M	CapSure SP	60,300	1	3	20	13	0	9	2	0	0	10
5534	CapSure Z	26,200	0	0	6	3	0	2	0	2	0	4
5554	CapSure Z Novus	60,700	0	1	31	23	0	2	0	0	0	3
5568	CapSure Fix	87,200	6	0	26	18	2	4	1	1	1	5
5592	CapSure SP Novus	33,200	0	0	21	4	0	2	0	0	0	2
5594	CapSure SP Novus	14,800	0	1	7	0	0	0	0	0	0	2
6940	CapSure Fix	25,300	0	1	6	1	0	0	0	0	1	0

Report Cutoff Date: January 31, 2012

Reference Chart

Model Number	Family	Type	Insulation	Conductor Material	Tip Electrode	Connector Type
3830	SelectSecure	Transvenous V or A Screw-In	Polyurethane/Silicone (55D,4719)	MP35N 5 Filars/ Cable	1.8 mm Helix/Steroid	IS-1 BI
4023	CapSure SP	Transvenous Ventricular Tines	Polyurethane (55D)	MP35N 4 Filars	Porous Platinized/ Steroid	IS-1 UNI
4024	CapSure SP	Transvenous Ventricular Tines	Polyurethane (55D)	MP35N 4/5 Filars	Porous Platinized/ Steroid	IS-1 BI
4033	CapSure Z	Transvenous Ventricular Tines	Polyurethane (55D)	MP35N 2 Filars	CapSure Z Platinized/Steroid	IS-1 UNI
4067	CapSureFix	Transvenous V or A Screw-In	Polyurethane (80A)	MP35N 3 Filars	1.8 mm Helix/Steroid	IS-1 UNI
4068	CapSureFix	Transvenous V or A Screw-In	Polyurethane (80A/55D)	MP35N 4/3 Filars	1.8 mm Helix/Steroid	IS-1 BI
4073	CapSure Sense	Transvenous Ventricular Tines	Polyurethane (55D)	MP35N 5 Filars	TiN Coated Platinum Iridium/Steroid	IS-1 UNI
4074	CapSure Sense	Transvenous Ventricular Tines	Polyurethane/Silicone (55D, 4719)	MP35N 5/5 Filars	TiN Coated Platinum Iridium/ Steroid	IS-1 BI
4076	CapSureFix Novus	Transvenous V or A Screw-In	Polyurethane/Silicone (55D, 4719)	MP35N 4/6 Filars	TiN Coated Platinum Alloy/Steroid	IS-1 BI
4092	CapSure SP Novus	Transvenous Ventricular Tines	Polyurethane/Silicone (55D/4719)	MP35N 6/4 Filars	Porous Platinized/ Steroid	IS-1 BI
4523	CapSure SP	Transvenous Atrial-J Tines	Polyurethane (55D)	MP35N 2 Filars	Porous Platinized/ Steroid	IS-1 UNI
4524	CapSure SP	Transvenous Atrial-J Tines	Polyurethane (55D)	MP35N 4/5 Filars	Porous Platinized/ Steroid	IS-1 BI
4533	CapSure Z	Transvenous Atrial-J Tines	Polyurethane (55D)	MP35N 2 Filars	CapSure Z Platinized/Steroid	IS-1 UNI
4558M	Screw-In	Transvenous Atrial-J Screw-In	Polyurethane (80A/55D)	MP35N 6/3 Filars	1.8 mm Helix/Steroid	IS-1 BI
4568	CapSureFix	Transvenous Atrial-J Screw-In	Polyurethane (80A/55D)	MP35N 6/3 Filars	1.8 mm Helix/Steroid	IS-1 BI
4574	CapSure Sense	Transvenous Atrial-J Tines	Polyurethane/Silicone (55D,4719)	MP35N 5/5 Filars	TiN Coated Platinum Iridium	IS-1 BI
4592	CapSure SP Novus	Transvenous Atrial-J Tines	Polyurethane/Silicone (55D/4719)	MP35N 6/3 Filars	Porous Platinized/ Steroid	IS-1 BI
5023, 5023M	CapSure SP	Transvenous Ventricular Tines	Silicone	MP35N 4 Filars	Porous Platinized/ Steroid	5 mm (5023) IS-1 UNI (5023M)
5024, 5024M	CapSure SP	Transvenous Ventricular Tines	Silicone	MP35N 4/5 Filars	Porous Platinized/ Steroid	3.2 mm Low Profile (5024) IS-1 BI (5024M)
5033	CapSure Z	Transvenous Ventricular Tines	Silicone	MP35N 4 Filars	CapSure Z Platinized/Steroid	IS-1 UNI
5034	CapSure Z	Transvenous Ventricular Tines	Silicone	MP35N 4/5 Filars	CapSure Z Platinized/Steroid	IS-1 BI
5054	CapSure Z Novus	Transvenous Ventricular Tines	Silicone (4719)	MP35N 5/5 Filars	CapSure Z Porous/Platinized/ Steroid	IS-1 BI
5068	CapSureFix	Transvenous V or A Screw-In	Silicone	MP35N 4/3 Filars	1.8 mm Helix/Steroid	IS-1 BI
5072	SureFix	Transvenous V or A Screw-In	Silicone	MP35N 4/5 Filars	1.8 mm Helix/Steroid	IS-1 BI
5076	CapSureFix Novus	Transvenous V or A Screw-In	Silicone (4719)	MP35N 4/6 Filars	Porous Platinized/ Steroid	IS-1 BI
5086MRI	CapSureFix Novus	Transvenous A or V Screw-in	Silicone	MP35N	Titanium nitride coated platinum alloy	IS-1 BI
5092	CapSure SP Novus	Transvenous Ventricular Tines	Silicone (4719)	MP35N 5/5 Filars	Porous Platinized/ Steroid	IS-1 BI
5524, 5524M	CapSure SP	Transvenous Atrial-J Tines	Silicone	MP35N 6/5 Filars	Porous Platinized/ Steroid	3.2 mm Low Profile (5524) IS-1 BI (5524M)

continued

Pacing Leads continued

Reference Chart continued

Model Number	Family	Type	Insulation	Conductor Material	Tip Electrode	Connector Type
5534	CapSure Z	Transvenous Atrial-J Tines	Silicone	MP35N 4/5 Filars	CapSure Z Platinized/Steroid	IS-1 BI
5554	CapSure Z Novus	Transvenous Atrial-J Tines	Silicone (4719)	MP35N 6/5 Filars	CapSure Z Porous Platinized/Steroid	IS-1 BI
5568	CapSureFix	Transvenous Atrial-J Screw-In	Silicone	MP35N 6/3 Filars	1.8 mm Helix/Steroid	IS-1 BI
5592	CapSure SP Novus	Transvenous Atrial-J Tines	Silicone (4719)	MP35N 6/5 Filars	Porous Platinized/Steroid	IS-1 BI
5594	CapSure SP Novus	Transvenous Atrial-J Tines	Silicone (4719)	MP35N 6/5 Filars	Platinized Platinum/Steroid	IS-1 BI
6940	CapSureFix	Transvenous Atrial-J Screw-In	Silicone	MP35N 3/6 Filars	Platinum Alloy	IS-1 BI

Epi/Myocardial Pacing Leads

4951, 4951M Spectraflex

Product Characteristics

US Market Release	Oct-81	Serial Number Prefix	TF or LBJ
Registered US Implants	11,700	Type and/or Fixation	Myocardial Stab-in, V or A, Peds
Estimated Active US Implants	2,600	Polarity	Unipolar
Advisories	None	Steroid	No

US Returned Product Analysis

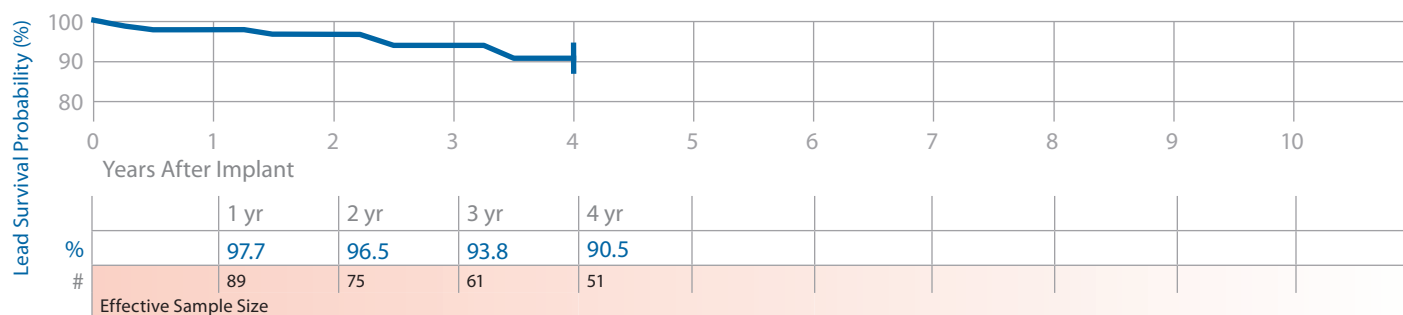
Conductor Fracture	36
Crimp/Weld/Bond	0
Insulation Breach	8
Other	6

System Longevity Study Results

Qualifying Complications

14 Total

Number of Leads Enrolled in Study	179	Failure to Capture	7	Insulation (not further defined)	1
Cumulative Months of Follow-Up	5,929	Conductor Fracture	1	Insulation (ESC)	1
Number of Leads Active in Study	4	Failure to Sense	3	Impedance Out of Range	1



4965 CapSure Epi

Product Characteristics

US Market Release	Sep-96	Serial Number Prefix	LBT
Registered US Implants	20,100	Type and/or Fixation	Epicardial Suture-On V or A
Estimated Active US Implants	9,300	Polarity	Unipolar
Advisories	None	Steroid	Yes

US Returned Product Analysis

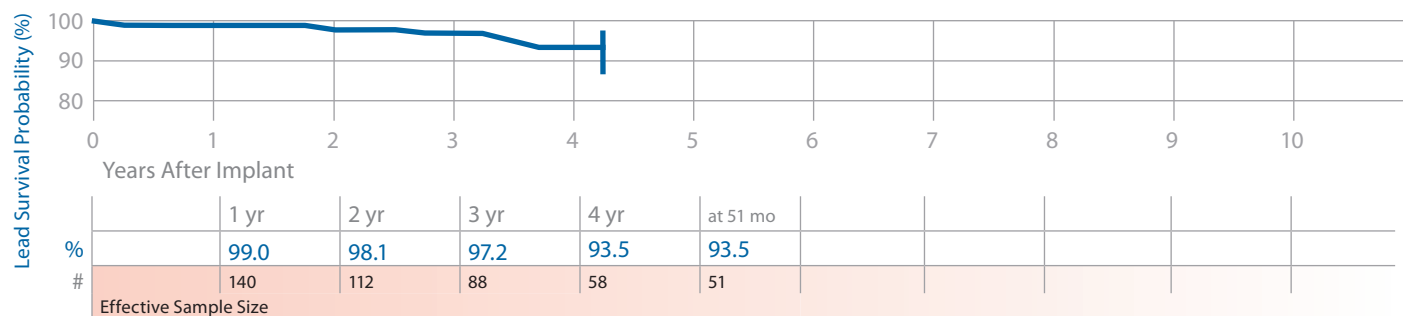
Conductor Fracture	136
Crimp/Weld/Bond	1
Insulation Breach	32
Other	0

System Longevity Study Results

Qualifying Complications

8 Total

Number of Leads Enrolled in Study	219	Failure to Capture	2	Oversensing	2
Cumulative Months of Follow-Up	7,274	Conductor Fracture	3		
Number of Leads Active in Study	34	Failure to Sense	1		



Epi/Myocardial Pacing Leads continued

4968 CapSure Epi

Product Characteristics

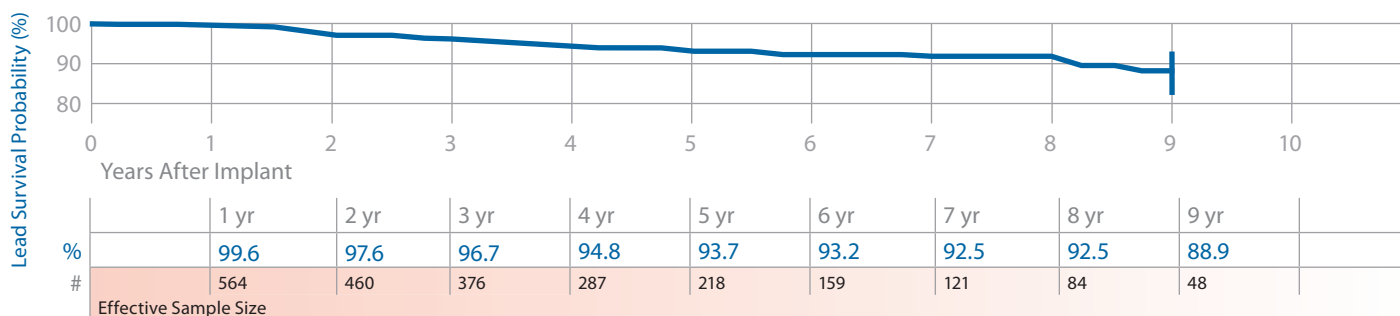
US Market Release	Sep-99	Serial Number Prefix	LEN	US Returned Product Analysis	
Registered US Implants	24,400	Type and/or Fixation	Epicardial Suture-On V or A	Conductor Fracture	23
Estimated Active US Implants	15,200	Polarity	Bipolar	Crimp/Weld/Bond	0
Advisories	None	Steroid	Yes	Insulation Breach	8
				Other	1

System Longevity Study Results

Qualifying Complications

41 Total

Number of Leads Enrolled in Study	736	Failure to Capture	17	Insulation (not further defined)	2
Cumulative Months of Follow-Up	34,073	Conductor Fracture	8	Impedance Out of Range	3
Number of Leads Active in Study	385	Failure to Sense	3	Oversensing	7
				Other	1



5071 Screw-in

Product Characteristics

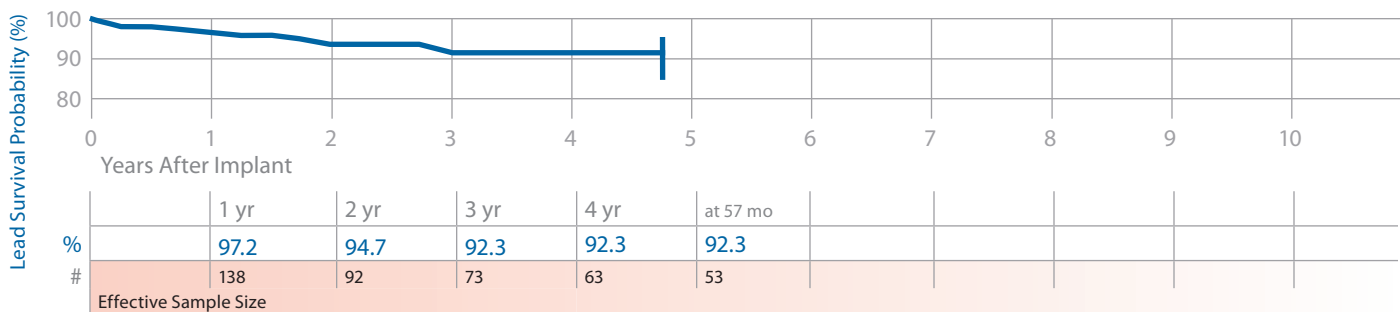
US Market Release	Dec-92	Serial Number Prefix	LAQ	US Returned Product Analysis	
Registered US Implants	41,800	Type and/or Fixation	Myocardial Screw-in Vent.	Conductor Fracture	12
Estimated Active US Implants	14,500	Polarity	Unipolar	Crimp/Weld/Bond	0
Advisories	None	Steroid	No	Insulation Breach	2
				Other	0

System Longevity Study Results

Qualifying Complications

12 Total

Number of Leads Enrolled in Study	281	Failure to Capture	10
Cumulative Months of Follow-Up	7,684	Oversensing	2
Number of Leads Active in Study	59		



Epi/Myocardial Pacing Leads continued

Lead Survival Summary (95% Confidence Interval)

Model Number	Family	US Market Release	Leads Enrolled	Leads Active in Study	Qualifying Complications	Cumulative Months of Follow-Up in Study	Device Survival Probability (%)														
							Years After Implant														
							1 yr	2 yr	3 yr	4 yr	5 yr	6 yr	7 yr	8 yr	10 yr	12 yr	14 yr	16 yr			
4951, 4951M	Spectraflex	Oct-81	179	4	14	5,929	977 +1.6/-4.8	96.5 +2.2/-5.8	93.8 +3.5/-7.5	90.5 +4.8/-9.1											
4965	CapSure Epi	Sep-96	219	34	8	7,274	990 +0.7/-3.0	98.1 +1.3/-4.0	97.2 +1.8/-4.9	93.5 +3.5/-7.1	93.5 +3.5/-7.1 at 51 mo										
4968	CapSure Epi	Sep-99	736	385	41	34,073	996 +0.3/-1.0	97.6 +1.0/-1.7	96.7 +1.2/-2.0	94.8 +1.7/-2.5	93.7 +2.0/-2.9	93.2 +2.1/-3.1	92.5 +2.4/-3.6	92.5 +2.4/-3.6	88.9 +4.0/-6.0 at 108 mo						
5071	Screw-in	Dec-92	281	59	12	7,684	972 +1.5/-3.5	94.7 +2.6/-4.9	92.3 +3.6/-6.4	92.3 +3.6/-6.4	92.3 +3.6/-6.4 at 57 mo										

Epi/Myocardial Pacing Leads continued

US Returned Product Analysis Summary

Model Number	Family	US Market Release	Estimated US Implants	Estimated US Active	Conductor Fracture	Crimp/Weld/Bond	Insulation Breach	Other
4951, 4951M	Spectraflex	Oct-81	11,700	2,600	36	0	8	6
4965	CapSure Epi	Sep-96	20,100	9,300	126	1	32	0
4968	CapSure Epi	Sep-99	24,400	15,200	23	0	8	1
5071	Screw-in	Dec-92	41,800	14,500	12	0	2	0

Source: Returned Product Analysis
Data as of January 31, 2012

US Reports of Acute Lead Observations

Model Number	Family	Estimated US Implants	Cardiac Perforation	Conductor Fracture	Lead Dislodgement	Failure to Capture	Oversensing	Failure To Sense	Impedance Abnormal	Extracardiac Stimulation
4951, 4951M	Spectraflex	11,700	0	1	0	8	0	0	0	0
4965	CapSure Epi	20,100	0	1	0	4	0	2	3	0
4968	CapSure Epi	24,400	1	0	3	9	2	0	1	0
5071	Screw-in	41,800	1	0	1	26	0	0	2	3

Model Number	Family	Estimated US Implants	Insulation Breach	Unspecified
4951, 4951M	Spectraflex	11,700	0	1
4965	CapSure Epi	19,700	0	3
4968	CapSure Epi	22,800	1	0
5071	Screw-in	40,700	0	1

Report Cutoff Date: Data as of January 31, 2012

Reference Chart

Model Number	Family	Type	Insulation	Conductor Material	Tip Electrode	Connector Type
4951, 4951M	Spectraflex	Myocardial Stab-In V or A/Peds	Polyurethane (80A)	MP35N 4 Filars	Barb	5 mm (4951) IS-1 UNI (4951M)
4965	CapSure Epi	Epicardial Suture V or A	Silicone	MP35N 5 Filars	Porous Platinized/ Steroid	IS-1 UNI
4968	CapSure Epi	Epicardial Suture V or A	Silicone	MP35N 5 Filars	Porous Platinized/ Steroid	IS-1 B1
5071	Screw-in	Myocardial Screw-In Ventricular	Silicone	MP35N Multifilars	2-Turn Helix	IS-1 UNI

VDD Single Pass Pacing Leads

5032 CapSure VDD

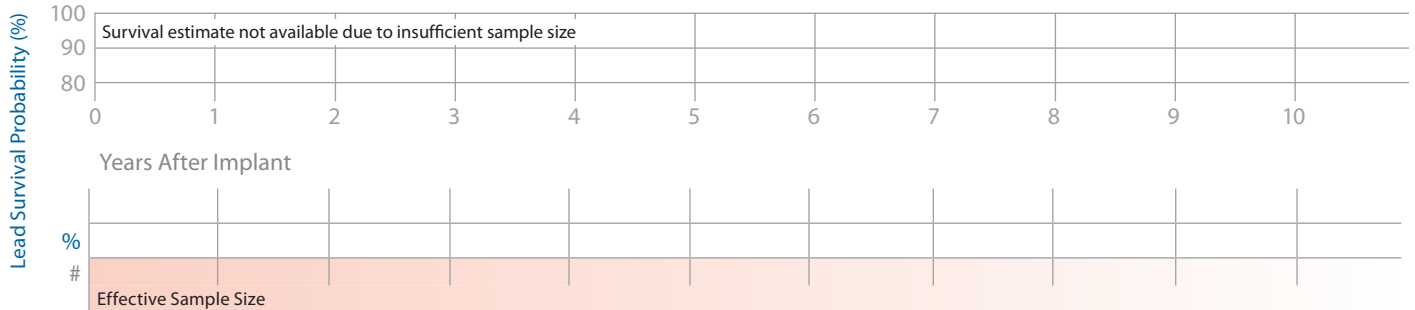
Product Characteristics

US Market Release	Mar-96	Serial Number Prefix	LCL, LCN, LCM	US Returned Product Analysis	
Registered US Implants	5,400	Type and/or Fixation	Transvenous, Atr-Vent, Tines		
Estimated Active US Implants	1,300	Polarity	Quadripolar		
Advisories	None	Steroid	Yes		
				Conductor Fracture	7
				Crimp/Weld/Bond	0
				Insulation Breach	7
				Other	0

System Longevity Study Results

Qualifying Complications

Number of Leads Enrolled in Study	38	Failure to Sense	1
Cumulative Months of Follow-Up	1,683		
Number of Leads Active in Study	0		



5038 CapSure VDD-2

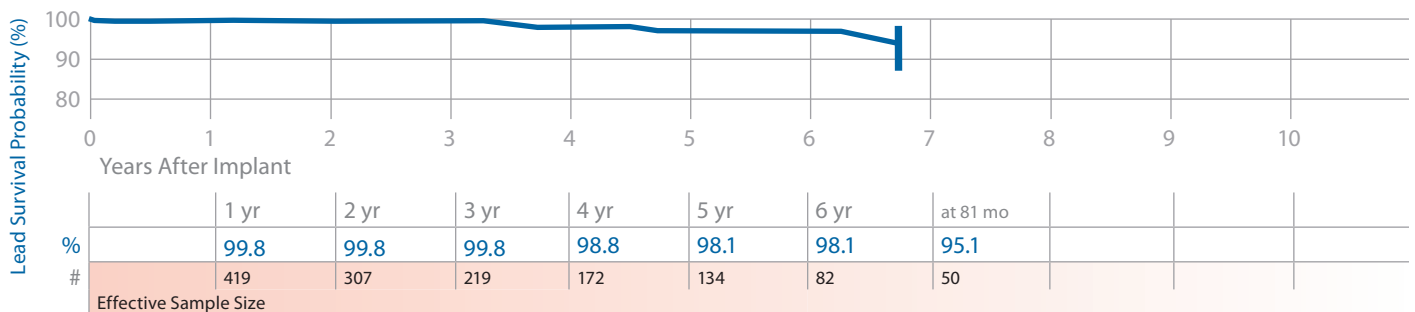
Product Characteristics

US Market Release	Sep-98	Serial Number Prefix	LEE, LEG, or LEF	US Returned Product Analysis	
Registered US Implants	8,900	Type and/or Fixation	Transvenous, Atr-Vent, Tines		
Estimated Active US Implants	3,500	Polarity	Quadripolar		
Advisories	None	Steroid	Yes		
				Conductor Fracture	4
				Crimp/Weld/Bond	0
				Insulation Breach	1
				Other	0

System Longevity Study Results

Qualifying Complications

Number of Leads Enrolled in Study	553	Failure to Capture	1
Cumulative Months of Follow-Up	20,562	Conductor Fracture	3
Number of Leads Active in Study	48	Failure to Sense	2



VDD Single Pass Pacing Leads continued

Lead Survival Summary (95% Confidence Interval)

Model Number	Family	US Market Release	Leads Enrolled	Leads Active in Study	Qualifying Complications	Cumulative Months of Follow-Up in Study	Device Survival Probability (%)													
							Years After Implant													
							1 yr	2 yr	3 yr	4 yr	5 yr	6 yr	7 yr	8 yr	9 yr	10 yr				
5032	CapSure VDD	Mar-96	38	0	1	1,683	100.0 at 0 mo													
5038	CapSure VDD-2	Sep-98	553	48	6	20,562	99.8 +0.2/-1.4	99.8 +0.2/-1.4	99.8 +0.2/-1.4	98.8 +0.8/-2.8	98.1 +1.2/-3.3	98.1 +1.2/-3.3	95.1 +3.0/-7.4 at 81 mo							

Source: System Longevity Study
Data as of January 31, 2012

US Returned Product Analysis Summary

Model Number	Family	US Market Release	Estimated US Implants	Estimated US Active	Conductor Fracture	Crimp/Weld/Bond	Insulation Breach	Other
5032	CapSure VDD	Mar-96	5,400	1,300	7	0	7	0
5038	CapSure VDD-2	Sep-98	8,900	3,500	4	0	1	0

Source: Returned Product Analysis
Data as of January 31, 2012

US Reports of Acute Lead Observations

Model Number	Family	Estimated US Implants	Lead Dislodgement	Failure to Capture	Failure to Sense	Extracardiac Stimulation
5032	CapSure VDD	5,400	1	3	1	0
5038	CapSure VDD-2	8,900	1	1	0	1

Report Cutoff Date: January 31, 2012

Reference Chart

Model Number	Family	Type	Insulation	Conductor Material	Tip Electrode	Connector Type
5032	CapSure VDD	Transvenous V and A Tines	Silicone	MP35N 5/6/1 Filars	Porous Platinized/Steroid	Atr. IS-1 BI, Vent. IS-1 BI
5038	CapSure VDD-2	Transvenous V and A Tines	Silicone	MP35N	Porous Platinized/Steroid	Atr. IS-1 BI, Vent. IS-1 BI

ICD and CRT-D Charge Time Performance

Medtronic continues its commitment to providing updated information on charge time performance.

Introduction

Information on charge time performance of Medtronic products is presented in this section of the CRDM Product Performance Report. Medtronic implemented the collection of charge time data on July 1, 1999. The data are collected via our ongoing active clinical study of long-term system performance called the System Longevity Study. The study protocol requests device data be routinely taken and sent to Medtronic at no more than 6-month intervals.

In our analysis performed for this report, only charge times resulting from full energy charges are considered. To ensure consistent reporting across devices, the charge time reported at implant represents the last charge time available from date of implant. When more than one charge time is available in a 6-month interval, a conservative approach has been adopted whereby only the maximum charge time in each 6-month interval is reported. As charge time is directly proportional to the time elapsed since the last capacitor reformation, charges occurring within 15 days of a previous charge are excluded. This precludes the reporting of overly optimistic results.

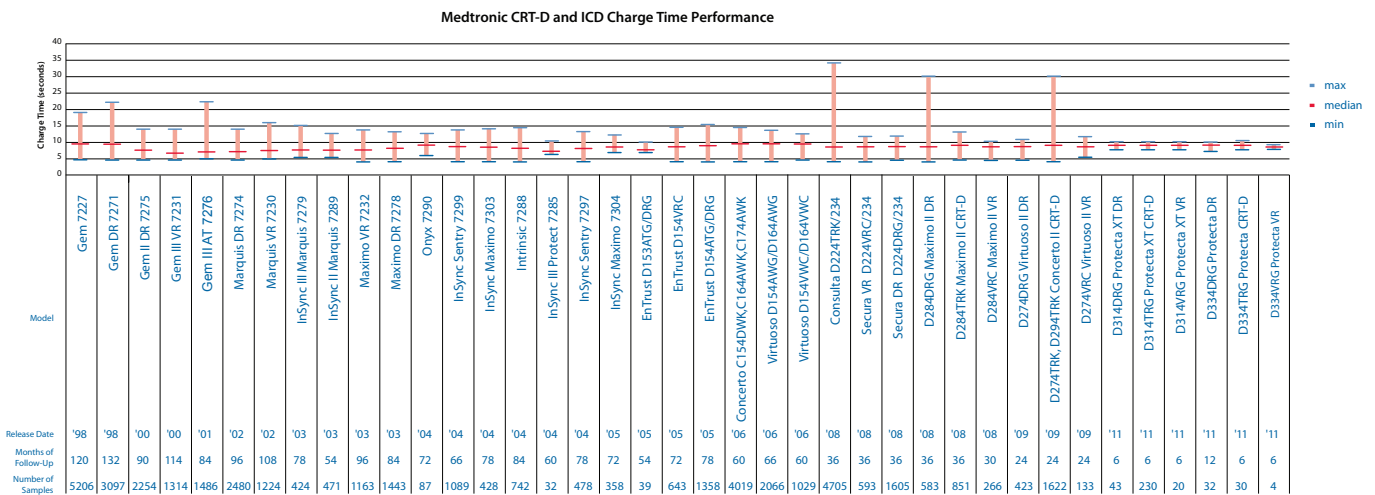
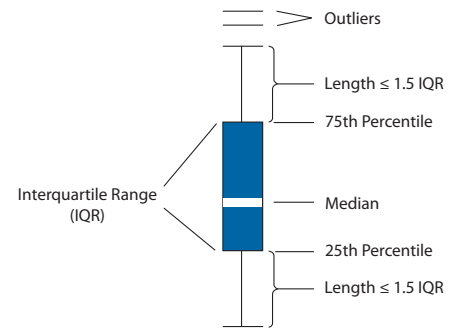
Data from over 20,000 devices contribute to the charge time data in this report. By tracking and reporting this charge time data, Medtronic is able to ascertain the actual performance of its charging circuitry. The insight gained through this information is applied to Medtronic's ongoing efforts to provide charge times that are short and consistent over the life of the product.

Data Presentation

Charge time data for ICD and CRT-D models are presented using boxplots at 6-month intervals. The shaded box on the plots represents the middle half of the data – the Interquartile Range (IQR). The white line in the middle of each box is the median charge time. The top of the box representing the IQR is the third quartile or the 75th percentile (i.e., 75% of all charge times fall below this line), whereas the bottom of the box represents the first quartile or the 25th percentile. Vertical lines are drawn from the quartiles to the farthest value not more than 1.5 times the interquartile range. Any values more extreme than the vertical lines are considered outliers.

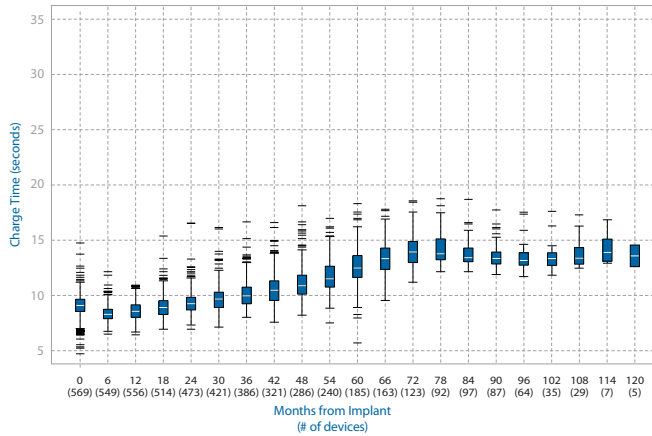
Results

The graph below shows the overall maximums, minimums, and medians for Medtronic ICD and CRT-D products, beginning with the 7221 Micro Jewel.

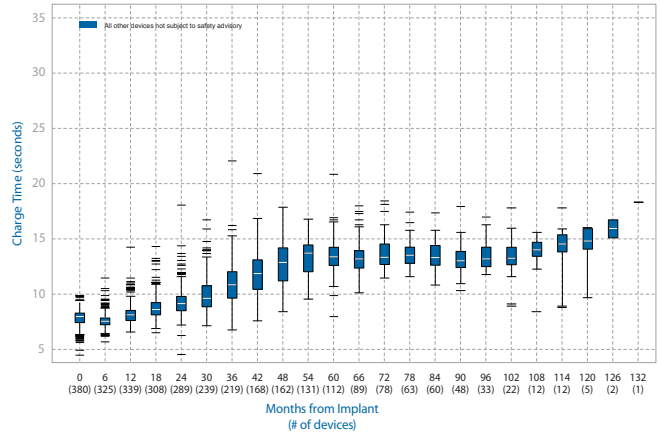


ICD and CRT-D Charge Time Performance continued

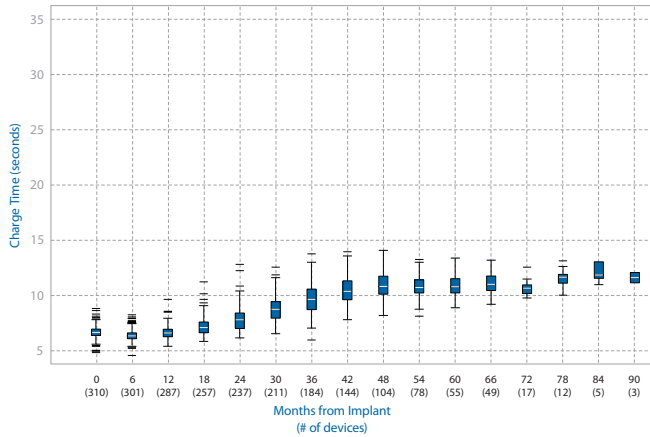
7227 GEM Charge Time



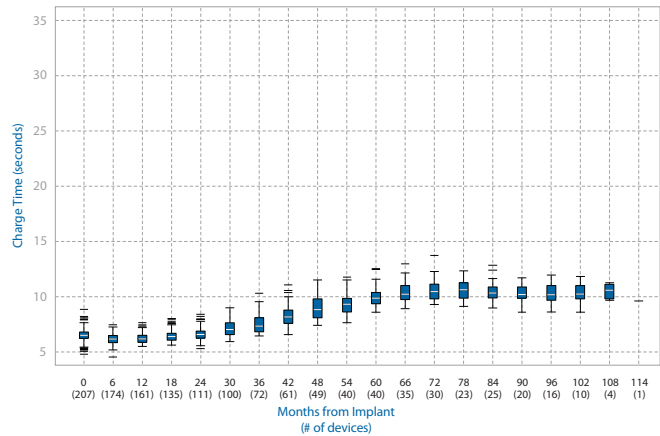
7271 GEM DR Charge Time



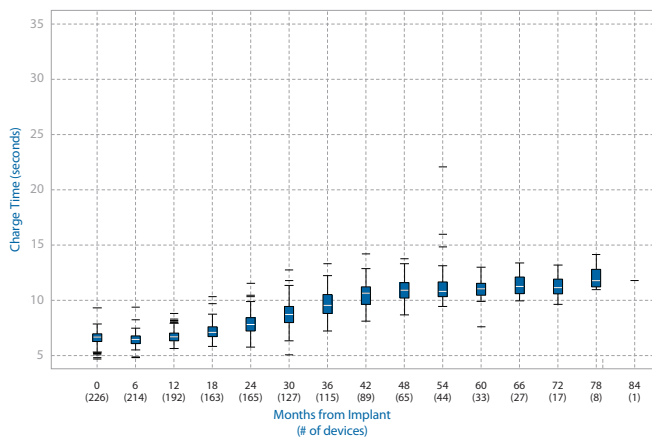
7275 GEM III DR Charge Time



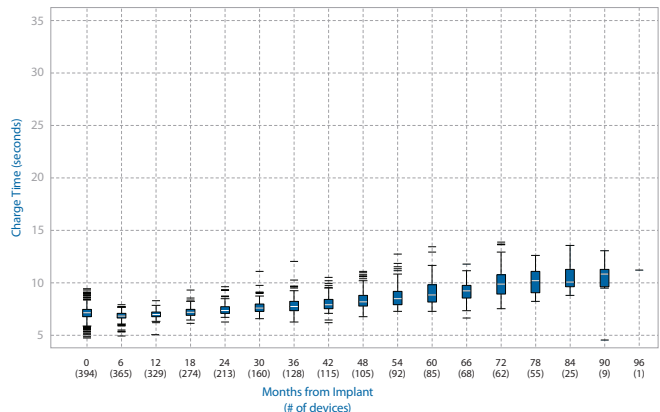
7231 GEM III VR Charge Time



7276 GEM III AT Charge Time

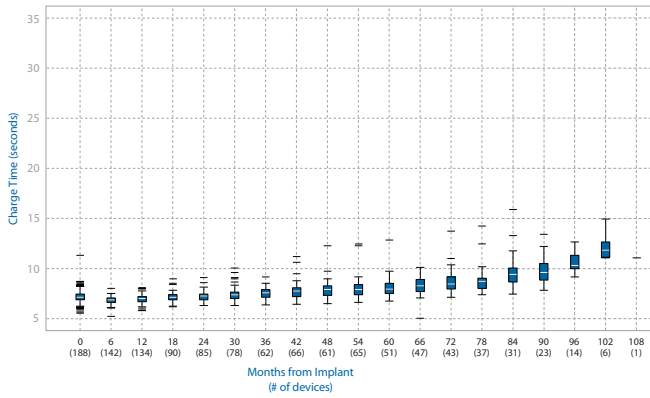


7274 Marquis DR Charge Time

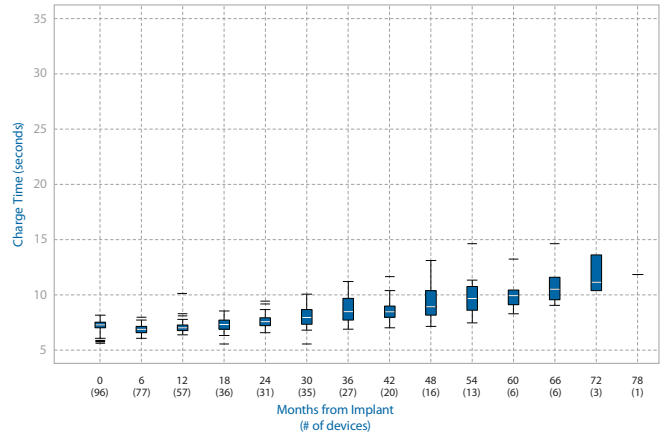


ICD and CRT-D Charge Time Performance continued

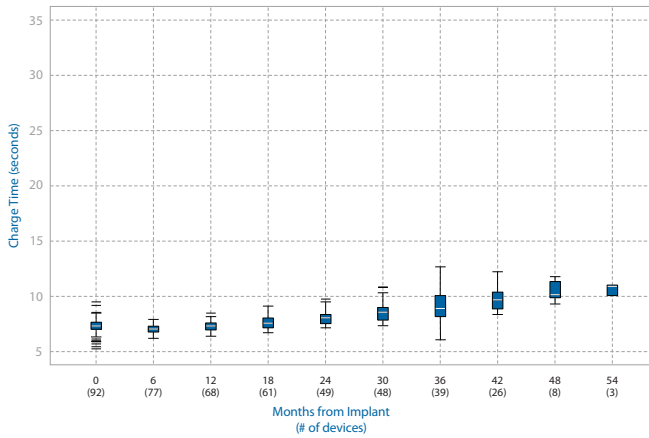
7230 Marquis VR Charge Time



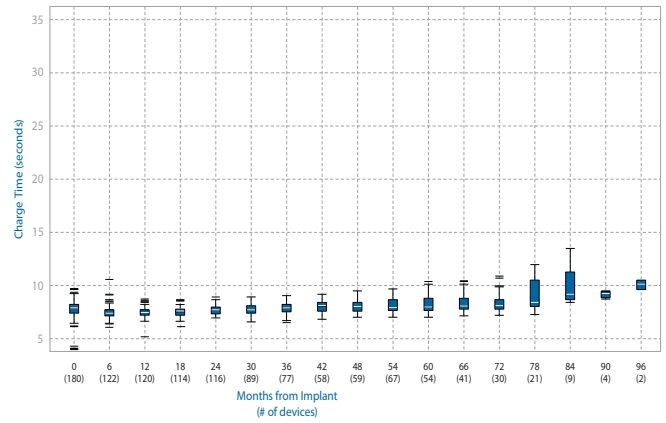
7279 InSync III Marquis Charge Time



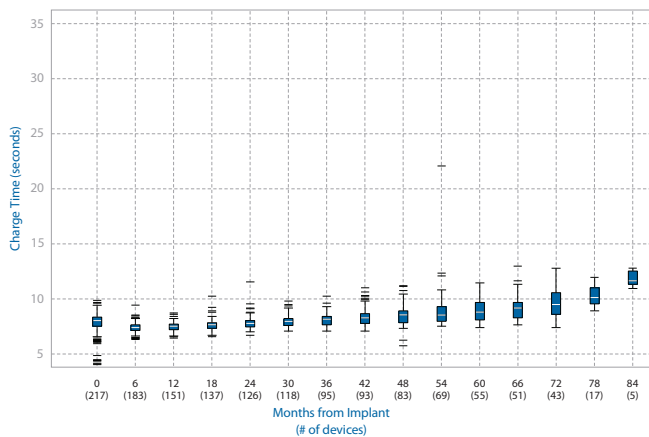
7289 InSync II Marquis Charge Time



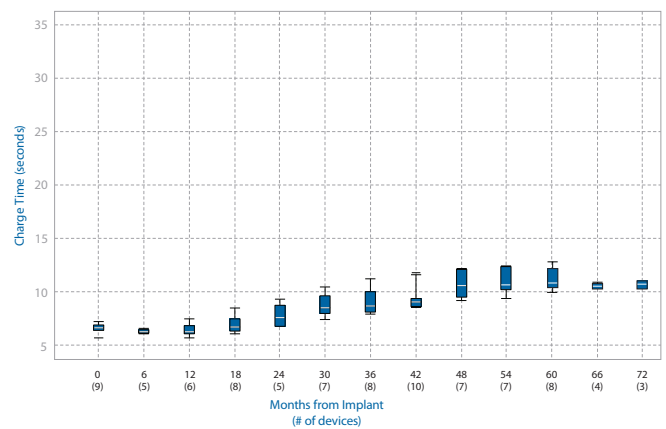
7232 Maximo VR Charge Time



7278 Maximo DR Charge Time

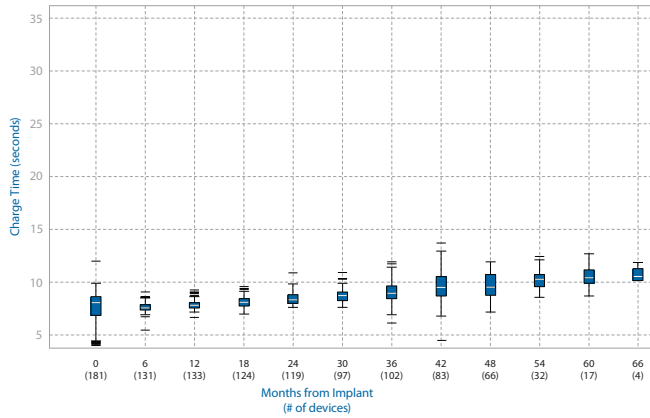


7290 Onyx Charge Time

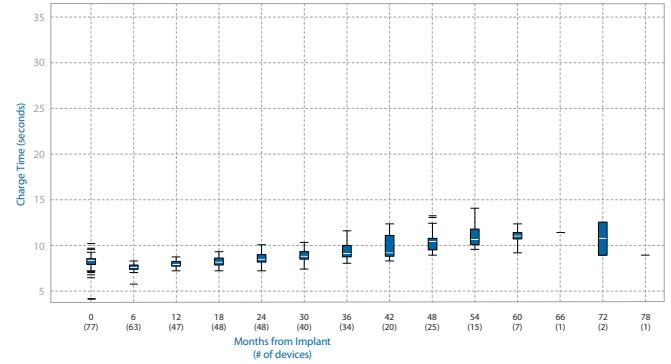


ICD and CRT-D Charge Time Performance continued

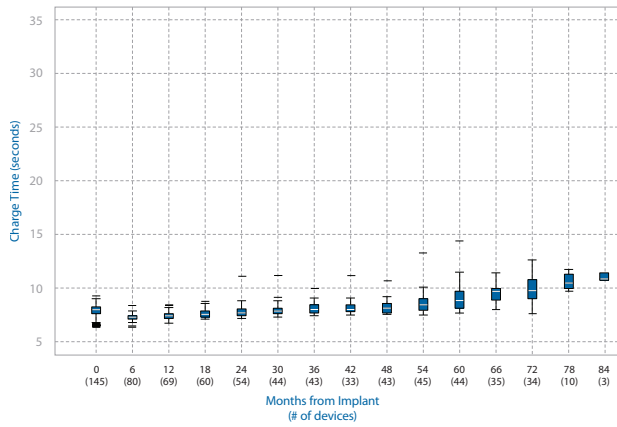
7299 InSync Sentry Charge Time



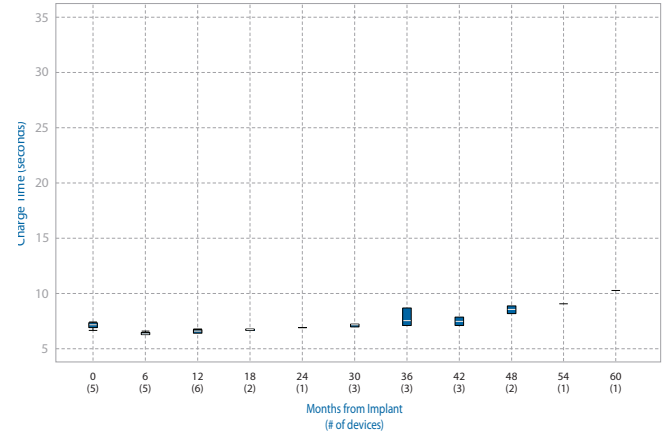
7303 InSync Maximo Charge Time



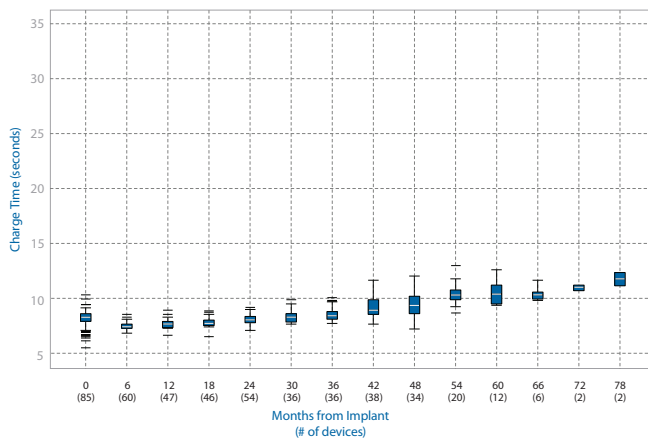
7288 Intrinsic Charge Time



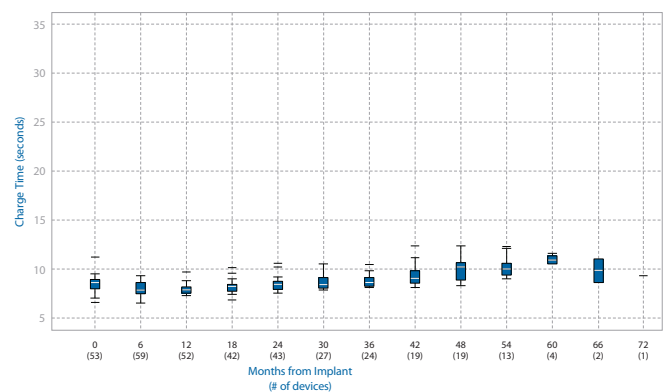
7285 InSync III Protect Charge Time



7297 InSync Sentry Charge Time

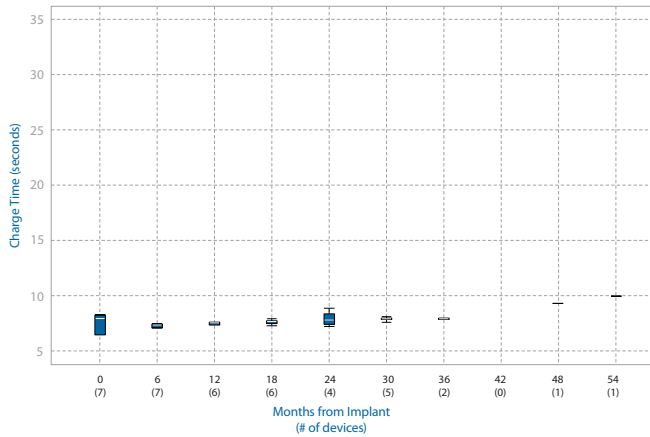


7304 InSync Maximo Charge Time

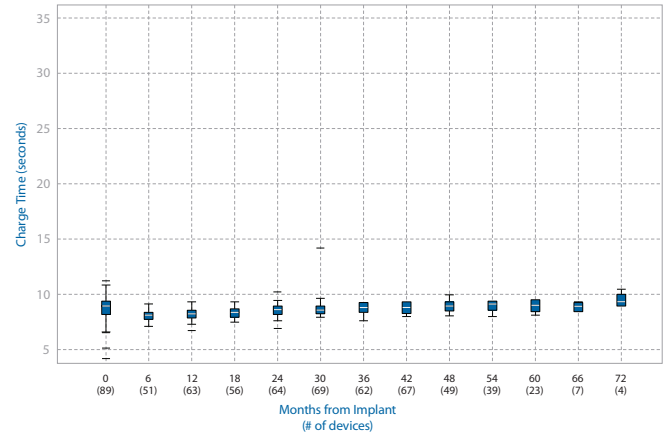


ICD and CRT-D Charge Time Performance continued

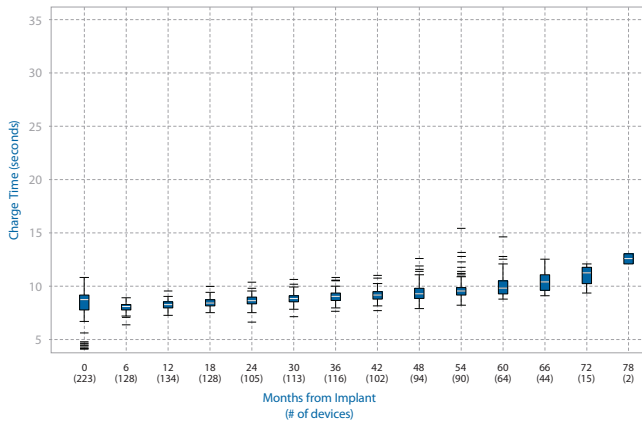
D153ATG, DRG EnTrust Charge Time



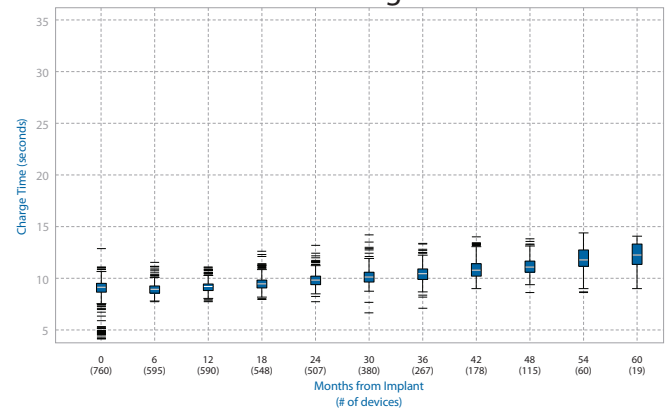
D154VRC EnTrust Charge Time



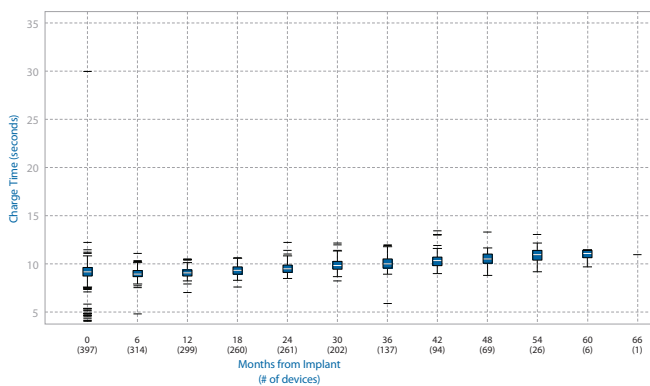
D154ATG, DRG EnTrust Charge Time



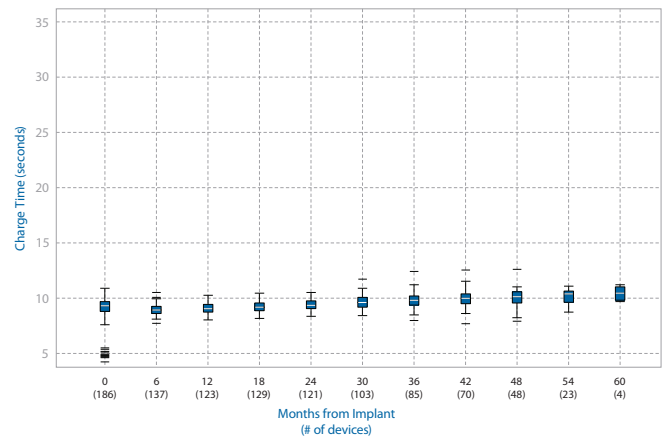
C154DWK, C164AWK, C174AWK Concerto Charge Time



D154AWG, D164AWG Virtuoso Charge Time

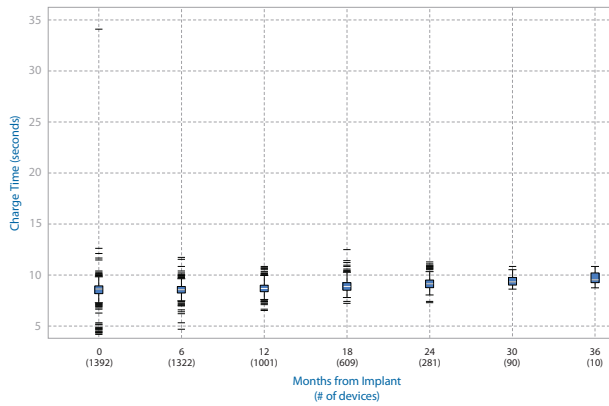


D154VWC, D164VWC Virtuoso Charge Time

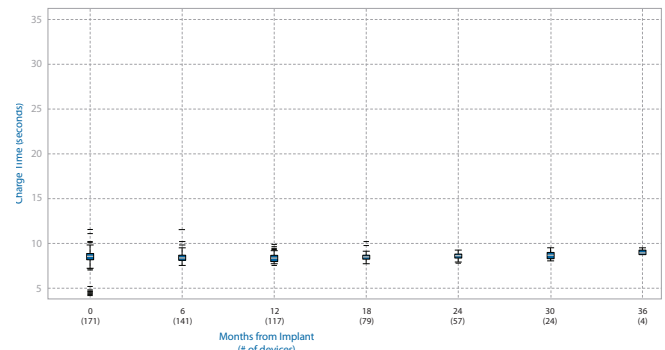


ICD and CRT-D Charge Time Performance continued

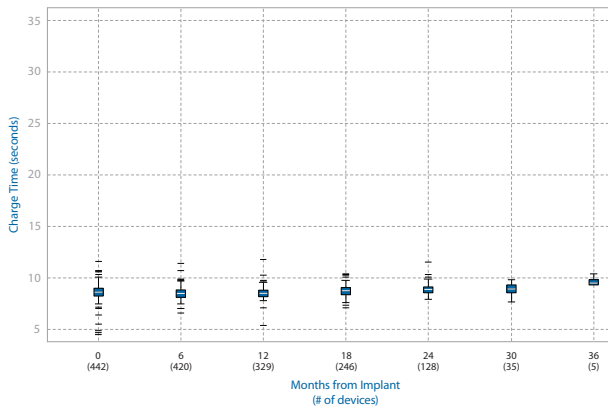
D224TRK/234 Consulta Charge Time



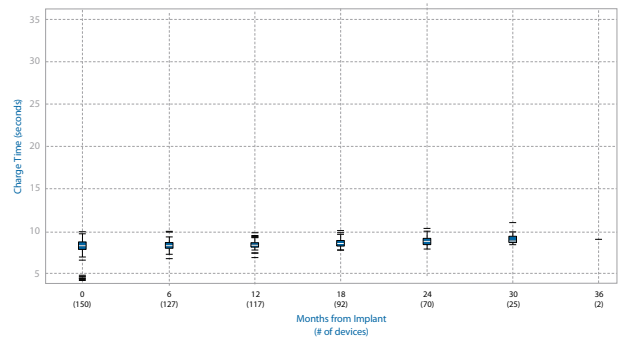
D224VRC/234 Secura VR Charge Time



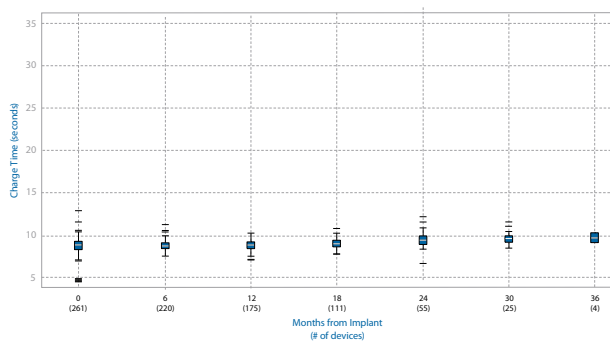
D224DRG/234 Secura DR Charge Time



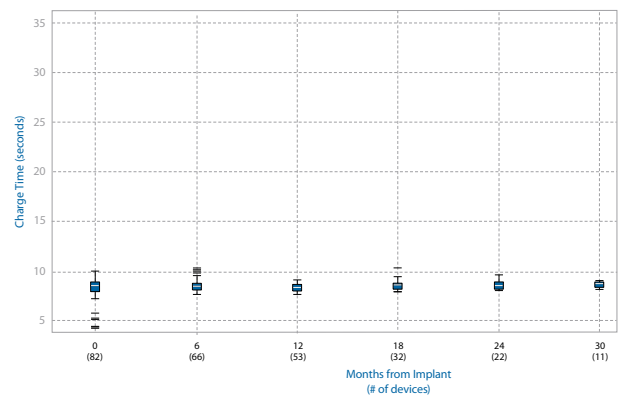
D284DRG Maximo II DR Charge Time



D284TRK Maximo II CRT-D Charge Time

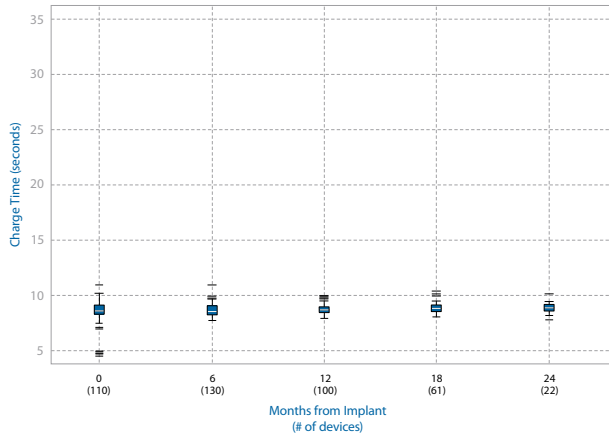


D284VRC Maximo II VR Charge Time

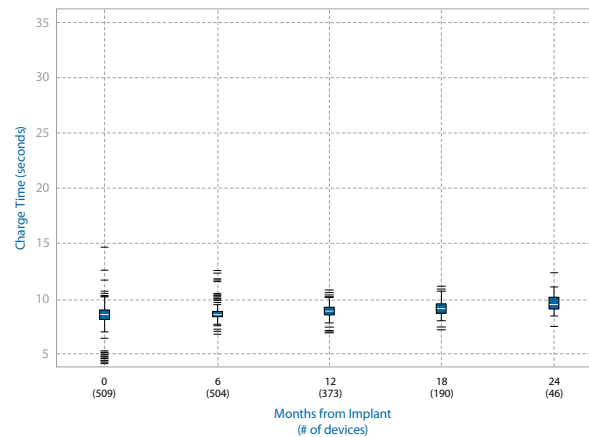


ICD and CRT-D Charge Time Performance continued

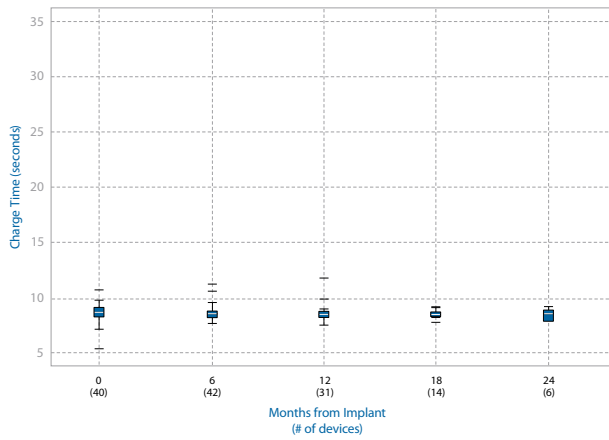
D274DRG Virtuoso II DR Charge Time



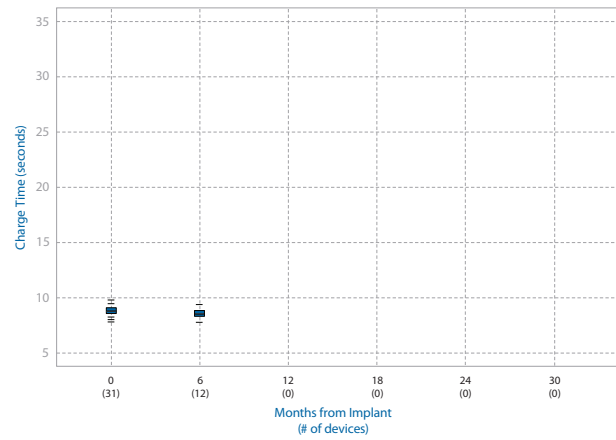
D274TRK, D294TRK Concerto II CRT-D Charge Time



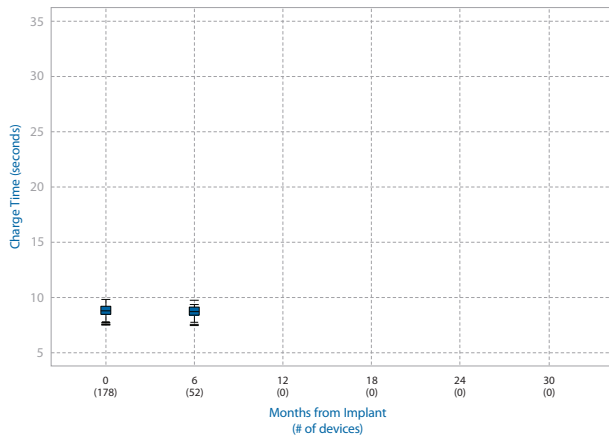
D274VRC Virtuoso II VR Charge Time



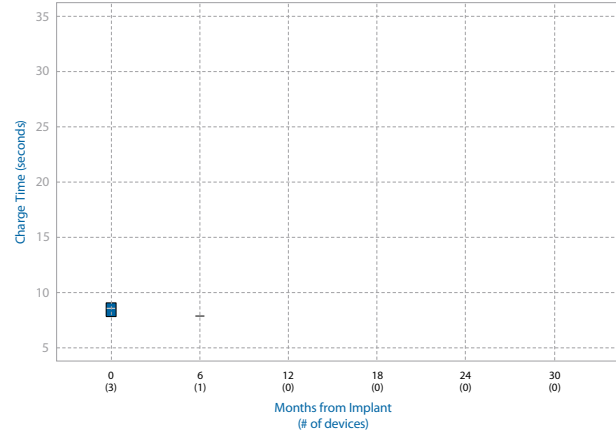
XT DR D314DRG Protecta Charge Time



XT CRT-D D314TRG Protecta Charge Time



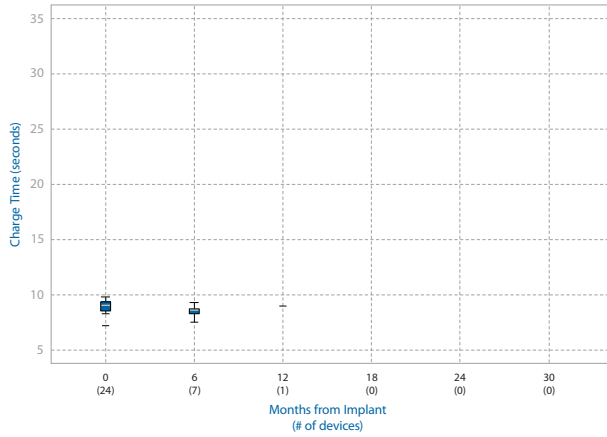
D334VRG Protecta VR Charge Time



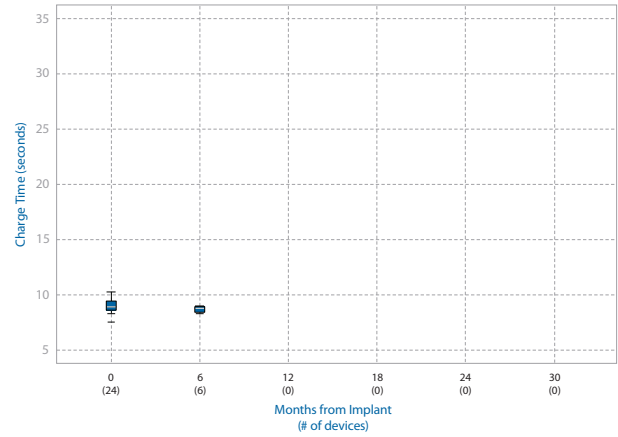
ICD Charge Times

ICD and CRT-D Charge Time Performance continued

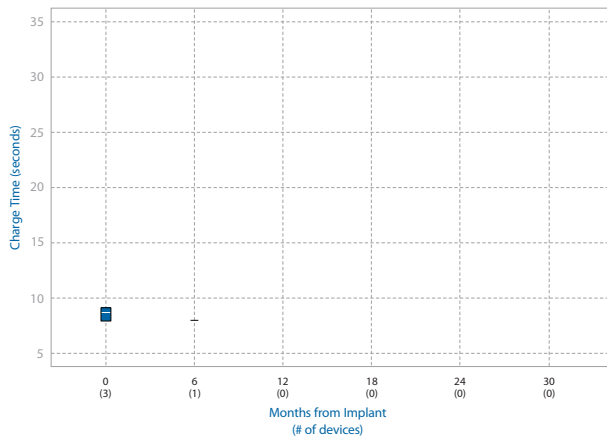
DR D334DRG Protecta Charge Time



CRT-D D334TRG Protecta Charge Time



VR D334VRG Protecta Charge Time



EnTrust ICDs

Original Date of Advisory: March 2012

Potential Rapid Battery Depletion

Product

All EnTrust ICDs.

Advisory

A small percentage of EnTrust ICDs may not meet expected longevity or provide at least three months of device operation between the Elective Replacement Indicator (ERI) and End of Life (EOL) due to a more-rapid-than-expected drop in battery voltage. An estimated 39,000 EnTrust ICDs are currently implanted worldwide. No patient deaths or serious injuries have been reported as a result of this issue.

The reported events have involved a drop in battery voltage from ~3.0 V to ERI (2.61 V) over a time period ranging from approximately one week to six months. All reported events have occurred at least 30 months after implant.

Medtronic has identified the cause of these occurrences to be an internal battery short that develops as the battery capacity is consumed. The exact sequence of events and use conditions that lead to the battery short is still being investigated.

Patient Management Recommendations (As of March 2012)

After consultation with Medtronic's Independent Physician Quality Panel, Medtronic offers the following patient management recommendations:

- Physicians should continue routine follow-up sessions at least every three months in accordance with product labeling.
- Physicians should program the audible patient alerts for "Low Battery Voltage ERI" and "Excessive Charge Time EOL" to ON.
- Physicians should replace devices promptly after they reach ERI if the decline in voltage is more rapid than expected.
- Prophylactic replacement of EnTrust ICDs is not recommended.

Status Update

As of February 20, 2012, there have been 60 confirmed events. No patient deaths or serious injuries have been reported. No reports have been made of a failure to deliver high voltage therapy.

Initial Affected Population	Number of Confirmed Advisory Related Events	Estimated Remaining Active Population	Current Malfunction Rate (Confirmed Malfunctions over total population)
69,000 Worldwide (42,600 United States)	60 Worldwide (44 United States)	39,000 Worldwide (23,100 United States)	0.09% Worldwide (0.10% United States)

EnRhythm Pacemakers

Original Date of Advisory: February 2010

Low Battery Voltage Displayed at Device Interrogation

Product

All EnRhythm pacemakers.

Advisory

Two specific battery issues with EnRhythm pacemakers have been identified and both are addressed by a Medtronic software update.

First Issue

As of February 2010, Medtronic had received 62 reports (out of approximately 110,000 devices worldwide) indicating that the battery voltage at device interrogation was lower than the battery voltage that is tracked by the device to provide data for the elective replacement indicator (ERI) notification. The lower voltage measurement caused confusion and occasionally resulted in unnecessary explants.

Medtronic’s investigation has shown that none of these reports resulted in loss of therapy. Importantly, the ERI notification, which uses the nightly battery measurement, is unaffected and accurate. Medtronic has identified the root cause as higher than expected battery resistance.

Medtronic’s internal testing has shown that there is no current risk for compromised therapy delivery. If the software update referenced above is not implemented, there will be a potential risk of loss of device functionality in a small percent (less than 0.08% 6 years post-implant) of devices. The software update eliminates this risk.

Second Issue

Through internal accelerated testing, Medtronic has identified a second issue that projects battery voltage could decrease sooner than expected due to a slightly increased rate of lithium depletion. This issue has not been clinically observed and is not expected to occur until approximately 9 years post-implant. If the software update referenced above is not implemented, there may be a potential risk for loss of therapy at or near ERI in a small number of devices. The software will eliminate this issue by changing ERI criteria.

Software Update (As of October 2010)

The battery issues described above and subsequent software update are summarized in the table below. When a device receives the software update, if battery impedance is greater than the new ERI threshold ERI will be triggered shortly thereafter. Therefore, clinicians may observe an ERI/EOL indicator at the next patient follow-up. When ERI is triggered by battery impedance, additional battery capacity remains and can support device function at ERI parameters for at least one

year. Medtronic is not aware of any reports of loss of therapy due to this issue.

As a reminder, when ERI is triggered, EnRhythm devices revert to VVI pacing at 65 ppm at the programmed output settings. EOL is declared 90 days after ERI or at a battery voltage of 2.69 V, whichever comes sooner.

Battery Issue	Software Update
Battery voltage could decrease sooner than expected due to a slightly increased rate of lithium depletion	Changed ERI battery voltage threshold from 2.59 V to 2.81 V to ensure 90 days of therapy from ERI to EOL
Higher than expected battery impedance	Added a secondary ERI trigger based on battery impedance. This new criteria will identify devices with increased battery impedance before device performance is impacted. If triggered, displayed battery voltage is reset to 2.81 V to ensure alignment with ERI battery voltage threshold

Updated Performance Information (as of August 2011)

We now have access to battery impedance and ERI performance on more than 5,000 EnRhythm devices that have received the EnRhythm software update. Our modeling based on these data shows that approximately 6-10% of devices will reach ERI within 5 years post-implant. Consistent with our previous communications, we continue to expect average device longevity to be reduced by approximately 10-15%, with the expected average longevity remaining at 8.5 to 10.5 years, depending on device settings.¹

Updated Patient Management Recommendations (as of August 2011)

After consultation with Medtronic’s Independent Physician Quality Panel, we recommend:

Performing a device follow-up within 90 days after the software download to identify devices that triggered ERI shortly after the software update. Subsequent follow-up can be performed per standard practice. During programmer interrogation of a device at ERI, there is a slight possibility a transient drop in pacing amplitude could occur. If this is noted, either remove the programmer head or temporarily program to a higher output voltage.

continued

EnRhythm Pacemakers

Original Date of Advisory: February 2010

Low Battery Voltage Displayed at Device Interrogation, continued

If an unanticipated ERI/EOL is declared, it is likely due to battery impedance. In such cases, additional battery capacity remains and can support device function at ERI parameters for at least one year. However, when ERI or EOL (typically 90 days after ERI) declaration is seen, schedule device replacement.

Status Update

As of February 24, 2012, 342 devices out of approximately 146,500 devices worldwide have been confirmed as having exhibited an advisory event related to the original advisory, in which higher than expected battery impedance caused a drop in battery voltage at interrogation. Approximately 103,000 remain implanted.

Included in the August 2011 Performance Update was information about the projected percentage of devices that would encounter an early ERI due to unexpected high battery

impedance. As of January 2012, analysis of over 16,000 US CareLink patients whose devices reached ERI continues to occur with the rate of 6-10% within 5 years post-implant as communicated with our August 2011 Performance Update.

¹ The 8.5 year estimate represents a high use scenario (DDD, 100% pacing in atrium and ventricle with 3.0 V output in both chambers). The 10.5 year estimate represents a typical use scenario for a sinus node dysfunction patient with the MVP function ON (AAI(R) <=> DDD(R), 50% pacing in atrium and 5% pacing in ventricle with 3.0 V output in both chambers). Projections are based on modeling and not actual field returns, due to limited availability of implant experience beyond 6 years. Field performance will continue to be monitored and modeling updated to reflect actual data.

Initial Affected Population	Number of Confirmed Advisory Related Events	Estimated Remaining Active Population	Current Malfunction Rate (Confirmed Malfunctions over total population)	The software update eliminates any potential future risk of the two battery issues described above by changing the ERI criteria.
All EnRhythm pacemakers (146,500 Worldwide)	342 Worldwide	103,000 Worldwide	0.23%	

Concerto CRT-D and Virtuoso ICD

Original Date of Advisory: September 2009

Potential Reduced Device Longevity

Product

A subset of Concerto CRT-D and Virtuoso ICD devices may not meet expected device longevity. Go to www.medtronic.com/CRDMProductPerformance to determine if a specific device is affected.

Advisory

A subset of Concerto CRT-D and Virtuoso ICD devices may not meet expected device longevity due to gradually increasing current drain caused by low voltage capacitor degradation. This issue may present in the affected devices as reaching the Recommended Replacement Time (RRT) earlier than projected. This issue does not compromise device functionality or affect therapy delivery.

Based on information from returned devices, Medtronic expects that affected devices will continue to provide at least 3 months of normal device function between RRT and End of Service (EOS) as described in device labeling.

A total of 8,900 devices worldwide are affected by this advisory. An estimated 6,300 of these devices were active at the time of the original advisory communication.

Concerto and Virtuoso devices in the affected subset were manufactured primarily in 2006 and can be traced to a specific subset of low voltage capacitors.

Patient Management Recommendations

After consultation with Medtronic’s Independent Physician Quality Panel, Medtronic offers the following recommendations for patients with devices in the affected subset:

Physicians should continue routine follow-up sessions at least every 3 months in accordance with product labeling.

Physicians should verify that the Low Battery Voltage RRT alert is programmed to “On-High.” This provides an audible, alternating tone when the device reaches RRT. These devices are shipped with this alert programmed nominally to “On-High.”

Physicians may consider monitoring patients through CareLink. The CareLink home monitor can be used to automatically notify the clinician when the device reaches RRT.

Status Update

As of February 27, 2012, 3,668 devices out of approximately 8,900 devices in this subset worldwide have been confirmed as having exhibited this capacitor degradation. Out of the initial advisory population of 8,900 worldwide, approximately 800 remain implanted. Approximately 600 of these are in the United States.

Initial Affected Population	Number of Confirmed Advisory Related Events	Estimated Remaining Active Population	Current Malfunction Rate (Confirmed Malfunctions over total population)
8,900 Implanted Worldwide (7,000 United States)	3,668 Worldwide (3,154 United States)	800 Worldwide (600 United States)	41% Worldwide (45% United States)

Kappa 600/700/900 Pacemakers **Sigma 100/200/300 Pacemakers** Original Date of Advisory: May 2009

Potential Separation of Interconnect Wires (2009)

Product

A specific subset of Kappa and Sigma series pacemakers may fail due to separation of interconnect wires from the hybrid circuit. Go to www.medtronic.com/CRDMProductPerformance to determine if a specific device is affected.

Advisory Population

Specific subsets of Kappa and Sigma series pacemakers may fail at a higher than expected rate due to separation of wires that connect the electronic circuit to other pacemaker components (e.g., battery, connector). This may present clinically as loss of rate response, premature battery depletion, loss of telemetry, or no output.

Some patients, whose devices experience a wire separation resulting in a loss of pacing output, will experience a return of bradycardia symptoms (e.g., fainting or lightheadedness). In rare cases involving pacemaker dependent patients, loss of pacing output may result in death or serious injury.

Since 1997, there have been over 1.7 million Kappa and Sigma devices implanted worldwide. At the time of the original advisory communication, an estimated 15,200 Kappa and 6,100 Sigma devices affected by the advisory remained implanted and active. These devices were manufactured primarily between November 2000 and November 2002. Most of these devices have been implanted in patients for five years or longer and may be nearing normal elective replacement time.

There is no provocative testing that can predict which specific devices may fail, and no device programming can mitigate this issue if it occurs.

Patient Management Recommendations

We realize that each patient requires unique clinical consideration and we support your judgment in caring for your patients. After consultation with Medtronic's Independent Physician Quality Panel, Medtronic offers the following recommendations for patients:

- Physicians should advise their patients to seek medical attention immediately if they experience symptoms (e.g., fainting or lightheadedness).
- Physicians should consider device replacement for patients who are both pacemaker dependent and who have been implanted with a device in the affected subsets. Medtronic will offer a supplemental device warranty if the device is not already at elective replacement time.
- Physicians should continue routine follow-up in accordance with standard practice for those patients who are not pacemaker dependent.

Status Update

Advisory Population

Patient management recommendations remain unchanged. As of February 27, 2012, Medtronic has observed 458 Kappa devices and 281 Sigma devices with this failure mechanism from the Kappa and new Sigma device subsets. This represents 0.79% (Kappa) and 1.89% (Sigma) of the original affected implant population.

Four hundred twenty-one (421) of the Kappa devices (0.72%) and 218 of the Sigma devices (1.46%) were returned with information indicating a problem with the patient's pacing system prior to explant. The remaining 37 Kappa devices (0.06%) and 63 Sigma devices (0.42%) were returned with no information indicating a potential malfunction while implanted or with insufficient information to determine the state of the device at explant. Lacking definite information indicating proper operation until explant, these remaining devices are conservatively categorized as having experienced interconnect wire separation while implanted.

As of May 2009, our modeling predicts failure rates due to this issue of 1.1% (Kappa) and 4.8% (Sigma) over the remaining lifetime of those pacemakers still in service at that time.

Out of the initial advisory population of 58,300 Kappa devices and 14,900 Sigma devices worldwide, approximately 3,600 Kappa devices and 2,800 Sigma devices remain implanted. Of these, approximately 1,100 Kappa and 700 Sigma devices are in the United States.

Continued Vigilance

Included in the advisory communication was information about an additional subset of Kappa devices where we have observed a much lower rate of occurrence of this issue. Approximately 16,000 devices of this subset remain active. We have observed a failure rate of approximately 0.094% in this subset and our May 2009 modeling predicts a failure rate of 0.12% over the remaining device life of those pacemakers still in service at that time. After review with our Independent Physician Quality Panel, we do not recommend any specific actions for this group of devices. We will continue to monitor performance and inform you if any specific patient management recommendations are warranted.

continued

Kappa 600/700/900 Pacemakers

Sigma 100/200/300 Pacemakers

Original Date of Advisory: May 2009

Potential Separation of Interconnect Wires, continued

Initial Affected Population	Number of Confirmed Advisory Related Events	Estimated Remaining Active Population	Current Malfunction Rate (Confirmed Malfunctions over total population)	Predicted Malfunction Rate Over the Remaining Life of the Devices Still Implanted Population
Kappa Pacemakers				
58,300 Implanted Worldwide (est.) (17,600 United States)	421 Worldwide (221 United States) with information indicating a clinical presentation. An additional 37 worldwide (25 US) without information indicating a clinical presentation or with insufficient information to determine the state of the device at explant.	3,600 Worldwide (1,100 United States)	0.79% Worldwide 1.40% (United States)	1.1%
Sigma Pacemakers				
14,900 Implanted Worldwide (est.) (3,700 United States)	218 Worldwide (43 United States) with information indicating a clinical presentation. An additional 63 worldwide (15 US) without information indicating a clinical presentation or with insufficient information to determine the state of the device at explant.	2,800 Worldwide (700 United States)	1.89% Worldwide 1.57% (United States)	4.8%

6930, 6931, 6948, 6949 Sprint Fidelis Defibrillation Leads

Original Date of Advisory: October 2007

Potential Conductor Wire Fracture

Product

All Model 6930, 6931, 6948, and 6949 implantable defibrillation leads

Advisory

There are two primary locations where chronic conductor fractures have occurred on Sprint Fidelis leads: 1) the distal portion of the lead, affecting the anode (ring electrode) and 2) near the anchoring sleeve tie-down, predominantly affecting the cathode (helix tip electrode), and occasionally the high voltage conductor. These two locations account for approximately 90% of the chronic fractures identified in Returned Product Analysis (RPA). The remaining 10% of chronic fractures occurred in the DF-1 connector leg and the proximal portion of the RV coil. High voltage conductor fractures could result in the inability to deliver defibrillation therapy. Anode or cathode conductor fractures (at either location) may present clinically as increased impedance, oversensing, increased interval counts, multiple inappropriate shocks, and/or loss of pacing output.

Patient Management Recommendations (Updated April 2011)

The Lead Integrity Alert (LIA) provides three days advance notice prior to inappropriate therapy to 76% of patients with lead fractures.¹ As a result, we strongly recommend that all Sprint Fidelis patients who have the ability to upgrade to Lead Integrity Alert do so promptly. Also ensure that high voltage lead impedance alerts (maximum of 100 ohms) are programmed. When a lead fracture is suspected or confirmed, immediate patient attention is strongly recommended. Physicians should inform their patients to seek medical attention without delay if they experience unexpected shocks

- **If a Fidelis lead fracture of any type has occurred, we recommend implanting a new high voltage lead with or without extraction of the Fidelis lead.**
- In patients with normal device function and no manifestation of lead fracture, no action is recommended. The risk of prophylactic intervention appears to be greater than serious injury resulting from lead fracture even for pacemaker dependent patients, except in select individual patient circumstances as determined by the physician.
- In the event of a device change-out or upgrade procedure, with no manifestation of lead fracture, consider the patient age and lead model data above, as well as patient life expectancy, co-morbidities, ease of extraction related to implant time, patient preference, etc., for the following options:
 - Leave a properly performing lead intact.
 - Implant a new ICD lead without extraction of the existing lead.

- Carefully consider all factors before prophylactic placement of a pace-sense lead. Data shows an increased risk of high voltage conductor fracture if a pace-sense conductor fracture has previously occurred. This data is available at www.medtronic.com/fidelis
- Individual patient circumstances may warrant extracting and implanting a new ICD lead. If warranted, Medtronic’s Independent Physician Quality Panel recommends the lead extraction procedure be performed by a physician with extensive lead extraction experience.²

Status Update

As of February 1, 2012, of the initial implant population of 205,600 in the United States, approximately 100,400 remain implanted. According to System Longevity Study results, lead survival is estimated to be 88.6% (+3.3/-4.5) at 69 months. As the implanted population ages and the sample size increases for each time interval, the accuracy of the estimated survival probability will increase as shown by tighter confidence intervals.

¹ Swerdlow C, Gunderson B, Ousdigian K, et al. Downloadable Algorithm to Reduce Inappropriate Shocks Caused by Fractures of Implantable Cardioverter-Defibrillator Leads, *Circulation*. November 2008; 118:2122-2129.
² Wilkoff B, Love C, Byrd C, et al. Transvenous Lead Extraction: Heart Rhythm Society Expert Consensus on Facilities, Training, Indications, and Patient Management. *Heart Rhythm*. July 2009;6:1085-1104.

continued

6930, 6931, 6948, 6949 Sprint Fidelis Defibrillation Leads

Original Date of Advisory: October 2007

Potential Conductor Wire Fracture, continued

Keeping Physicians Informed

The most recent Sprint Fidelis lead performance information, including survival curves, physician letters, and subpopulation data, can be found at www.medtronic.com/fidelis and will be updated semi-annually. Medtronic’s website also has a selected list of peer-reviewed publications related to Fidelis lead performance and extraction. Medtronic is committed to answering your questions and keeping you informed. If you have any questions or concerns, please contact your Medtronic Representative or Medtronic Technical Services at 1 (800) 723-4636 (US).

Initial Affected Population	Number of Confirmed Advisory Related Events	Estimated Remaining Active Population	Additional information about the Sprint Fidelis lead is available at: www.medtronic.com/fidelis .
205,600 (United States)	5,355 (United States)	100,400 (United States)	

Sigma Implantable Pulse Generators

Original Date of Advisory: November 2005

Potential Separation of Interconnect Wires (2005)

Product

A specific subset of Sigma series pacemakers may fail due to separation of interconnect wires from the hybrid circuit. Go to www.medtronic.com/CRDMProductPerformance to determine if a specific device is affected.

Advisory

This subset of Sigma series pacemakers that may fail due to separation of interconnect wires from the hybrid circuit may present clinically as loss of rate response, premature battery depletion, intermittent or total loss of telemetry, or no output.

Separation of redundant interconnect wires has been observed on hybrid terminal blocks. Device failure occurs only where both interconnect wires separate from a hybrid terminal block. In October 2005, testing and analysis identified the root cause of these failures and the affected population. Hybrid circuits used in this subset of devices were cleaned during manufacturing with a particular cleaning solvent that could potentially reduce the strength of the interconnect wire bond over time.

No provocative testing can predict which devices may fail.

Patient Management Recommendations

Recommendation for the management of patients who have pacemakers affected by this advisory were changed in May 2009. Current recommendations are:

We realize that each patient requires unique clinical consideration and we support your judgment in caring for your patients. After consultation with Medtronic's Independent Physician Quality Panel, Medtronic offers the following recommendations for patients in the 2005 Sigma advisory:

- Physicians should advise their patients to seek medical attention immediately if they experience symptoms (e.g., fainting or lightheadedness).
- Physicians should consider device replacement for patients who are both pacemaker dependent and who have been implanted with a device in the affected subsets. Medtronic will offer a supplemental device warranty if the device is not already at elective replacement time.
- Physicians should continue routine follow-up in accordance with standard practice for those patients who are not pacemaker dependent.

Status Update

Patient management recommendations remain unchanged. As of February 27, 2012, 731 devices out of approximately 40,000 devices worldwide have been confirmed as having experienced interconnect wire separation.

Three hundred seventy-four (374) of the Sigma devices (0.94%) were returned with information indicating a problem with the patient's pacing system prior to explant. The remaining 357 Sigma devices (0.89%) were returned with no information indicating a potential malfunction while implanted or with insufficient information to determine the state of the device at explant. Lacking definite information indicating proper operation until explant, these remaining devices are conservatively categorized as having experienced interconnect wire separation while implanted.

Our original modeling predicted a failure rate from 0.17% to 0.30% over the remaining lifetime of these pacemakers. However, as of May 2009 updated modeling now predicts a failure rate of 3.9% over the remaining device life of those devices still in service at that time.

Out of the initial advisory population of 40,000 worldwide, approximately 7,700 remain implanted. Approximately 1,900 of these are in the United States.

Initial Affected Population	Number of Confirmed Advisory Related Events	Estimated Remaining Active Population	Current Malfunction Rate (Confirmed Malfunctions over total population)	Predicted Malfunction Rate Over the Remaining Life of the Devices Still in Service as of May 2009
40,000 Implanted Worldwide (est.) (9,900) United States)	374 Worldwide (74) United States) with information indicating a clinical presentation. An additional 357 Worldwide (63 US) without information indicating a clinical presentation or with insufficient information to determine the state of the device at explant.	7,700 Worldwide (1,900) United States)	1.83% Worldwide 1.38% (United States)	3.9%

7274 Marquis DR **7278 Maximo DR** **7277 InSync Marquis** **7279 InSync III Marquis**
7230 Marquis VR **7232 Maximo VR** **7289 InSync II Marquis** **7285 InSync III Protect**
 Original Date of Advisory: February 2005

Potential Premature Battery Depletion Due to Battery Short

Product

The specific subset of Marquis family ICD and CRT-D devices having batteries manufactured prior to December 2003 is affected. Devices manufactured with batteries produced after December 2003 are not affected. Go to www.medtronic.com/CRDMProductPerformance to determine if a specific device is affected.

Advisory

Medtronic Marquis family of ICD and CRT-D devices having batteries manufactured prior to December 2003 may experience rapid battery depletion due to a specific internal battery short mechanism. Battery design changes were implemented in December 2003 that eliminate the possibility of this internal shorting mechanism.

Highly accelerated bench testing indicated the rate of this shorting mechanism may increase as the battery is depleted. As of February 2005, the rate of shorting was approximately 1 in 10,000 (0.01%); bench test data indicated the rate may increase to between 0.2% and 1.5% over the second half of device life.

No provocative testing can predict which of these devices will experience this issue. Once a short occurs, battery depletion can take place within a few hours to a few days. After depletion the device ceases to function. It is also possible that as the battery depletes quickly, patients may experience temporary warmth in the area surrounding the ICD.

Patient Management Recommendations

We recommend you consider the following patient management options:

- Conduct quarterly (i.e., every 3 months) follow-up procedures

- Inform patients that should they experience warmth in the area surrounding the ICD to seek follow-up care promptly
- Program Low Battery Voltage ERI Patient Alert to “On-High.” This will result in an audible, alternating tone in the limited circumstances where a battery depletes slowly over a number of days. Data indicates most shorts will occur rapidly and will not be detected by this feature.
- Provide a hand-held magnet to patients to check device status and program the Low Battery Voltage ERI Patient Alert to “On-High.” Device operation may be monitored periodically (e.g., daily) by patients placing the magnet over the device for 1-2 seconds. If the device is functional, a steady tone will sound for approximately 20 seconds. If no tone is heard, follow-up care should be sought promptly.

Status Update

The Marquis Family device performance related to the battery shorting mechanism continues to be within Medtronic’s engineering projections. As of February 27, 2012, 192 Marquis Family devices have been confirmed as having this internal battery shorting mechanism. One hundred fifteen (115) of these devices were returned from the United States.

Out of the initial advisory population of 87,000 worldwide, approximately 8,000 remain implanted. Approximately 7,000 of these are in the United States.

The Patient Management Recommendations set forth in the advisory remain unchanged.

Initial Affected Population	Number of Confirmed Advisory Related Events	Estimated Remaining Active Population	Current Malfunction Rate (Confirmed Malfunctions over total population)	Predicted Malfunction Rate Over the Remaining Life of the Devices Still Implanted Population
87,000 Implanted Worldwide (76,000 United States)	192 Worldwide (115 United States)	8,000 Worldwide (7,000 United States)	0.22% Worldwide (0.15% United States)	Consistent with Medtronic projections, the observed rate of shorting may increase to between 0.2% and 1.5% over the second half of device life.

Kappa 600, 700 Dual Chamber (D, DR, and VDD) IPGs

Original Date of Advisory: March 15, 2002

Potential Fractured Power Supply Wires

Product

A specific subset of Kappa 700/600 dual chamber (D, DR, and VDD) implantable pulse generators has been identified by serial numbers. Hospitals and Physicians were notified. Go to www.medtronic.com/CRDMProductPerformance to determine if a specific device is affected.

Advisory

As of March 15, 2002, Medtronic observed 53 related failures (0.02%) in over 255,000 Kappa 700/600 dual chamber (D, DR, and VDD) series devices sold worldwide. Medtronic voluntarily communicated this information to physicians because these failures had been observed in patients having submuscular implants.

These devices have presented with an electrical reset, intermittent output, or no output. Our investigation identified the root cause as fractured wires supplying power to the pacemaker. This has been directly correlated to submuscular placement of these devices. Submuscular implant locations (e.g., subpectoral, abdominal, etc.) can result in additional stress and repetitive flexing on the implanted device causing excessive fatigue on these wires. Of the estimated 4,000 devices implanted submuscular, approximately 200 (5%) may experience this failure. These stresses on the implanted device are unique to submuscular implant sites and do not exist with subcutaneous implants.

Patient Management Recommendations

While there is no provocative testing or time dependency that will predict which submuscular placed device will fail, certain electrical resets may be an indicator that a wire fracture has occurred. Normal electrical resets can occur as a result of electrosurgical procedures such as cautery and ablation or from defibrillation therapy. If none of the normal causes of electrical reset can be confirmed, or if a device serial number presents as “000000” following an electrical reset, this may be an indicator of a wire fracture.

For patients who have submuscular implants of devices within the designated serial number range and who are pacemaker dependent with no underlying rhythm, replacement of the device should be considered. Medtronic will provide the replacement device free of charge under the terms of its warranty program if a device is replaced in these patients.

For patients having subcutaneous implants, no change to your current patient care and follow-up is advised.

Status Update

Patient management recommendations remain unchanged. As of February 27, 2012, 337 out of approximately 180,000 distributed (0.18% incidence) Kappa family devices worldwide have been confirmed as having fractured power supply wires. One hundred seventy (170) of these devices were returned from the United States. Out of the initial implant population of 121,000 in the United States, less than 500 remain implanted.

Initial Affected Population	Number of Confirmed Advisory Related Events	Estimated Remaining Active Population	Current Malfunction Rate (Confirmed Malfunctions over total population)	Predicted Malfunction Rate Over the Remaining Life of the Devices Still Implanted Population
180,000 Active Worldwide at time of advisory (121,000 United States)	337 Worldwide (170 United States)	< 500 Worldwide (< 500 United States)	0.19% Worldwide (0.14% United States)	0.03%

Minix and Minix ST IPGs

Original Date of Advisory: May 6, 1991

Potential Delayed Restoration of Permanent Settings

Product

All Models of the Minix and Minix ST families of implantable pulse generators

Advisory

Possibility of delayed restoration of permanent pacing mode and parameters, after the magnet or programming head is removed under certain conditions.

Patient Management Recommendations

To eliminate any potential risk associated with temporary programming, depress the INTERROGATE key and verify successful interrogation before moving the programming head away from the pulse generator. The delay condition can also be terminated by repositioning the programming head and depressing the EMERGENCY VVI key.

Status Update

Device performance related to this advisory continues to be within Medtronic's engineering projections. Patient management recommendations remain unchanged. Out of the initial implant population of 65,000 in the United States, approximately 2,000 remain implanted. The devices affected by this advisory are nearing the end of their expected longevity.

Initial Affected Population	Estimated Remaining Active Population	To eliminate any potential risk associated with temporary programming, depress the INTERROGATE key and verify successful interrogation before moving the programming head away from the pulse generator.
All Minix and Minix ST implantable pulse generators	2,000	

Performance Notes

Dual Chamber Pacemakers with Measurement Lock-up ERI

Kappa 600, 700, 800, 900, EnPulse, Adapta, Versa, Sensia, Relia, and Vitatron Models E50A1, E60A1, and G70A1

Purpose of this Information

This Performance Note describes a rare measurement lock-up issue that impacts the Medtronic dual chamber pacemakers listed above. If this measurement lock-up occurs, the device will trigger a false Elective Replacement Indicator (ERI). A reset is available to clear this condition and there is no need to explant the device. This issue does not impact battery longevity.

Background

If this rare measurement lock-up occurs in the pacemaker, it causes the device to read a value of zero for battery voltage. After four measurements of zero, the device will trigger ERI and revert to a VVI pacing mode at 65 bpm. There is no loss of ventricular pacing and the output voltage will remain the same.

Programmer Software Reset Method (Adapta, Versa, Sensia, Relia, Vitatron Series E and G)

Programmer software is available which can differentiate a regular ERI and an ERI caused by the measurement lock-up issue. Upon interrogation of a device with the measurement

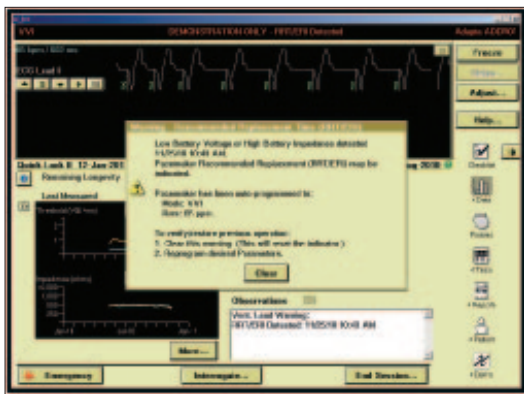
lock-up ERI, the programmer software recognizes the issue and guides the clinician to clear the ERI (Example 1). Following an ERI reset, the device parameters should be reviewed and reprogrammed to clinician specifications.

Reset Method for Kappa and EnPulse

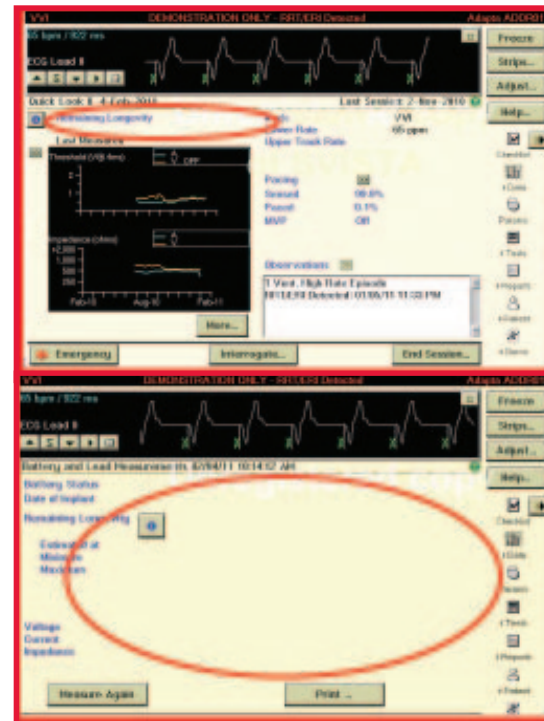
A service tool continues to be available through Medtronic Technical Services to clear the measurement lock-up issue for Kappa and EnPulse devices.

The issue can be identified using the programmer or via CareLink transmission; the battery voltage measurements and remaining longevity will appear as blank values (Example 2). If this measurement lock-up occurs, contact Medtronic Brady Technical Services at 1-800-505-4636 for assistance.

Example 1 – Programmer Software Detects Measurement Lock-up ERI



Example 2 – Programmer Screens for Measurement Lock-up ERI (Kappa and EnPulse)



Helix Retraction of the Sprint Quattro Secure S 6935 and Sprint Quattro Secure 6947

Purpose of this Information

This performance note is intended to provide guidance regarding retraction of the helix of Sprint Quattro Model 6935 or 6947 leads.

Background


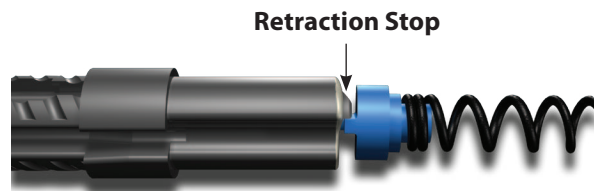
In certain cases, over-retraction of the helix, during initial implant or subsequent repositioning, may result in the inability to extend the helix. This does not impact acute or chronic performance of successfully implanted leads.

The root cause is over-retraction of the helix mechanism beyond the retraction stop, resulting in the inability to extend the helix in a subsequent attempt.

Recommendations

Consistent with the Technical Manual, the following steps can be used to mitigate this issue.

- Fluoroscopy should be used to confirm when the helix is fully retracted.
- Rotation of fixation tool should be stopped once full helix retraction is visually verified.
- If helix is unable to extend, replace with a new lead and report the issue to Medtronic.



Potential Malfunction of CRT, ICD, and IPG Products due to Anomalies in MOSFET Integrated Circuit Technology

Medtronic has detected a specific pattern of MOSFET IC malfunctions in its Concerto, Virtuoso and EnRhythm family of devices. As of July 2009, Medtronic has confirmed twenty-eight (28) malfunctions related to this pattern out of 115,000 EnRhythm and 233,000 Concerto/Virtuoso products distributed worldwide. Reliability analysis of this pattern shows the probability of occurrence decreases with time and over 90% of the malfunctions related to the pattern had occurred within the first twelve months after implant. With process improvements in place, Medtronic expects few additional malfunctions related to this pattern.

The pattern involves metal-oxide-semiconductor field-effect transistors (MOSFET). A MOSFET is an electronic circuit used to amplify or switch electronic signals. MOSFETs have been used in the electronics industries for decades and MOSFET technology is the most widely used type of integrated circuit. Medtronic uses this technology in the circuitry of its CRT, ICD, and IPG products. Each product contains thousands of MOSFETs in its electronic circuitry.

Each MOSFET depends on a layer of insulating material to electrically isolate its components. The integrity of this insulating layer is important to the operation of the MOSFET. Variation in the thickness of the insulating layer can cause the MOSFET to operate in an undesirable manner. Process variations for electronic circuits can affect the integrity of the insulating material, and can lead to MOSFET malfunction. Medtronic's quality system strives to control process variation and detect undesired anomalies that are characteristic of all MOSFET manufacturing. In addition, Medtronic's post-market vigilance activities monitor malfunctions and may implement screening and testing improvements when a pattern of related malfunctions is identified.

The pattern with the Concerto, Virtuoso and EnRhythm models has presented clinically as high lead impedance, sensing difficulty, loss of pacing therapy and/or early battery depletion due to higher than normal battery drain. The degree of battery drain varies case by case, such that the time from the onset to battery depletion has ranged from several days to several months. If not detected by normal patient follow-up procedures, the use of patient alerts or CareLink remote monitoring, the battery will fully deplete, leaving the patient without therapy.

As of March 2009, Medtronic has implemented additional electrical screening and stress tests to address this specific pattern for products being sold.

Since these rates of malfunction are low and the probability of occurrence decreases with time, Medtronic recommends physicians continue following patients in accordance with standard practice.

Clinical Management of VCM near Elective Replacement

Background

Medtronic Technical Services has received reports of devices going to ERI or end of life (EOL) sooner than expected after a normal follow-up in which the device longevity was projected to be approximately 18 months. It has been noted that these cases typically involve Kappa 700 devices where Ventricular Capture Management set the ventricular lead to high output (5 V, 1 ms), which occurs by device design when a high threshold is measured. It is important for physicians and allied professionals to understand VCM behavior as it relates to longevity so that they can, in turn, understand how this affects management of the device and follow-up visits as VCM equipped IPGs near the end of their expected longevity.

Device Longevity and VCM Behavior

Ventricular Capture Management is a feature that uses evoked response sensing to determine the stimulation threshold needed to capture the ventricular chamber. Proper detection of the evoked response is crucial to the VCM algorithm determining an accurate capture threshold. There are rare conditions, however, during which the VCM algorithm will not be able to measure the evoked response accurately.¹ When this occurs, for safety reasons the VCM algorithm will reprogram the output to 5 V, 1 ms until the subsequent VCM measurement.

If the device has considerable remaining longevity, these occasional excursions to high output do not substantially affect remaining longevity. However, if the device has less than approximately 18 months remaining longevity, there is the possibility that the high output condition caused by the 5 V, 1 ms output will drain the battery and trigger ERI.

When ERI is declared by the device, VCM is disabled and the outputs are left at 5 V, 1 ms until the device is reprogrammed at an in-office follow-up. This increased current drain of a high output condition will speed depletion of the device, possibly resulting in the device getting to the EOL (battery voltage ≤ 2.15 V).

Please note that the following parameter changes occur when the device goes to ERI:

Table: IPG Therapy Parameter Changes at ERI

Parameter	Value
Pacing Mode	VVI
Lower Rate	65 bpm
Single Chamber Hysteresis	OFF
Sleep Function	OFF
Ventricular Capture Management	OFF
Atrial Sensing Assurance	OFF
Ventricular Sensing Assurance	OFF

Kappa 700 is Medtronic's first-generation VCM algorithm, which has a relatively higher incidence of evoked response undersensing compared to subsequent algorithms, resulting in more frequent high output conditions. Therefore, Kappa 700 products are the primary focus of this note. It should be noted that IPGs equipped with the second-generation VCM algorithm (Kappa 900, EnPulse, Adapta/Versa/Sensia, and Relia) have not been observed with evoked response undersensing in the general population, though the items listed in "Follow-Up Considerations" may also be used on these devices.

Follow-Up Considerations

- Estimated longevity in the event the device goes to high output can be determined by the following steps. This allows the clinician to determine follow-up frequency if he or she is concerned the device may go to ERI due to high output.
 - Program the ventricular channel to 5 V, 1 ms
 - Navigate to Data/Battery and Lead Measurements
 - When the message stating "Warning – Old Data" is displayed, select "Yes" to measure battery voltage and lead impedance at the new ventricular outputs
 - An updated remaining longevity estimate will be calculated on the elevated outputs. Note the "Minimum Remaining Longevity." Clinical decisions can be based on this value.
 - Program the Amplitude and Pulse Widths back to their original values before leaving the session
- If the capture trends and lead impedance trends are stable, VCM can be programmed to "Monitor Only" for the remaining device life. This should be considered only if remaining longevity is 18 months or less.
- Follow-up frequency can be increased for those patients who do not have stable capture or lead impedance trends. This can be done via a CareLink Home Monitor, or in-office.

¹ Medtronic, Inc. (2001). Medtronic Kappa 700/600 Series Pacemaker Reference Guide (Chapter 4, p. 27). Can be retrieved from <http://manuals.medtronic.com>.

Ensuring the Accuracy of Battery Longevity Estimates

Purpose of This Information

This article is intended to help the clinician understand how Medtronic estimates CRT-D, ICD, and IPG device longevity and Medtronic's performance against these estimates.

Device Longevity and Battery Depletion

The device service life ends when the usable battery capacity is depleted. The time to battery depletion depends on three factors:

- The amount of electrical energy expended in providing therapy to the patient
- The amount of energy consumed by the electronic circuitry to perform the functions of the device (e.g., operating the microprocessor, telemetry, memory, and charging component)
- The energy capacity of the battery

Medtronic has developed a statistical model for device longevity that accounts for each of these factors, and has validated the model with real time clinical performance. During the development of its products, Medtronic engineers characterize device longevity using this model. Testing begins during development and continues after market release to ensure the accuracy of device longevity estimates.

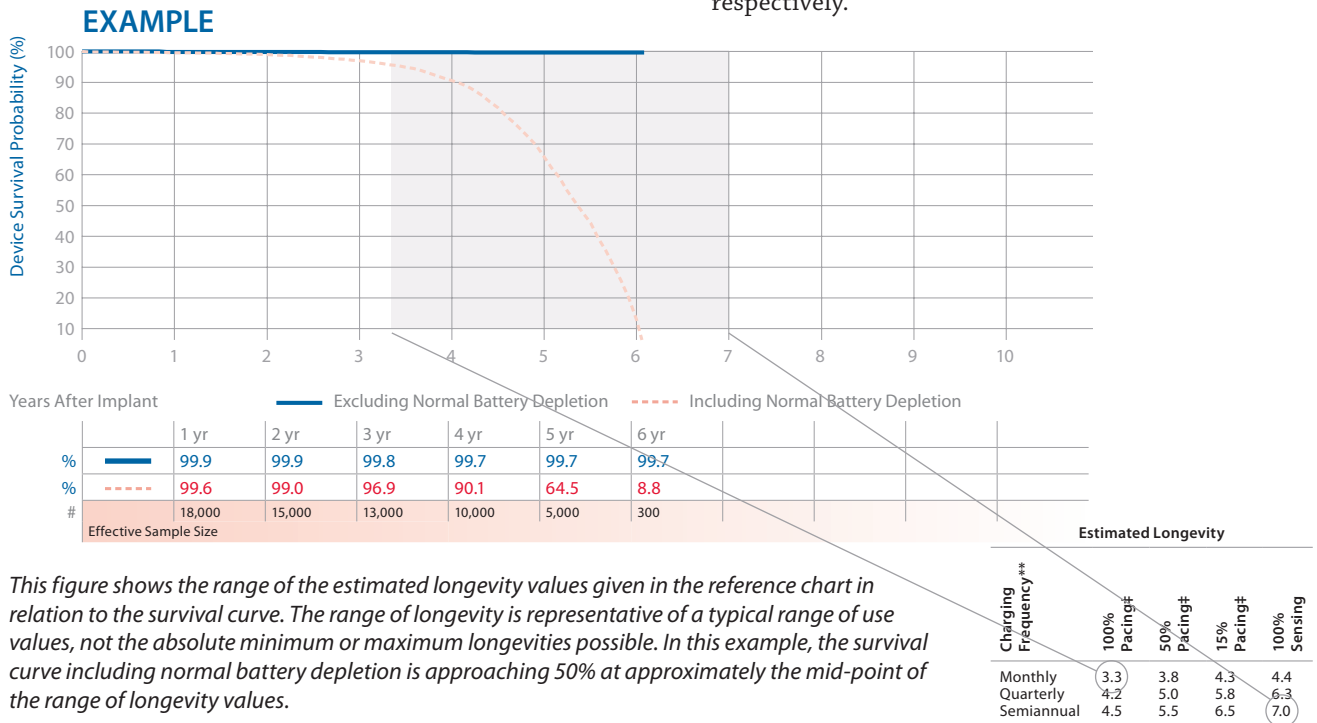
Using Survival Curves to Assess Longevity

The survival curves in the Product Performance Report represent the composite experience of thousands of devices over a wide range of programming options and patient use conditions. While the curves are useful for understanding the overall performance of a population of devices, they cannot be used to accurately predict the longevity of a specific device in a specific patient. To get a longevity prediction for a specific device, the longevity model must be used. The model is available by contacting Medtronic's Technical Services Department.

Because the survival curves are an aggregate result, the Reference pages in the Product Performance Report include several longevity estimates for a range of use conditions. These longevity estimates are mean values calculated for the parameters given. This range of longevity estimates can be compared to the survival curve including normal battery depletion to assess the overall clinical performance of a device model against the original longevity estimates.

If most of a device model's population is being used at nominal parameters and conditions, the time at which the survival curve including normal battery depletion equals 50% should approximate the midpoint in the range of longevity estimates.

If devices tend to be used at conditions that consume more or less energy than nominal, then the time at which the survival curve equals 50% should tend toward the lower or higher end of the range of longevity estimates, respectively.



AT500 Pacing System Follow-Up Protocol

Purpose of This Information

This article is intended to provide clinical guidance regarding follow-up practice and patient management when the AT500 battery voltage approaches the Elective Replacement Indicator (ERI) level of 2.6 volts.

Background

Many AT500 pacing systems are now reaching their ERI voltage level (2.6 volts). This is expected since the battery used has an approximate longevity of 5-6 years under normal conditions (100% DDD pacing, 3 volts, 0.4 ms).

Technical Services has received reports of battery voltage levels below end of life (EOL of 2.2 volts) where EGM pre-storage is programmed ON, or higher outputs and/or pacing rates are necessary. It is important for physicians and allied professionals to understand battery depletion characteristics between ERI and EOL so that they, in turn, can understand how this affects management of follow-up visits for the AT500 as this device nears the end of its expected longevity.

AT500 Battery and Longevity Information

In contrast to other IPGs, the AT500 does not change its mode, stimulation rate, or any other parameter when the battery voltage drops below the ERI level of 2.6 volts (with or without magnet applied). The Threshold Margin Test (TMT) is also not available.

Therefore, it is not possible to perform transtelephonic assessment of AT500 battery status. This must be done during an in-clinic follow-up session. A warning will be displayed on the Quick Look screen at the beginning of a programmer (follow-up) session when the ERI battery level

occurs. The measured battery voltage will also appear on the programmer display and on printouts.

Battery depletion curves are shown in Figure 1, with special focus on device longevity when programming EGM pre-storage ON or OFF.

Medtronic's review of ongoing AT500 battery life test data matches our original longevity modeling and so meets our expectations. However, when using longer durations between follow-up periods (> 3 months), clinicians should consider the following in setting their remaining longevity expectations.

- Enabling the “EGM Pre-storage On” capability will increase current and reduce device longevity by approximately 9 days for each month pre-storage is ON
- Longevity decreases with an increase in pacing rate, an increase in pacing amplitude or pulse width, a decrease in pacing impedance, a higher ratio of paced to sensed events, or extended use of the Atrial Preference Pacing, EGM pre-storage, or Holter Telemetry features

Recommendations

Follow-up frequency should always be accelerated as devices reach ERI voltage levels to ensure device explant/replacement occurs prior to end of life voltage levels. With the wide variety of follow-up schedules being used, Medtronic recommends a 3-month follow-up frequency for the AT500 pacing systems. This is particularly important for patients in whom EGM pre-storage is programmed ON, or higher outputs and/or pacing rates are necessary.

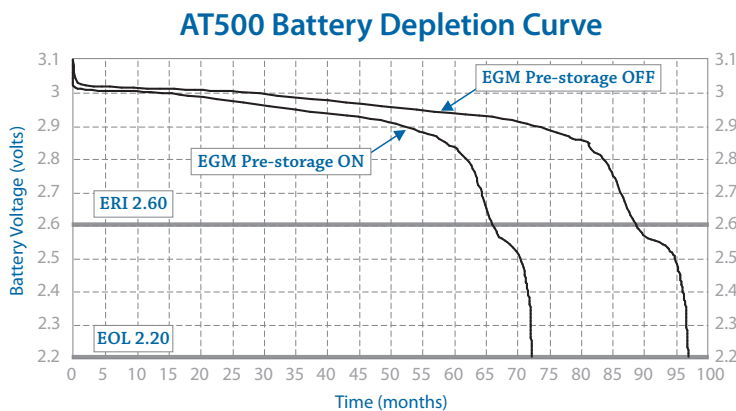


Figure 1
 AT500 battery depletion curve for common parameter settings of DDDR, LR 70 ppm, UR 120 ppm, 100% pacing, Atrial – 2 V, 0.4 ms, 600 ohms, Ventricle – 2 V, 0.6 ms, 900 ohms, and EGM Pre-storage ON versus OFF.

Insertion of the Lead into the Device

The implantable system consists of a pulse generator and at least one lead. The system operation depends on proper electrical and mechanical operation. With the advent of internationally recognized connector standards, the challenge of ensuring proper mechanical fit between the lead and device connectors has been simplified, although the international connector standard does not address all aspects of the procedure for connecting a lead to the device.

If the lead connector is not fully installed, oversensing may result as described in the connector problems section of the performance note, “Clinical Management of High Voltage Lead System Oversensing.”


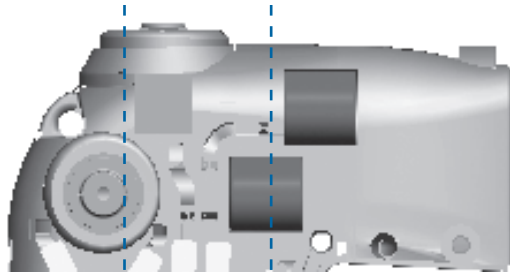
Performing the following steps can be used for each lead connection during the implant procedure:

- 1 Insert the torque wrench into the appropriate setscrew. For easier lead insertion, insert the lead closest to the device first.
- 2 Look down the connector port to verify that the port is not obstructed. If the port is obstructed, retract the setscrew to clear the bore. Take care not to disengage the setscrew from the connector block.
- 3 Push the lead into the connector port until the lead pin is clearly visible beyond the setscrew block.
- 4 Hold the lead in position while tightening the setscrew until the torque wrench clicks.
- 5 Tug gently on the lead to confirm a secure fit.

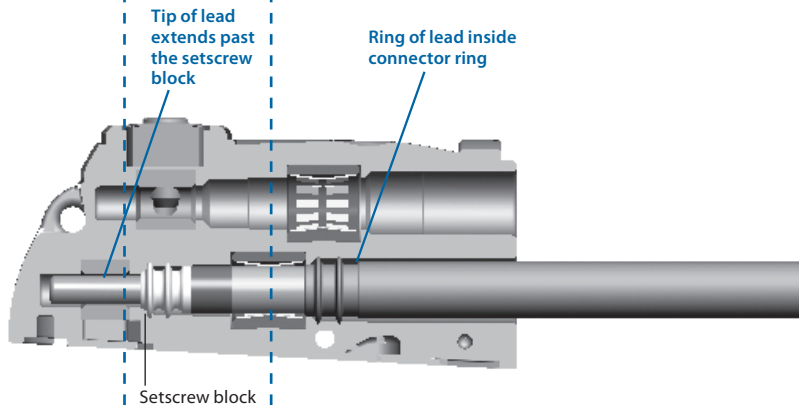
Current publications may provide additional information on implant procedures used by others, e.g., radiographic evaluation of the terminal pin beyond the terminal post.¹

¹ Pickett RA III, Saavedra P, Ali MF, Darbar D, Rottman JN. Implantable cardioverter-defibrillator malfunction due to mechanical failure of the header connection. *J Cardiovasc Electrophysiol*. September 2004;15(9):1095-1099.

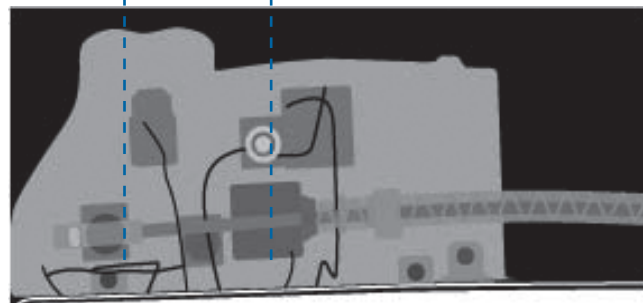
Connector module before lead insertion



Cross-section of connector module after lead fully installed



X-ray image of connector module after lead fully installed



GEM II DR/VR and GEM III DR/VR/AT ICD Battery Discharge Behavior

Medtronic manufactured and utilized a unique lithium/silver vanadium oxide battery in the GEM II/III family of ICDs. This battery has a distinctive voltage discharge with two regions of constant voltage at 3.2 volts and 2.6 volts.

The battery discharge curve (see curve below) is characterized by a significant decrease in the battery voltage approaching middle of life (MOL), followed by a plateau (MOL to ERI) where the battery voltage remains around 2.6 volts. The transition to the plateau could be easily misinterpreted as the battery rapidly approaches ERI, which occurs at 2.55 volts, when the battery may in fact have several years remaining until ERI.

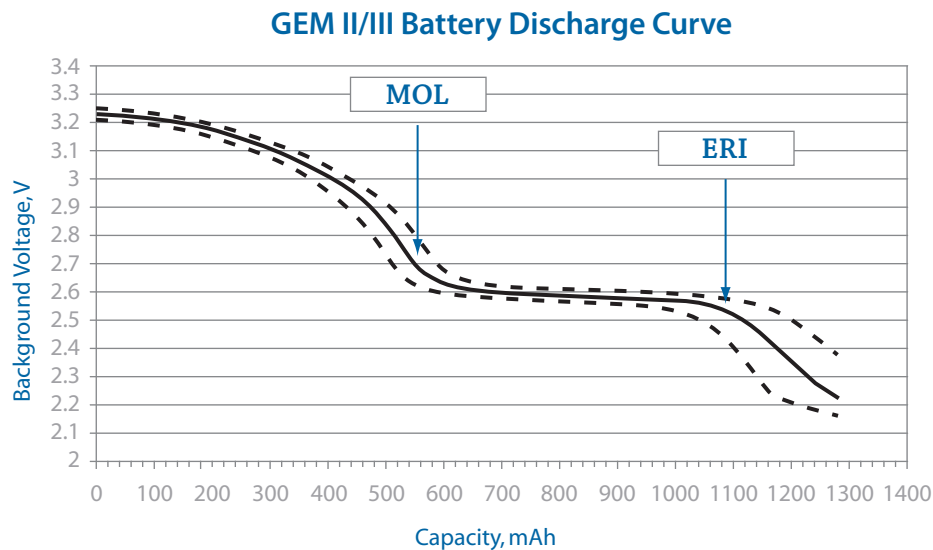
It is important to understand that this battery voltage decrease in the GEM II/III family of ICDs is a normal

characteristic of the battery function in these devices and should not create a need for additional follow-up or monitoring.

As a general rule of thumb, the longevity from implant to MOL = MOL to ERI.

The design of the battery in subsequently released models has been modified to present a more linear battery discharge curve.

If you are concerned about early ERI in your patient's device, you can utilize the battery trend measurements stored in the save-to-disk file, which can be accessed and interpreted through the Medtronic Technical Services at 1 (800) 723-4636.



General Follow-Up and Replacement of ICD Leads

Implanted leads operate in the challenging biochemical environment of the human body and the body's response to foreign objects. Implanted leads are also subject to mechanical stresses associated with heart motion, body motion, and patient anatomy.

In this environment, pacemaker and defibrillation leads cannot be expected to last forever. Unlike implantable cardioverter defibrillators (ICDs), a lead's longevity cannot be predicted nor are there simple indicators that a lead is approaching the end of its service life. The determination that a lead may be approaching end of service life requires follow-up of the chronically implanted lead and thorough evaluation of lead integrity at ICD replacement.

Follow-Up of Chronically Implanted Leads

The frequency of follow-up for ICD patients will depend on a number of factors including the patient's medical condition, ICD system implant time, hospital/clinic follow-up practice, and Medicare guidelines. In all cases, it is important to assess the functionality of the ICD system and the integrity. For newly implanted leads, it is beneficial to establish a baseline of chronic performance parameters once the lead has stabilized, generally within 6 to 12 months after implant. These performance parameters should include pacing and sensing thresholds and impedance. During routine patient follow-up, these procedures can be used to evaluate lead integrity.

- Measure pacing and sensing threshold and compare to the chronic baseline. Significant increases or decreases may be indicative of lead failure, dislodgement, perforation, exit block, etc.
- Measure pacing impedance where possible and compare to the chronic baseline. Decreases of 30% or more or pacing impedances below 200-250 ohms may be indicative of insulation failure. Sudden and significant increases in pacing impedance may be indicative of conductor fracture.
- High voltage lead circuit impedance should be between 10-75 ohms at system implant. Chronic measurements below 10 and above 200 ohms may be indicative of high voltage lead circuit failure.
- Carefully review ECGs or the nonsustained detection log on Medtronic ICDs for indications of pacing and/or sensing abnormalities such as oversensing, undersensing, and loss of capture
- Elicit and investigate any patient complaints/symptoms that may be suggestive of potential lead failure

Where routine follow-up indicates, additional tools should be used to further evaluate performance. Tools include radiographic data, ICD electrograms, ICD Patient Alert and performance information from the System Longevity Study (SLS).

The final decision on the functional integrity and continued use of an implanted lead must be a matter of medical judgment based on these factors as well as specific patient conditions.

General Criteria for Lead Replacement

The evaluation of a chronically implanted lead is an important part of the decision to continue to use the lead with a new ICD. However, these results alone do not necessarily predict the future integrity of that lead. With the expected longevity of today's ICDs varying between approximately 5 and 10 years, a physician replacing a device should consider a number of factors, including those listed below.

Factors that should be considered in a decision to replace or continue to use include:

- Pacing and sensing thresholds should be evaluated for the potential to maintain acceptable levels
- Pacing impedance should be measured. Bear in mind that pacing impedance below 250 ohms results in excessive battery current drain, which may seriously compromise ICD longevity, regardless of lead integrity.
- The physical appearance of the lead should be examined for insulation cracks, breaches, or other indications of lead wear or degradation
- Medtronic System Longevity Study data should be referenced. Actuarial survival of the lead and the observed lead failure mechanisms are specific factors to consider. Use of a new lead should be considered if failure mechanisms suggest an increased time dependency as suggested in the shape of performance curve for the specific lead model.
- Current publications may provide additional information on the clinical management of leads.¹⁻³ Ultimately, the decision to replace an implanted lead involves medical judgment.

¹ Hauser RG, Cannom D, Hayes DL, et al. Long-term structural failure of coaxial polyurethane implantable cardioverter defibrillator leads. *PACE*. June 2002;25(6):879-882.

² Ellenbogen KA, Wood MA, Shepard RK, et al. Detection and management of an implantable cardioverter defibrillator lead failure: incidence and clinical implications. *J Am Coll Cardiol*. January 1, 2003;41(1):73-80.

³ Hauser RG, Kallinen LM, Almquist AK, Gornick CC, Katsiyannis WT. Early failure of a small-diameter high-voltage implantable cardioverter-defibrillator lead. *Heart Rhythm*. July 2007;4(7):892-896.

Clinical Management of High-Voltage Lead System Oversensing

Appropriate sensing by an ICD system refers to the sensing of cardiac events that may or may not require therapy delivery. ICD systems must sense relatively large QRS complexes while avoiding sensing of smaller T waves, yet continue to sense often small variable amplitude ventricular fibrillation. Thus, ICD systems attempt to dynamically adjust sensing of electrical events and discriminate between them based on detection algorithms and programmed settings.

Inappropriate sensing can occur when an ICD system classifies events of non-cardiac origin as QRS/VF events, or senses and counts T and far-field P waves as ventricular depolarizations. This is often referred to as “oversensing,” and may result in delivery of inappropriate high-voltage therapies. This is due, in part, to the desire to err on the side of delivering lifesaving high voltage therapy rather than withholding

it. Thus, an ICD system that is experiencing oversensing issues will continue to deliver therapeutic shocks as required, but may also subject the patient to unnecessary shocks.

Oversensing can be difficult to manage, in that the precipitating cause of the oversensing can be problematic to isolate. Oversensing can be caused by many factors, including myopotentials/far-field sensing, electromagnetic interference, T wave sensing, connector issues, incomplete or complete conductor fractures, and insulation breaches. While the individual physician must exercise medical judgment in determination of appropriate clinical management of ICD systems, the chart below may assist in the process of causal factor differentiation and possible intervention.

Phenomenon	Causal Factors	Characteristics	Management/Comments
Myopotentials/ Far-field sensing	Diaphragmatic muscle potentials in breathing, wide tip-to-ring (coil on integrated bipolar leads) spacing	Nonphysiological sensed event on EGM, which may confuse detection potentially resulting in false positive shocks	Check R waves for deterioration. Reprogram sensitivity. Try repositioning lead. Consider change-out to true bipolar lead, or if true bipolar lead in use, one with closer tip-to-ring spacing than current lead.
EMI (Electro-Magnetic Interference)	Arc welders, electrical generators, store walk-through security scanners, poorly insulated electrical equipment	Multiple and consecutive short intervals (< 140 ms) independent of underlying sinus beats. Associated with proximity to the EMI source.	Avoid EMI areas. True bipolar leads less susceptible.
T-wave sensing	Drugs, ischemic tissue, exercise, Long QT syndrome, electrolyte imbalance	Sense markers seen on EGM related to T wave. False positive detection.	Check for R wave deterioration and characteristics. If R wave > 3.0 mV, reprogram sensitivity. If R wave < 3.0 mV, reposition/replace lead. Address causal factor (e.g., drugs [if appropriate/medically viable]).
Connector problems	Loose setscrew, cross-threaded setscrew, incomplete lead insertion into header	This is an acute phenomenon seen within 6 months of implant (usually sooner)	Requires invasive check of connections. May be reproducible with pocket manipulation.
Incomplete conductor fracture	One or more filars of a multifilar conductor fracturing while leaving enough filars intact to provide a conduction circuit	Characterized by chaotic oversensing related to motion of the fracture site	Check EGMs and x-rays. Manipulate lead at suspected fracture site if possible as a provocative test. If confirmed, replace lead.
Lead insulation breach	Cuts, tears, metal ion oxidation, abrasion, cold flow, environmental stress cracking	Characterized by cyclical and/or erratic, intermittent, spontaneous oversensing; often post-pace or post-shock can cause false positives	Replace lead. If acute, usually secondary to implant damage/replacement damage. If late, material characteristic.
Oversensing during interrogation with programming head (not wireless telemetry) with complete lead fracture	Interrogation with a programming head in combination with complete lead fracture that creates an open circuit can induce noise on the sensing circuitry inside the ICD can	Nonphysiologic sensed event on EGM. If detection is enabled during interrogation, oversensing may result in inappropriate therapy.	Quickly remove the programming head. CANCEL the interrupted interrogation and manually load the software for the specific device model. Reposition the programmer head over the device and immediately select SUSPEND. Device will resume detection when programming head is removed, or when RESUME is selected. Replace lead.

Technical Services is available at all times to advise clinicians in the troubleshooting and management of Medtronic products. For assistance in the United States, please call 1 (800) 723-4636. In other countries, please contact your local Medtronic representative.

Tests and Observations for Clinical Assessment of Chronic Pacing Leads

Test/Observation	Possible Insulation Failure	Possible Conductor Failure	Possible Other System Failure	Effect on Test/Observation
Pacing Impedance (Telemetered or Measured Invasively)	Sudden and Significant Decrease	Sudden and Significant Increase	Dislodgement. Perforation. Electrolyte Imbalance. Improper IPG/Lead Connection. . .	Decrease Increase or Decrease Increase or Decrease Increase or Decrease
Pacing Thresholds (Telemetered/Programmed or Measured Invasively)	Sudden and Significant Increase, Especially in Bipolar System	Sudden and Significant Increase	Dislodgement. Exit Block. Infarct at Electrode Site. Perforation. Improper IPG/Lead Connection. . .	Increase Increase Increase Increase Increase
Electrograms (Telemetered or Measured Invasively)	Sudden and Significant Decrease in Amplitudes and/or Slew Rates for P and/or R Waves	Sudden and Significant Decrease or Disappearance of Amplitudes and/or Slew Rates for P and/or R Waves	Dislodgement. Perforation Infarct at Electrode Site. Electrolyte Imbalance. Improper IPG/Lead Connection. . .	Decrease Decrease Decrease Decrease Decrease
Waveform Analysis (Oscillographs of Pacer Artifact from ECG Electrodes)	Sudden Increase in Ratios of Leading-Edge Voltages to Trailing-Edge Voltages (i.e., over 25% increase)	Intermittent or No Pacer Artifacts (Even in Asynchronous Mode)	Improper IPG/Lead Connection	Intermittent or No Pacer Artifacts (Even in Asynchronous Mode)
Radiographs (Post-Implant, Recent, Current)	Not Discernible	Visual Observation of Conductor/Connector/ Electrode Fracture (Sometimes Discernible)	Dislodgement or Perforation. Improper IPG/Lead Connection.	Sometimes Discernible
Visual Inspection (Invasive)	Insulation Breach and/or Degradation, or Ligature Cut-Through	Not Easily Discernible	Connector Defect or Connector Pulled Apart. Improper IPG/Lead Connection.	Sometimes Discernible
Pectoral Muscle Stimulation	Sudden Onset, Especially in Bipolar System		Connector Defect in Bipolar or Unipolar. Hypersensitivity to Unipolar Pulse Generator Can. Anti-Stim Coating or Protection Deficient.	
Phrenic Nerve/ Diaphragmatic Stimulation	Sudden Onset in Bipolar or Unipolar Systems		Perforation or Displacement of Atrial Lead (Phrenic Nerve)	
Pacemaker ECG Stimulus Artifact Size and Morphology Change (May Not Be Possible with Digital ECG)	Sudden Onset and Significant Change, Especially in Bipolar System (Increase in Size)	Sudden Changes, Usually a Decrease in Size	Perforation or Dislodgement. Connector Defect. Improper IPG/Lead Connection.	Sometimes Discernible
Oversensing (Intermittent or Continuous)	Sudden Onset, Especially in Bipolar Systems		Physical Contact between the Electrode(s) on the Lead and that of Another Lead. Inappropriate IPG Parameter Setting. Improper IPG/Lead Connection.	Sometimes Discernible
Undersensing (Intermittent or Continuous)	Sudden Onset in Either Unipolar or Bipolar Systems	Sudden Onset in Either Unipolar or Bipolar Systems	Dislodgement or Perforation. Infarct at Electrode Site. Electrolyte Imbalance. Inappropriate IPG Parameter Setting. Improper IPG/Lead Connection.	Sometimes Discernible
Loss of Capture	See "Pacing Thresholds" Above	See "Pacing Thresholds" Above	See "Pacing Thresholds" Above	

Mailer Kits Available for Returning Product

Medtronic urges all physicians to return explanted products and to notify Medtronic when a product is no longer in use, regardless of reason for explant or removal from use. The procedures for returning products vary by geographic location.

Mailer kits with prepaid US postage are available for use within the United States to send CRT, ICD, IPG, and leads to Medtronic's CRDM Returned Product Analysis Lab. These mailers are sized to accommodate the devices and leads from a single patient or clinical event and are designed to meet US postal regulations for mailing biohazard materials.

If the product being returned is located outside the United States, please contact your local Medtronic representative for instructions.

Medtronic also requests the return of devices from non-clinical sources, such as funeral homes, and will assume responsibility for storage and disposal of the product once received.

Mailer kits can be obtained by contacting the Returned Product Lab.

CRDM Returned Product Analysis Laboratory
Phone: 1 (800) 328-2518, ext. 44800
Email: crdm.returnedproduct@medtronic.com



www.medtronic.com

World Headquarters

Medtronic, Inc.
710 Medtronic Parkway
Minneapolis, MN 55432-5604
USA
Tel: (763) 514-4000
Fax: (763) 514-4879

Medtronic USA, Inc.
Toll-free: 1 (800) 328-2518
(24-hour technical support for
physicians and medical professionals)

Europe

Medtronic International Trading Sàrl
Route du Molliou 31
CH-1131 Tolochenaz
Switzerland
Tel: (41 21) 802 7000
Fax: (41 21) 802 7900

Canada

Medtronic of Canada Ltd.
6733 Kitimat Road
Mississauga, Ontario L5N 1W3
Canada
Tel: (905) 826-6020
Fax: (905) 826-6620
Toll-free: 1 (800) 268-5346

Asia Pacific

Medtronic International, Ltd.
16/F Manulife Plaza
The Lee Gardens, 33 Hysan Avenue
Causeway Bay
Hong Kong
Tel: (852) 2891 4456
Fax: (852) 2891 6830
enquiryap@medtronic.com

Latin America

Medtronic USA, Inc.
Doral Corporate Center II
3750 NW 87th Avenue Suite 700
Miami, FL 33178
USA
Tel: (305) 500-9328
Fax: (786) 709-4244

